



2023

OFFICIAL HANDBOOK







# **National Snaffle Bit Association**

120 Mesa St  
Weatherford, TX 76086  
(847) 623-6722  
website: [www.nsba.com](http://www.nsba.com)

**OFFICIAL HANDBOOK**  
Thirty-Eighth Edition  
Revised January 1, 2023



---

---

## **NSBA MISSION STATEMENT**

To grow the show horse community through various equine program and events where every activity benefits horses, breeders, owners and exhibitors alike.

## **FOREWORD**

The purpose of the National Snaffle Bit Association is to define, promote and improve the quality of the show horse; to promote exhibits, events and contests in expositions and shows; to promote the training of show horses; to promote interest in show horses among the younger horsemen and to use and encourage the use of the standard rules for holding and judging contests of the Show horse.

## **POSITION ON ANIMAL WELFARE**

The National Snaffle Bit Association is committed to the humane and proper treatment of all animals. In this respect:

- The welfare of the horse is the primary consideration in all activities.
- Horses will be treated with kindness, respect and compassion at all times.
- Responsible care will be used by all parties in handling, treatment and transportation of horses.
- Horsemen and women as owners, exhibitors or trainers will ensure the health and well being of animals in their care at all times.

The standard by which conduct or treatment will be measured is that which a reasonable person informed and experienced in generally accepted animal husbandry standard and equine care, training and exhibition procedure would determine to be neither cruel, abusive nor inhumane. Based on their principles, NSBA has developed and enforces strict rules to ensure ethical competition and humane treatment of all horses. NSBA supports the development of procedures that assure equity, fairness, safety, health and welfare for participants.

---

---

# BYLAWS OF THE NATIONAL SNAFFLE BIT ASSOCIATION, INC.

## ARTICLE I

### Name and Statement of Purpose

**Section 1.** This corporation shall be known as the National Snaffle Bit Association, Inc.

**Section 2.** The purpose of the National Snaffle Bit Association, Inc., is to define, promote and improve the quality of the show horse; to promote exhibits, events, contests expositions and shows; to promote the training of show horses; to promote interest in show horses among the younger horsemen, to use and to encourage the use of the standard rules for holding and judging contests of the show horse so as to encourage the development and betterment of this type of horse through a system of awards, using income from entry fees, gate receipts, and donations to meet the necessary expenses of this Association.

## ARTICLE II

### Members

**Section 1.** There will be one class of LIFETIME membership and each lifetime member will have one vote. The vote of lifetime members will not be transferable by proxies or otherwise. There will be one class of REGULAR membership and each regular member will have one vote. The vote of regular members will not be transferable by proxies or otherwise. There will be one class of YOUTH membership. Youth members shall be for those persons eighteen (18) years of age and under on January 1 of the current year. YOUTH members will have all rights and privileges of LIFETIME and REGULAR members, except the right to vote. A non-voting HONORARY membership may be bestowed on any person or business at the discretion of the Board of Directors. All persons, firms, partnerships, ranches, farms and organizations interested in the philosophy and ideals of the Association may become members.

**Section 2.** Each LIFETIME member, REGULAR member and YOUTH member shall pay those dues that from time to time shall be determined by the Board of Directors. Said dues shall become due and payable on January 1 of each year and shall be delinquent by that date in February. Members failing to pay the annual dues by such date in February shall be considered delinquent and will forfeit all rights and privileges of participation in any activities of the Association. Each member shall receive an annual membership card upon payment of his/her dues and such membership card shall be non-transferable. The membership card shall be in the form prescribed by the Board of Directors and each member, by accepting the membership card, shall be deemed to have agreed to comply with all provisions of the Bylaws and other rules and regulations of the Association.

---

---

## ARTICLE III

### Membership Meetings

**Section 1.** The annual meeting of the membership of this Association shall be held at a place and date determined by the Board of Directors. This shall be published in the National Snaffle Bit Association newsletter or other such generally circulated publication. As it shall be deemed adequate by the Board of Directors to give reasonable notice to such membership.

**Section 2.** Special meetings of the membership may be called by a majority of the Board of Directors or by the President. Notice of the time and place of the holding of any such special meeting of the membership shall be sent by regular mail to all members at the address indicated in the Association records at least ten (10) days prior to such meeting.

**Section 3.** The number of voting members of the Association required to constitute a quorum to conduct business in any meeting shall be as determined from time to time by the Board of Directors.

## ARTICLE IV

### Officers

**Section 1.** The officers of this Association shall consist of a President, President Elect, Vice President, Secretary, and Treasurer. The officers, except the President, shall be elected at the annual meeting of the Association and shall serve until the close of the next annual meeting or until their successors are duly elected or until they are replaced for cause by majority vote of the Board of Directors.

**Section 2. The President** shall preside at all meetings of the Association and at the meeting of the Board of Directors. He/She shall appoint all committees and committee chairmen. The President, during his/her term of office, may create certain positions, including but not limited to Parliamentarian and Historian, that he/she may deem necessary to advise the office of President or the Board of Directors. Said appointments will run concurrently with his/her term as President. She/he shall perform such duties and exercise such other powers as are usually incident to such office. The President is an ex-officio member of all committees.

**Section 3.** The **President Elect** shall perform the duties of the President whenever the President is absent from any meeting.

**Section 4. Vice President** shall have such duties and responsibilities as assigned by the President or Board of Directors.

**Section 5.** The **Secretary** shall keep and safeguard a

---

---

complete and accurate record of all proceedings of the Association, its Board of Directors and standing committee. He/She shall have possession of their records, attend to the proper publication of all reports, conduct official correspondence, attest documents, and perform such other duties as are usual to such office or as may be required by this Association. The secretary shall also issue notice on call to the Board of Directors and members, keep the membership roll, issue membership cards, and conduct, supervise, count and record the balloting of all elections.

**Section 6.** The **Treasurer** shall have custody of all monies of the Association and shall keep regular books of accounts. He/She shall oversee the disbursement of the funds of the Association in Payment of just demands against the Association, taking proper vouchers for such disbursement. He/She shall render to the annual meeting of the Association, the Executive Committee, and Board of Directors, Finance Committee, from time to time as may be required of him/her, an accounting of all his/her transactions as Treasurer and of the financial condition of the association. A surety bond will be provided for the Treasurer, the premium of which will be paid out of Association's funds. Written financial statements for the calendar year shall be presented to the membership at each annual meeting.

**Section 7. Executive Committee** shall consist of the President, President Elect, Immediate Past President, First and Second Vice Presidents of the Association. This committee will serve as the base for the hearing committee for all disciplinary actions and would also serve as a planning committee to allow for a smoother flow of business and goals between incoming and outgoing Presidents. Recommendations from the Executive Committee will be brought before the Board of Directors for final review and approval.

**Section 8. Executive Director.** The Executive Director is the chief operating officer of NSBA, and pursuant to the direction of the Board of Directors, shall implement the actions, decisions and directions of the Board of Directors and Executive Committee; shall manage NSBA's physical facilities and personnel. The Executive Director shall be the custodian for the safekeeping of all documents and records of NSBA and authority of such. She/He shall collect all monies due the NSBA and turn the records over to the Treasurer. She/He shall be the ex-officio secretary of all standing committees appointed by the President. She/He shall make a report of his/her office to the Board of Directors when demanded and to the annual membership meeting, and shall perform such other duties as may be prescribed by the Board of Directors from time to time.



---

---

## ARTICLE V

### Board of Directors

**Section 1.** The management of the affairs, property, business and control of policy is vested in the Board of Directors.

**Section 2.** The Board of Directors of this Association shall consist of the current officers, all Past Presidents, and twelve (12) additional members appointed by the President and confirmed by a majority of the current officers. The twelve (12) additional members will have revolving terms rotating in 3 sets of 3 year cycles.

**Section 3.** The Board of Directors will meet annually prior to the annual membership meeting to conduct business deemed necessary for the Association. Other meetings of the Board of Directors may be called by the President or five (5) members of said Board of Directors on at least one (1) month prior to written notice delivered by regular mail or facsimile.

**Section 4.** Four (4) members shall constitute a quorum at any meeting of the Board of Directors. A majority of such quorum may decide any business that comes before this meeting.

**Section 5.** Each member of the Board of Directors shall accept the responsibility of attending all meetings. In the event that a member fails to attend two (2) consecutive meetings, such member shall be removed from the Board of Directors.

**Section 6.** Any vacancy on the Board of Directors shall be filled by the President and confirmed by a majority of the current officers.

**Section 7.** "Vote by mail or facsimile or electronic mail" procedure may be used by the Board of Directors when requested by a member. A copy of the statement or motion from the Association shall be sent to each member and with "approval" or "disapproval" written and signed by the member. It must be returned to the Association office within five (5) days. The results of the voting will be tabulated and reported to the members within five (5) days.

- a) The results of voting, when properly conducted, shall have the same force and as effect though resulting from a Board of Directors meeting.

**Section 8.** The President shall vote only in the event of a tie vote of those members voting.

**Section 9.** Indemnification: NSBA shall indemnify and hold harmless any officer, director, director at large, employee, their personal representatives and heirs, against reasonable legal expenses, judgment, and expenses of settlement which NSBA previously approves, actually

---

---

and reasonably incurred in connection with an actual or threatened legal proceeding. If such person acted legally, in good faith and was duly authorized to act on behalf of NSBA in the transaction from which legal liability arose which was official NSBA business (except in relation to matters as to which she/he shall have been guilty of negligence or misconduct in respect to the matter in which indemnity is sought). To preserve this right of indemnity, such litigation, whereupon NSBA shall have the right to direct defense thereof, including, but not limited to, selection of counsel, and direction of settlement negotiations.

## **ARTICLE VI**

### **Rules and Regulations**

**Section 1.** From time to time the Board of Directors shall establish rules and regulations for the presentation and judging of the National Snaffle Bit Association events. The rules and regulations so adopted shall be changed, modified or repealed only by a two-thirds (2/3) vote of the Board of Directors.

**Section 2.** Any changes in rules or regulations adopted during any year will be effective on January 1 of the following year, or at an earlier date should it appear imperative for the well being of the Association. Membership will be notified of any rule or regulation changes prior to their implementation.

**Section 3.** Any proposed changes in rules or regulations proposed from the floor of any annual meeting must be considered and voted upon by the newly elected Board of Directors within fifteen (15) days after said annual meeting and if adopted by the Board will be effective on January 1 of the following year, or at an earlier date should it appear imperative to the well being of the Association. Membership will be notified of any rule or regulation changes prior to their implementation.

**Section 4.** Any charges of infraction of the rules and regulations of this Association shall be registered in writing, signed, and filed with the Association's Executive Director of the National Snaffle Bit Association who will investigate said charge and make subsequent recommendation for the handling of such matter to the Executive Committee for review and/or hearing.

**Section 5.** Each NSBA approved judge shall receive a current, complete set of Bylaws and Rules and Regulations each year. The current official handbook is available online at [www.nsba.com](http://www.nsba.com).

**Section 6.** Show management will receive one (1) current, complete set of Bylaws and Rules and Regulations provided to them by the National Snaffle Bit Association.

---

---

## **ARTICLE VII**

### **Elections**

**Section 1.** Prior to the annual membership meeting each year, the Nominating Committee, made up of the current President, President Elect, and Past Presidents, shall recommend a person for each office to be elected. The Nominating Committee shall report its findings to the members at the annual meeting. Nominations shall also be received from the floor at the annual membership meeting.

**Section 2.** Any lifetime or regular member in good standing of the Association may vote at the annual meeting of the officers to be elected.

## **ARTICLE VIII**

### **Amendments**

**Section 1.** Suggestions for repeal, modification or amendment of the Bylaws may be made by two-thirds (2/3) vote of all lifetime and regular members in good standing present and voting. Such changes may be adopted by two-third (2/3) vote of the Board of Directors at any regular or special called meeting of the Board of Directors.

**Section 2.** Bylaws may also be changed or amended by two-thirds (2/3) vote of the Board of Directors at two (2) consecutive meetings provided that such proposed changes be published in the National Snaffle Bit Association newsletter thirty (30) days prior to the second of the two (2) consecutive meeting whereafter lifetime and regular members in good standing of the Association may express written opinion of the proposed changes to Secretary of the Association who shall inform the Committee of such objections. The Board of Directors shall consider these objections in its decision to ratify or further modify or amend such Bylaw changes as voted upon at the second of such two (2) consecutive meetings. Such changes and amendments to the Bylaws so voted by the Board of Directors shall become effective on January 1 of the following year.

## **ARTICLE IX**

### **Recognized Equine Associations**

The Association hereby recognizes the following equine associations:

1. American Paint Horse Association
2. American Quarter Horse Association
3. Appaloosa Horse Club
4. Palomino Horse Breeders of America
5. International Buckskin Horse Association
6. Pinto Horse Association
7. Pony of America Club
8. American Buckskin Registry Association
9. Jockey Club

---

---

Additional equine associations may be recognized if they request same and provide proof of their efforts to promote better show horses.

## **ARTICLE X**

### **Distribution of Assets Upon Dissolution of the Association**

Upon the dissolution of the Association, the Board of Directors shall, after paying or making provision for the payment of all liabilities of the Association, dispose of all the assets of the Association exclusively for the purposes of the Association to the "NSBA Foundation." Any such assets not so disposed shall be disposed by a court of competent jurisdiction in the county in which the principle office of the Association is then located.

## **GENERAL RULES AND REGULATIONS MEMBERSHIP**

1. Membership is open to any individual of good character and reputation that has an interest in the promotion of the show horse. Membership in the Association carries responsibilities as well as certain rights. Any member of the Association may be disciplined, fined, suspended and/or expelled upon showing of good cause. Any non member may be denied membership and the relating privileges whenever it shall be established by satisfactory evidence to the Board of Directors that such non member is not a worthy candidate. Anyone who becomes a member of the Association accepts to be bound by all rules and regulations of the Association and renounces any recourse, which he or she may have against the Association in connection with the enforcement of those rules. Members shall be admitted and retained in accordance with the rules and regulations of the NSBA.
  - a) As reciprocal assistance to NSBA for privilege of membership, and participation in approved events of the National Snaffle Bit Association, NSBA, the Breeders Championship Futurity, Color Breeders Championship Futurity and the NSBA World Championship Show may use any photograph or other form of likeness reproductions of a member, event participant, horse owner, or their horses and registered equine names, to promote NSBA's objectives and activities including, but not limited to, use by third parties with authorization from NSBA.
  - b) Membership in the Association does not entitle any member to examine, review or copy any information that the Board of Directors of the NSBA deems to be proprietary in nature.
  - c) An NSBA membership is required for each owner and exhibitor entering in NSBA classes. It is the sole responsibility of the owner/exhibitor to be a current member. If a registered owner consists of two or more people, or a company or partner-

---

---

ship name, then it is required that a membership be recorded in the exact name of the registration papers. If an exhibitor is one of these registered owners, the exhibitor must hold a separate and individual membership as well. Memberships may not be changed/transferred.

- d) An NSBA membership is required for all foal enrollments, horse transfers and to receive payments from any incentive program.
2. NSBA memberships begin the day the membership is received in the NSBA office or paid at a show. All memberships end December 31. Membership fees are set by the Board of Directors. The NSBA's magazine, "*The Way To Go*" is provided each month with a regular membership, from the next available issue after membership is received in the NSBA office.
3. NSBA regular memberships are available by paying \$65 ~~\$75~~ (U.S.) for the first individual or owner membership and \$35 ~~\$40~~ (U.S.) for each additional immediate family member at the same address. Three-year regular memberships are available for \$175 ~~\$200~~ (U.S.). International memberships are available for \$35 (U.S.). Lifetime memberships are available for \$1,500 (U.S.). Youth memberships are available for \$35 ~~\$40~~ (U.S.) with current 4H/FFA verification card or recognized breed youth card. Regular membership includes the magazine. Lifetime membership includes the magazine for one year.
- Other fees:
- a) Duplicate membership card - \$10 (lost, stolen destroyed, replacement of any kind)
- b) Overnight fee - \$50 including shipping cost
- c) Rush Membership - \$35 ~~\$45~~ + membership fee (2 business days)
- d) Show Record - \$10 per horse or rider printed
- e) Memberships purchased at an approved show - \$10 + membership fee  
(For complex transactions, NSBA may charge a fee for legal expenses or for extra time of employees expended to complete the requested transactions minimum fee of \$100 plus NSBA's current hourly rate for excess hours or expenses.)
- f) Memberships that are purchased as new or renewal memberships when a current membership is already in place will automatically be applied towards the next year's membership.
4. NSBA lifetime membership begins the date the payment is received in the NSBA office or paid at a show and has no expiration date. Each new life membership processed will receive the NSBA magazine for the remainder of the regular membership year, at no charge. All other life members will be provided with the NSBA's magazine "*The Way To Go*" upon payment of \$35 (U.S.) per regular member year.

- 
- 
5. Upon receipt of show results, all memberships applied for at said show will be processed. Members who purchased duplicate memberships at a show will receive duplicate cards. Each owner should see that a copy of his/her card is provided to the person who will be exhibiting his/her horse.
  6. Any member or non member may be suspended and denied privileges of the NSBA by the appropriate committee of the NSBA for failure to pay when due any obligation owing to the NSBA, or to an approved show or for giving a worthless check for entry fees, stall fees, office charges, feed bills incurred at the NSBA approved event or any fees or charges including bank charges for returned check connected with the exhibition of NSBA entries; provided, however, that fifteen (15) days before action by written notice of account due and the intention to suspend or withholding privileges of the NSBA shall be mailed to such member or non member. Upon suspension, the name of the member or non member may be published in the NSBA magazine, "*The Way To Go*", or other such publication beginning with the next available issue from date of suspension. Any suspension and denial of privileges under this section shall terminate upon full payment of the obligation due the NSBA or NSBA approved event's show management. Show management must notify the NSBA office of any uncollectible accounts due within 90 days of the closing of the show.

### **NSBA's Disclaimer of Responsibility for Safety of Show Participants:**

7. The NSBA Affiliate, Show Committee and all participants, spectators and others, acknowledge that because these rules have been established on the basis of experience and fairness to all who are interested in the betterment of the show horse competitions, the NSBA assumes no liability for any injuries, damage or claims of whatever nature from any Affiliate, Show Committee, participant or spectator or other person arising out of performance conducted under the NSBA Handbook.  
Show management is responsible for the condition of the show premises, including arena and exercise areas: the conduct and competence of show employees and other representatives; implementation of show activities; and all other aspects of this show.  
As an express condition of the privilege to participate at a NSBA approved show or event, each owner of a NSBA horse, exhibitor, trainer, participant, assumes the risks of participation and release and discharge NSBA, its officers, directors, representatives and employees from any and all liability, whenever or however arising, as to personal injury or property

---

---

damage occurring as a result of any participation or attendance in or at an event conducted by the show or on the grounds thereof.

Each member, horse owner, or others involved in participating in NSBA approved events is charged with the ultimate responsibility to determine the eligibility of persons exhibiting his/her horses by contacting NSBA regarding the current list of suspended or disciplined persons before authorizing such participation.

NSBA may film all owners, trainers and exhibitors, together with all horses participating in the various events of the show, as they participate in the events and other activities of the show, to compile NSBA publicity, instructional films or a telecast of the event, as it determines. Furthermore, from time to time, NSBA receives requests from various sources for permission to film and/or photograph the show to be used in the development of instructional materials. This includes class performances, both preliminary and final.

The majority of this material is developed by university extension programs as judging materials and is used for comparative purposes. Please refer to Rule #1, Membership, of the 2023 NSBA Official Handbook.

## **SHOW CLASSIFICATIONS**

8. Show Classification:
  - a) Category I - A show that has \$10,000 or more in guaranteed added money.
  - b) Category II - A show that has less than \$10,000 in guaranteed added money.
  - c) Dual Approved & Special Events – (see separate heading under Rule #26)
  - d) Hunter/Jumper Special Event

## **SHOW APPROVALS**

9. The NSBA show application and a current Judges list is available on line. All show related forms and documents are available for download at [www.nsba.com](http://www.nsba.com) under the showing tab.
10. To be considered for NSBA approval the properly completed forms and fees must be received in the NSBA office by the application deadline. NSBA will waive the 90 day application deadline for all International show applications.
  - a) ESTABLISHED SHOWS: Your show will be automatically held for renewal the following year on the same numbered weekend or weekdays of the year. The application deadline for established shows is 90 days prior to the first day of your show. Applications for established shows that do not meet the 90 day deadline may still be consid-

---

---

ered for approval if they are received by the NSBA office no later than 45 days prior to the first day of the show and the application is accompanied by a \$100 (U.S.) late fee.

**b) NEW SHOWS:** A copy of your proposed showbill/prize list, program and/or entry packets must be supplied with show application, and approved by the NSBA office prior to publication/print or distribution. The application deadline for a new show is 90 days prior to the first day of your show. Applications for new shows that do not meet the 90 day deadline may still be considered for approval if they are received by the NSBA office no later than 45 days prior to the first day of the show and the application is accompanied by a \$100 late (U.S.) late fee.

**c) INTERNATIONAL SHOWS:** The application deadline for all International shows is 45 days prior to the first day of your show.

**d)** At time of application a copy of your proposed or actual showbill/prize list or entry program must be received in the NSBA office.

- 11.** The application fee must be submitted with the show application form. The application fee for Category I shows (shows with \$10,000 or more in added money) is \$250 (U.S.) and the application fee for Category II shows (shows with less than \$10,000 in added money) is \$100 (U.S.). The application fee of for dual approved shows is \$75 (U.S.) per set of points. All Category I shows must use Category I judges. A complete list of judges is available on the website or through the NSBA office.

**SHOW APPROVAL FEES (NON-REFUNDABLE)  
DUAL APPROVED/SPECIAL EVENTS ONLY**

Dual Approved classes only - 1 set of points	\$75
Dual Approved classes only - 2 sets of points	\$150
Dual Approved classes only - 3 sets of points	\$225
Dual Approved classes only - 4 sets of points	\$300
Add \$75 for each additional set of Dual Approved points offered	

**CATEGORY II EVENTS  
(LESS THAN \$10,000 ADDED MONEY)**

Other NSBA classes only	\$100
Other NSBA classes+1 set of Dual Approved points	\$100
Other NSBA classes+2 sets of Dual Approved points	\$175
Other NSBA classes+3 sets of Dual Approved points	\$250
Other NSBA classes+4 sets of Dual Approved points	\$325
Add \$75 for each additional set of Dual Approved points offered	

**CATEGORY I EVENTS  
(\$10,000 OR MORE ADDED MONEY)**

Other NSBA classes only	\$250
Other NSBA classes+1 set of Dual Approved points	\$250
Other NSBA classes+2 sets of Dual Approved points	\$325



---

---

Other NSBA classes+3 sets of Dual Approved points \$400  
Other NSBA classes+4 sets of Dual Approved points \$475  
Add \$75 for each additional set of Dual Approved  
points offered

- a) NSBA show secretaries and show managers are required to be current NSBA members.
  - b) Shows failing to properly complete and return all memberships, results and fees to the NSBA within 14 days after the completion of the show will be charged a \$50 (U.S.) late fee.
  - c) Membership, results and fees submitted after 30 days will be charged a \$100 (U.S.) late fee and may result in disqualification of the show.
  - d) Failure to pay services. The financially responsible party of any NSBA approved show which fails to pay for any services rendered by a third party (i.e. judges fees, facilities, or to pay premium money to exhibitors, etc.) in connection with the holding of an approved show will be denied NSBA approval for future shows until all fees are paid. All fees must be paid within 90 days of the completion of the event.
12. NSBA approved events may be open to all horses registered with NSBA. Unregistered horses may be registered for NSBA competition per Rule #55. Color horse classes must meet requirements of Rule #84. The horses must be using their registered name and number and must match their registration papers. Ownership of the horse is deemed to be as the ownership that is recorded on the horses' NSBA REA registration certificate. Associations such as AQHA, PHBA, APHA, ApHC, IBHA, PtHA, ABRA, POAC, Jockey Club etc. are examples of NSBA recognized equine associations. In addition, the NSBA may approve additional futurities that the NSBA deems to be in its best interest, (i.e., "closed breeders," etc.)
13. All owners and exhibitors in an NSBA class must be NSBA members. It is the sole responsibility of the owner/exhibitor to be a current member. The show committee will be supplied with membership forms for use at their show. Anyone who is unable to provide proof of NSBA membership will be required to purchase same at show. All memberships and funds collected at the show must be submitted with show results within 14 days of the completion of the event.
14. Show Managers will be provided with show kits upon approval of their first event each year. Additional materials are available at [www.nsba.com](http://www.nsba.com). All forms necessary for your show will arrive two-three weeks prior to your event.
15. Based on show classification and the amount of add-

---

---

ed money in each NSBA class, the NSBA will supply your show at no cost, with award plaques, and/or NSBA trophies. Trophies and plaques will arrive directly from the manufacturer prior to the show. However, shipping costs incurred for trophies provided to shows outside of the United States will be the responsibility of said shows. In addition, trophy requests added after the show application has been received may be charged the costs incurred for subsequent shipping. For Classes at Dual Approved, Category I & II events, trophies and/or plaques to be awarded to the class winner at the completion of the class as follows:

- a) For classes with \$500-\$999 guaranteed added money - NSBA plaque
- b) For classes with \$1,000-\$1,999 guaranteed added money - NSBA Pewter trophy
- c) For classes with \$2,000 or more in guaranteed added money - NSBA Bronze trophy

For Hunter/Jumper Special Event awards please contact the office.

16. No show or contest official, or judge, or member of their immediate family shall enter or exhibit horses in any NSBA approved event at which he/she is officiating, nor may any horse owned by such person, be entered/exhibited. Exclusion from coverage under this rule must be applied for. A show or contest official shall be defined as any person performing the duties of show manager, ring steward or show secretary, which duties include, but are not limited to the following:
- a) Contacting or hiring the judges
  - b) Having direction over the show including the authority to enforce all rules referring to the show
  - c) Responsible for reporting the show results to NSBA
  - d) Any person owning or leasing the grounds on which the show is being held shall be prohibited from using said ownership to influence the outcome of any show held on such property. Immediate family shall mean any person living in the same household, any children of those persons and other relatives living in the same household.
17. At all events, it is recommended a Steward be appointed to enforce NSBA rules.
- a) At all Category I shows, the appointment of a steward is mandatory. The show manager is responsible for appointing a show steward of his/her choice providing the individual appointed is knowledgeable of NSBA rules and able to enforce them equally among all exhibitors. In lieu of a separate show steward, the show manager may select a show steward from the NSBA Board of Directors (if attending the event) or from any approved NSBA

---

---

Judge attending the event. Any remuneration required of show steward will be paid for and be the responsibility of the show committee.

18. All shows, except for breed World Shows and Congresses, must use only NSBA approved judges. A show may be approved without naming a judge or judges; however, the judge or judges must be named at least 30 days prior to the date of the event. When an event has \$5,000 or more in added money it is suggested that there be a minimum of two judges per go-round.
19. Any changes regarding added money, judges, format, entry fees, classes offered or show location are greatly discouraged, but in the event of same, show management must notify NSBA immediately for approval.
20. Application to hold an NSBA approved event constitutes an agreement of the show committee to hold their event in accordance with all NSBA rules and regulations, including, but not limited to the use of NSBA approved judges, limited lists, membership and horse registration requirements, class procedures, scoring and payback, memberships and sanction fees with show results.
  - a) A full accounting on any NSBA approved class(es), including but not limited to, entries and receipts, will be made available to NSBA by show management upon written request.
  - b) If Show Management conducts its own drug testing, it must notify the NSBA on their show application form. Drug test results will be reported to the NSBA office immediately upon receipt of same by show and accompanied by copies of all drug testing cards, lab reports and veterinary reports.
21. Only events that are NSBA approved may use the terms "NSBA Approved" or "NSBA Sanctioned."
  - a) Ancillary classes are those classes, which conform to NSBA's list of approved categories but are not on NSBA's list of approved classes. These classes may be approved by NSBA and shall then be referred to as being NSBA Approved or NSBA Sanctioned. Ancillary classes will not be eligible for year end awards, but horse and rider (exhibitor) earnings shall be recorded and recognized for lifetime achievement awards. The intent of this rule is to more accurately reflect the earnings and achievements of horses and riders (exhibitors).
  - b) Yearling Longe Line, Two Year Old Western Pleasure, Two Year Old Hunter Under Saddle, Three Year Old Hunter Hack and Three Year Old Working Hunter cannot be offered prior July 1st (Please refer to Rule #54).
  - c) Two Year Old and Longe Line events may show

---

---

prior to the July 1 date when the approval dates include the weekend prior to July 1. It is not the intent of this rule to encourage shows to run these classes prior to July 1 date. The policy is implemented to provide flexibility to shows that are scheduling events around weekend breed circuits.

22. Category I and II shows with classes having one or two go-rounds and one or more judges can be run in one of the following ways:
- a) One judge - one score - one placing.
  - b) Two judges - two scores are averaged for one overall placing.
  - c) Three judges - three scores are averaged for one overall placing.
  - d) Four judges - four scores are averaged for one overall placing.  
Four judges - low score on each exhibitor is dropped and 3 remaining judge's scores are averaged for one overall placing.
  - e) Five judges - five scores are averaged for one overall placing.  
Five judges - high and low score on each exhibitor is dropped and the 3 remaining scores are averaged for one overall placing.

Dual approved classes are to run having one judge, one placing, unless it is a World Show or Congress or specifically requested when the application is submitted.

In all classes, each judge must complete a signed judges' card. In the circumstances of a multi-judged event, NSBA ~~strongly recommends~~ requires that the composite results will be attained from the placing order on each judges card and not the raw score awarded to establish said placings at an NSBA stand alone event.

23. In an event with working finals, a horse must place in at least one go-round in order to be eligible to advance to the working finals.
24. Show management has the option to request one go-round events at multiple day circuits.
25. The following class formats are approved:
- a) Classes can be held in the following combinations:
    - 1) Open
    - 2) Open, and Limited (Open and Limited - one entry fee 60/40 split)
    - 3) Open and Limited (separate classes with two entry fees). Classes may run concurrent or separate

## **DUAL APPROVED/SPECIAL EVENTS**

26. The Dual Approval Program is designed for all NSBA recognized equine associations (REA) and their

- 
- 
- members. In the Dual Approved Program, a show may hold NSBA approved events and run them concurrently with their corresponding class. The horses will work one time, the judge will judge one class, and participants will earn both NSBA and NSBA REA points. All NSBA dual approved classes are available for approval as stand-alone Special Events classes.
27. Applicable NSBA REA rules take precedent over NSBA rules in dual approved classes. NSBA rules prevail at stand-alone Special Events.
  28. Dual Approved judges are required to be both REA approved and NSBA approved. The judge will place the class according to breed rules. If the class has 20 regular entries and the breed asks for 9 placings, that is how many the judge is to place. The show secretary will transfer the placing of those NSBA entries that have placed on the NSBA REA judge's card to the NSBA card. If a judge places more entries than what the NSBA REA requires, the other placings are void even if they are NSBA entries. Only NSBA participants that place on the judge's NSBA REA card will be recognized for NSBA points. The points given to those participants will reflect the total number of NSBA entries that participated in the class.
  29. Stand-alone Special Event judges are required to be NSBA approved judges.
  30. If a show jackpots a portion of the entry fee it must list the percentage of entry fee jackpotted to the purse on the showbill/prize list. It is recommended the payback schedule follows the NSBA payback percentage chart on page 22. Paybacks for the Dual Approved classes must be submitted to NSBA on the show application. For Purse Calculations and Payback guidelines refer to Rules #31-38
    - a) To offset show expenses, NSBA recommends no more than 45% of the entry fees be retained.

## **PURSE CALCULATIONS**

31. Show management has the option of offering any of the following purse formats for each class offered at an approved show:
  - a) Jackpot = totaling all entry fees and paying back a predetermined percentage of those fees to make the total purse. The show must list the percentage of entry fee jackpotted to the purse on the showbill/prize list NSBA recommends no less than 55% of each entry fee be added to the purse.
  - b) Added money = a dollar amount is determined as added money and then that amount is added to the jackpotted portion of entry fees to make the total purse. To qualify for the trophies, to be ordered

---

---

previous to the show and awarded at the show, any added money must be “guaranteed added money.” That means that the amount to be added is guaranteed no matter how many entries the class has.

**c) Jackpot Plus =** When added money to an NSBA class is advertised to be dispersed based upon the paid entries, these stipulations must be met:

- 1)** If there are six or more paid entries, the added money must be guaranteed.
- 2)** The show contact person must stipulate on the NSBA show approval application that added money is dispersed based upon the number of paid entries being six or more.
- 3)** If a show jackpots a portion of the entry fee it must list the percentage of entry fee jackpotted to the purse on the showbill/prize list.
- 4)** The show bill must include an explanation that added money and NSBA trophies and/or plaques will not be awarded should there be less than six paid entries, and must be submitted with the show application.
- 5)** Advertising must include explanation that added money and NSBA trophies and/or plaques would not be awarded should there be less than six paid entries in the class.
- 6)** The show contact person must send copies of all advertising pieces pertaining to that show to the NSBA office.

Should there be six or more paid entries, the show secretary and/or management has 14 days after completion of the show (along with the show packet results) to turn in the address of the winner of that class. The NSBA office will then order the appropriate trophy and/or plaque to be sent to the winner. This stipulation can only apply to Rule #31 (c), Jackpot Plus.

**d) Guaranteed purse =** a pre-determined dollar amount is set as the total purse, regardless of the number of entries received. There is no added money and no jackpotting of entry fees.

- 32.** If show management chooses to charge one entry fee for the Open and Limited classes, then the Open/Limited class purse will be calculated with 60% of the purse to be paid in the Open division and 40% of the purse to be paid in the Limited division no matter whether the class is shown concurrent or separately.
  - a)** If an extra entry fee is charged for the Limited division, then the additional entry fee would go to the Limited purse.
- 33.** The total purse for the class is the total amount paid back to all money winners.

In order to figure the purse for a class you must:

  - a)** Total all entry fees and partial entry fees received

- 
- 
- for the class. (at show managements' option, late fees/penalties)
- b) Subtract your office charge (recommended no more than 45%).
  - c) The remainder is your jackpot. If you are calculating a jackpotted class, you are done!
  - d) For added money classes, add the jackpot figure from #2 to the amount of added money offered for this class #3. The total is your class purse.

## **NSBA CLASS PURSE CALCULATION WORKSHEET Part I**

- 1) Total entry fees and partial entry \$ \_\_\_\_\_ fees collected for this class.
- 2) \_\_\_\_\_ % of #1 is amount of \$ \_\_\_\_\_ jackpot (recommended minimum 55%)
- 3) Amount of added money in this \$ \_\_\_\_\_ class
- 4) Add #2 + #3. This = your class \$ \_\_\_\_\_ purse

Pay out as per NSBA payback percentage chart as shown on page 22.

- 34. The total purse is then distributed according to the class format established for your show.

### **PAYBACK**

- 35. It is recommended that the NSBA payback percentage chart be used in any NSBA approved event. If the NSBA payback percentage chart is not used, a show must supply NSBA with the payback percentage chart they will be using when the application for an approved event is made, indicating exactly how 100% of the class purse will be paid out.
- 36. Payback can either be done on an individual judge score or a composite score of multiple judges. Composite scores can be calculated from a one or two go format.
- 37. The number of places paid is based on the number of fully paid entries, and not the number of horses shown.
- 38. See NSBA Payback Percentage chart (page 22) for the recommended percentages to pay places for go-rounds, finals and totals.

### **SANCTION FEES**

- 39. Sanction Fees are collected on each NSBA approved entry. The sanction fee is 6% (minimum \$3, maxi-





---

---

mum \$50 per entry) of the base entry fee and should be collected with the 1st payment of entry fee to each class. Base entry fee is the total entry fee for the class prior to late fees. For shows with advanced entries, this sanction fee should be included in and collected with the first or single payment of class entries. For shows where entries are made at the grounds, the sanction fee should be included in the entry fee and collected upon entry. The sanction fees are to be sent to the NSBA office with the show results. These funds are payable in U.S. Dollars. Sanction fees for NSBA Hunter/Jumper approved events are based on prize money awarded and regional drug testing requirements, as accounted for on the show application.

## RESULTS PROCESSING

40. All memberships, horse registrations, results and fees must be returned to the NSBA office within 14 days of the completion of the show. There is to be a 6% sanction fee collected on each NSBA entry with a minimum of \$3 and a maximum of \$50 per entry.

Show results for all NSBA classes must be provided in their entirety to NSBA. Computerized show results via excel (.csv file) are preferred. Results are also accepted via pdf or completed NSBA results forms. Results must include the horse roster as well as individual class results. The horse roster must include horses name, NSBA registration number, NSBA REA registration number, owners name/NSBA membership number, exhibitor name/NSBA membership number and *all classes entered for each horse*.

The results file or printouts must include ALL entries in each class and indicate placings and money earned (if applicable). Horses name, NSBA registration number, NSBA REA registration number, owners name/NSBA membership number and exhibitor name/NSBA membership number is required for each entry. *Please ensure that results information is included for EACH ENTRY, including those that were scratched (SCR), were disqualified (DQ), or did not place (NP).*

A sample format may be obtained via the NSBA website or by contacting the NSBA office. NSBA results forms are available upon request for those shows not capable of producing computerized results. Incomplete results will be returned to show management for completion or correction.

## TIES

41. In the event of a tie in any overall or go-round placing, the monies for the placing involved will be totaled and divided equally among those that are tied. The

same tabulation of points will be used for the NSBA Awards Program. In the event of ties, the points for the placings involved will be totaled and equally divided among those that are tied. In the event of a tie in any final placing, a predetermined tie breaker judge must be used to determine the awarding of ribbons, buckles, trophies, saddles and other prizes.

## POINT SYSTEM

42. The following point system will be used:

	1st	2nd	3rd	4th	5th	6th	7th	8th	9th	10th
3-4 entries	1/2									
5-9 entries	1	1/2								
10-14 entries	2	1	1/2							
15-19 entries	3	2	1	1/2						
20-24 entries	4	3	2	1	1/2					
25-29 entries	5	4	3	2	1	1/2				
30-34 entries	6	5	4	3	2	1	1/2			
35-39 entries	7	6	5	4	3	2	1	1/2		
40-44 entries	8	7	6	5	4	3	2	1	1/2	
45 & over	9	8	7	6	5	4	3	2	1	1/2

Points are awarded for the overall winner, not for each go-round. NSBA points are determined by the number of NSBA entries shown in the 1st go.

## CLASS AND ENTRY PROCEDURE

43. All exhibitors in NSBA approved events must complete an entry form and list their NSBA membership number and their horse's NSBA registration number. FAILURE TO COMPLETE ALL PORTIONS OF THE ENTRY CARD, OR LIST OWNER, RIDER AND PROPER NSBA MEMBERSHIP NUMBERS ON A SHOW'S FORM WILL RESULT IN FORFEITURE OF ANY EARNED NSBA POINTS.

- 
- 
- a) **NAMED EXHIBITOR:** Should the named exhibitor of a horse change from the time an entry is made to the time the horse is shown, it is the owners' or agents' responsibility to make proper written notification of such change to show management prior to the horse entering the show pen in that class. Any violation of this rule will result in forfeiture of points earned for horse and rider. A rider change form will be available at the show office.
- b) **NAMED OWNER:** Each entry in an NSBA event must be made by naming the true and correct owner(s) as indicated on the original breed or NSBA registration papers of the horse being entered and/or shown. A current year NSBA membership must be in effect in the name of said owner(s). Should ownership of the horse change from the time the entry is made to the time the horse is to be shown, it is the new owners' or agents' responsibility to make proper written notification of such change to show committee prior to the horse entering the show pen. Any violation of this rule will result in forfeiture of points earned to horse and rider. Youth/Junior and Amateur/Non Pro's may NOT show a horse on a transfer.
- c) It is the responsibility of the owner and/or rider to be aware of the ownership requirements and the official earnings of the horse and/or rider as recorded by NSBA, any NSBA REA, and NGB, Equi-Stat and QData formerly Robin Glenn Pedigrees. When limits of eligibility are surpassed during the show year, the exhibitor can complete the year in that specific class or division. Any rider participating in a class or division in which he/she (or the horse he/she is riding) is not eligible will be fined \$50 for the first offense. After receipt of the notice, any second offense will result in a fine of \$200. When a horse/rider is found to be ineligible, the earnings, awards and points will be forfeited. NSBA will make corrections to the class placing and earnings in the database. It is the responsibility of the recipient to return all forfeited earnings, prizes and awards to the NSBA office within 30 days of notification.
44. Owners and riders in the Non Pro NSBA events must be NSBA members in good standing at the time any point and monies are earned to be eligible to be considered for NSBA Awards Programs and shall apply to NSBA for an official NSBA Non Pro Card to be presented to Show Committees for verification of a rider's Non Pro status with NSBA.
45. Non Pros/Amateurs/Youth/Juniors may show horses as described in Rule #64 b), in any NSBA Open classes. An Amateur may show in the 50 & Over classes on or after the day they turn 50 years of

- 
- 
- age. A 50 & Over Amateur exhibitor may show in the Amateur and the Amateur 50 & Over class with two different horses. A horse may be shown in the Amateur class and the Amateur 50 & Over class with two different exhibitors.
46. There shall be no substitutions of riders if there is more than one go-round or if there are go-rounds and finals.
  47. A contestant may drop out of or be disqualified from any go-round or finals without forfeiting previous money won. Entry fees, or any part thereof, will not be refunded. Contestant is eligible for overall placings and/or winnings.
  48. All exhibitors must allow their equipment and/or horse to be examined by the NSBA Steward, and/or judge as per Rule #87.
  49. The show management is required to provide for Longe Line, a 5-minute warm-up period which can be suspended upon the consensus of all exhibitors in the class. This warm-up period is closed to NSBA class contestants only and is prior to the start of the class. If warm up is offered in any class(es), all horses being handled/ridden in the show arena should be presented as if they were being judged.
  50. The show management is instructed to provide multiple working cuts or splits for a go-round and/or finals when the number of entries exceeds the arena's working capacity. It is suggested that working cuts be worked in reverse order for the second go-round. Example: In the first go-round where there are two working cuts due to number of entries and size of arena, entry numbers 1-25 work first and number 26-50 work second. In the second go-round, entry 26-50 should work first and numbers 1-25 work second.
    - a) It is recommended that no more than 15 horses be put in a pen at one time, subject to show management's discretion based on class and facilities.
  51. The show management will provide each entry with an entry number to be displayed on the exhibitor's back or saddle blankets as requested by the show management. It is highly recommended at major events that duplicate numbers be used with one number displayed on each side of the horse or one on the exhibitor's back. Failure to display the correct number in a visible manner shall result in disqualification.
  52. At the show management's discretion, prize money may be mailed rather than paid out at the event. It is suggested that if the prize money is to be mailed, the show management should have this noted on the show bill or premium catalog and also state as

---

---

to whether it will be sent to the owner, exhibitor or designated agent. If prize money is mailed, show management is required to post at the show, at least the purses won in each class.

## ELIGIBLE HORSES

- 53.** To be eligible for competition in National Snaffle Bit Association classes, horses must be registered with NSBA. Unregistered horses may be registered with NSBA per Rule #55. Owner and rider must be members, in good standing, of the NSBA to be eligible for trophy and awards programs.
- 54.** Any age stallion, mare or gelding, registered with NSBA (refer to Rule #12) is eligible to be exhibited in any NSBA approved event except when specific class stipulations restrict participation. Ponies must be measured to compete in any class restricted by pony height. Unregistered horses may be registered for NSBA competition per Rule #55.
- a)** Yearlings may not be shown in a Longe Line class prior to July 1st unless showing in a dual approved class.
  - b)** Two year olds may not be shown prior to July 1st in any class shown astride unless showing in a Dual Approved class.
  - c)** Three year olds may not be shown prior to July 1st in any over fences class unless showing in a Dual Approved class.

## REGISTRATION

- 55.** Horses entered in any NSBA approved classes must be registered with NSBA. In order to compete in any NSBA approved classes, the NSBA registration must be in the current owner's name as registered with the NSBA REA. An NSBA membership is required to register or transfer ownership of a horse.
- Ponies must be measured to compete in any class restricted by pony height. Ponies aged six years or under must be measured annually. Ponies must have an NSBA or NGB measurement card on file with NSBA in order to compete. Measurement may be completed by an official approved by National Snaffle Bit Association or Show Management.
- a.** Small Pony – 12.2hh and under
  - b.** Medium Pony – Exceeding 12.2hh – Not Exceeding 13.2hh
  - c.** Large Pony – Exceeding 13.2hh – Not Exceeding 14.2hh
- Measurement results can be questioned by submitting a written request for such, within a 14-day period of measurement along with a \$100 filing fee.
- Horses unregistered with a NSBA REA may be registered with NSBA by submitting the horse's microchip number and verification of age.
- Horses enrolled in the Breeders Championship Futu-

---

---

rity, Color Breeders Championship Futurity, Incentive Fund or current Youth SmartPoints are considered NSBA registered. Any horse registered with a NSBA REA can register with NSBA by filling out the registration form. Send the registration form, a copy of the NSBA REA registration papers showing current ownership and registration fee to NSBA.

56. The fees for NSBA Horse Registration are as follows:
- a) Registration - ~~\$35~~ \$45
  - b) Transfer of ownership - ~~\$35~~ \$45
  - c) Duplicate certificate - ~~\$35~~ \$45
  - d) Rush - ~~\$35~~ \$45 + registration fee (2 business days)
  - e) Purchased at an approved show - \$10 + applicable fee
57. A horse holding a current NSBA Registration paper is not considered enrolled into the Breeders Championship Futurity, Color Breeders Championship Futurity, Incentive Fund or Smart Points Registered unless the enrollment fee for each program has also been received. The registration paper will indicate if the horse is enrolled into any additional programs.

## RIDERS LISTS

58. A rider's earning will be calculated by using all NSBA approved class results. Earnings from Longe Line classes will not count in the rider's totals for calculation of the riders list. All money won will be calculated towards eligibility, sanctions or disciplinary actions notwithstanding. In the event a horse or rider is disciplined or sanctioned, their points or earnings will not count towards lifetime earnings.
59. A Non Pro's earnings in Non Pro events will NOT count towards their Open division rider status. A Non Pro's earnings in Open events WILL count towards their Open Rider status.
60. Show management is prohibited from making any distinction in exhibitor's numbers between Open, Intermediate, and Limited entries.
61. Verification Procedure - a list of riders in all divisions will be prepared and printed each year by NSBA and will be published on [www.nsba.com](http://www.nsba.com). If a rider's name does not appear on the current list, the Show Committee shall list the rider in events he/she enters subject to verification by NSBA. All points, winnings and awards are subject to revocation if the NSBA's verification process finds that the entry in a specified event is incorrect. Deliberate entry into the wrong division by a rider and/or owner/trainer will result in

---

---

disqualification from the event, disciplinary action by the NSBA and revocation of all awards and points.

62. An NSBA sanctioned show MUST use the published NSBA Riders List and NSBA Horse Divisions as its official class divisions except World Shows and Congresses

### **RIDER CATEGORIES**

63. **OPEN** - Any rider not eligible to compete under NSBA Non Pro rules is considered an Open Rider.
64. **NON PRO** - The purpose of the NSBA Non Pro Event is to provide a specific event for the Youth and Amateur exhibitors to show their horses using the guidelines of the NSBA.

#### **Eligibility**

- a) The exhibitor must be a Youth/Junior (Youth/Junior must be 18 years of age or younger) and hold a current and valid card as defined by one or more of the NSBA REA or the NGB (National Governing Body) or an Amateur with a current and valid Amateur card held with one or more of the NSBA REA or the NGB or an Amateur/Youth/Junior that has completed and submitted an NSBA Non Pro Declaration form that states he/she has NOT within the past three years:

- 1) Shown, trained or assisted in training for remuneration directly or indirectly.
- 2) Instructed another person in riding, driving, training or showing for remuneration directly or indirectly.
- 3) Judged a horse show for remuneration or been an approved horse show judge of any kind including but not limited to 4/H, breed associations, open show.

Remuneration is considered any form of compensation directly or indirectly for a service.

- b) The horses, to be exhibited, must be registered with NSBA. Unregistered horses may be registered for NSBA competition per Rule #55. Ownership of the horse being shown by the Youth/Junior, as evidenced by the horses' NSBA REA registration papers, must be solely the contestant's, the contestant's immediate family including but not limited to, father, mother, step-parent, sister, brother, grandparent, half sibling, step sibling, niece, nephew, aunt, uncle, sibling's spouse, half sibling's spouse, step sibling's spouse, or legal guardian or owned by the institution in which the contestant is enrolled as a ward. Separate legal entities, such as family corporations, trusts or partnerships, and farm or ranch, are also authorized owners of the youth exhibitor's horse so long as all legal and equitable owners and beneficiaries of

---

---

the legal entity are individuals specifically authorized by this rule. Ownership of the horse being shown by the Amateur, as evidenced by the horse's NSBA REA registration papers, must be solely the contestant's, the contestant's immediate family including but not limited to, spouse, child, step-child, parent, step-parent, grandparent, grandchild, sibling, half-sibling, step-sibling, spouse's parent, spouse's stepparent, sibling's spouse, half-sibling's spouse, step-sibling's spouse, niece, nephew, aunt, uncle, great aunt, great uncle, legal ward or legal guardian. Persons whose relationship is legally recognized as a domestic partnership or civil union under the laws of the jurisdiction in which they sought such relationship are considered immediate family. Separate legal entities, such as family corporations, trusts or partnerships, and farm or ranch, are also authorized owners of the Youth/Junior/Amateur exhibitor's horse so long as all legal and equitable owners and beneficiaries of the legal entity are individuals specifically authorized by this rule. Exception: in Hunter/Jumper Special Events this rule only applies to owner classes.

- 1) "Owned" means, in addition to other legitimate methods of acquiring ownership, the bona fide legal ownership obtained for adequate consideration in reasonable relationship with the actual market value of the horse. For example, a \$5 payment for a world champion quality horse does not meet the required character of required ownership for competition in Non Pro events.
- 2) Leased horses are eligible to show in NSBA events. NSBA will accept leases that are recorded and approved with their appropriate NSBA REA, provided the lease is also recorded with NSBA and the horse holds a current registration with NSBA. All appropriate lease paperwork must be received in the NSBA office prior to competition. A \$35 fee and a copy of the lease authorization is due with the completed NSBA Lease Authorization Form. Current NSBA membership is required for both the lessee and the owner. Only one lease per horse will be recognized at one time. During the term of the lease, only the lessee (and those related to the lessee) may show the horse in NSBA Non Pro, Amateur and/or Youth/Junior events. During the term of the lease, all NSBA issued incentive fund money will be paid to the recorded owner. During the term of the lease, any money won by the horse at NSBA stand-alone events, including the NSBA World Championship Show, will be paid to the lessee and earnings recorded to the rider.



- 
- 
- c) Upon revocation of a Non Pro membership status because of ineligibility, all earned Non Pro points from the time of violation of eligibility rules shall be revoked, and that all prizes, trophies and purse monies will be returned to the show.

## EXHIBITOR DIVISIONS

- 65. OPEN WESTERN PLEASURE (WP)** rider classes may be offered in combinations of divisions (a-c). To offer the Limited division, a show must also offer the Open division.
- a) Open WP classes.
- 1) All riders are eligible for participation in any Open Western Pleasure class.
  - 2) All riders in the Quarter Million Dollar Club are automatically in the Open.
  - 3) Riders not in the Quarter Million Dollar Club but are in the top 75 money earners in Western Pleasure in the last three years.
- b) Limited Open WP classes.
- 1) All riders are eligible for participation in any Limited Open WP class except those riders in the Quarter Million Dollar Club or in the top 75 money earners in Open Western Pleasure in the last three years.
- c) \$2,500 Open WP classes.
- 1) All riders are eligible for any \$2,500 Open WP class except those whose lifetime earnings in Open Western Pleasure exceed \$2,500.
- 66. NON PRO WESTERN PLEASURE (WP)** rider classes may be offered in any combination of divisions (a-c). To offer the Limited division, a show must also offer the Open division.
- a) Open Non Pro classes
- 1) All Non Pro riders are eligible for participation in any Non Pro WP class.
  - 2) All Non Pro riders whose lifetime earnings exceed \$150,000 (all divisions and categories, except Longe Line) are automatically in the Open Non Pro.
  - 3) Riders whose lifetime earnings do not exceed \$150,000 (all divisions and categories, except Longe Line) but are in the top 50 money earners in Non Pro Western Pleasure in the last three years.
- b) Limited Non Pro classes
- 1) All Non Pro riders are eligible for any Limited Non Pro class except those whose lifetime earnings exceed \$150,000 (all divisions and categories, except Longe Line) or in the top 50 money earners in Non Pro Western Pleasure in the last three years.
- c) 50 and over Non Pro WP Rider may be offered as a separate class.

---

---

**67. OPEN HUNTER UNDER SADDLE (HUS)** rider classes may be offered in combinations of divisions (a-b). To offer the Limited division, a show must also offer the Open division.

**a) Open HUS classes**

- 1) All HUS riders are eligible for participation in any Open HUS class.
- 2) All riders in the Quarter Million Dollar Club are automatically in the Open.
- 3) Riders not in the Quarter Million Dollar Club but are in the top 15 money earners in Open Hunter Under Saddle in the last three years.

**b) Limited Open HUS classes**

- 1) All riders are eligible for participation in Limited Open HUS class except those riders in the Quarter Million Dollar Club or in the top 15 money earners in Open Hunter Under Saddle in the last three years.

**68. NON PRO HUNTER UNDER SADDLE (HUS)** rider classes may be offered in combinations of divisions (a-c). To offer the Limited division, a show must also offer the Open division.

**a) Open Non Pro HUS classes**

- 1) All Non Pro riders are eligible for participation in any Non Pro HUS class.
- 2) All Non Pro riders whose lifetime earnings exceed \$150,000 (all divisions and categories, except Longe Line) are automatically in the Open Non Pro.
- 3) Riders whose lifetime earnings do not exceed \$150,000 (all divisions and categories, except Longe Line) but are in the top 15 money earners in Non Pro Hunter Under Saddle in the last three years.

**b) Limited Non Pro HUS classes**

- 1) All Non Pro riders are eligible for any Limited Non Pro class except those whose lifetime earnings exceed \$150,000 (all divisions and categories, except Longe Line) or in the top 15 money earners in Non Pro Hunter Under Saddle in the last three years.

**c) 50 and over Non Pro HUS Rider** may be offered as a separate class.

**69. OPEN TRAIL** rider classes may be offered in combinations of divisions (a-b). To offer the Limited division, a show must also offer the Open division.

**a) Open Trail Classes**

- 1) All riders are eligible for participation in any Open Trail class.
- 2) All riders in the Quarter Million Dollar Club are automatically in the Open.
- 3) Riders not in the Quarter Million Dollar Club but are in the top 35 money earners in Open Trail in the last three years.

**b) Limited Open Trail Classes**

- 
- 
- 1) All riders are eligible for participation in any Limited Open Trail class except those riders in the Quarter Million Dollar Club or in the top 35 money earners in Open Trail in the last three years.
- 70. NON PRO TRAIL** rider classes may be offered in combinations of divisions (a-c). To offer the Limited division, a show must also offer the Open division.
- a) Open Non Pro classes
    - 1) All Non Pro riders are eligible for participation in any Non Pro Trail class.
    - 2) All Non Pro riders whose lifetime earnings exceed \$150,000 (all divisions and categories, except Longe Line) are automatically in the Open Non Pro.
    - 3) Riders whose lifetime earnings do not exceed \$150,000 (all divisions and categories, except Longe Line) but are in the top 15 money earners in Non Pro Trail in the last three years.
  - b) Limited Non Pro classes
    - 1) All Non Pro riders are eligible for any Limited Non Pro class except those whose lifetime earnings exceed \$150,000 (all divisions and categories, except Longe Line) or in the top 15 money earners in Non Pro Trail in the last three years.
  - c) 50 and over Non Pro Trail Rider may be offered as a separate class.
- 71. OPEN WESTERN RIDING** rider classes may be offered in combinations of divisions (a-b). To offer the Limited division, a show must also offer the Open division.
- a) Open Western Riding Classes
    - 1) All riders are eligible for participation in any Open Western Riding class.
    - 2) All riders in the Quarter Million Dollar Club are automatically in the Open.
    - 3) Riders not in the Quarter Million Dollar Club but are in the top 25 money earners in Open Western Riding in the last three years.
  - b) Limited Open Western Riding Classes
    - 1) All riders are eligible for participation in any Limited Open Western Riding class except those riders in the Quarter Million Dollar Club or in the top 25 money earners in Open Western Riding in the last three years.
- 72. NON PRO WESTERN RIDING** rider classes may be offered in combinations of divisions (a-c). To offer the Limited division, a show must also offer the Open division.
- a) Open Non Pro classes
    - 1) All Non Pro riders are eligible for participation in any Non Pro Western Riding class.
    - 2) All Non Pro riders whose lifetime earnings exceed \$150,000 (all divisions and categories, ex-

---

---

cept Longe Line) are automatically in the Open Non Pro.

- 3) Riders whose lifetime earnings do not exceed \$150,000 (all divisions and categories, except Longe Line) but are in the top 15 money earners in Non Pro Western Riding in the last three years.

b) Limited Non Pro classes

- 1) All Non Pro riders are eligible for any Limited Non Pro class except those whose lifetime earnings exceed \$150,000 (all divisions and categories, except Longe Line) or in the top 15 money earners in Non Pro Western Riding in the last three years.
- c) 50 and over Non Pro Western Riding Rider may be offered as a separate class.

**73. NON PRO LONGE LINE** classes may be offered in combinations of divisions (a-b). To offer the Limited division, a show must also offer the Open Non Pro division and it must run concurrently with the Open Non Pro division.

a) Open Non Pro classes

- 1) All Non Pro participants are eligible for participation in any Non Pro Longe Line class.
- 2) All Non Pro participants whose lifetime earnings that exceed \$25,000 are automatically in the Open Non Pro
- 3) Participants whose lifetime earnings do not exceed \$25,000 but are in the top 15 money earners in Non Pro Longe Line in the last three years

b) Limited Non Pro Longe-Line classes

- 1) All Non Pro participants eligible for participation in any Limited Non Pro Longe Line class except those whose lifetime earnings in Non Pro Longe Line exceed \$25,000 or are in the top 15 money earners in Non Pro Longe Line in the last three years
- ~~1) All Non Pro participants eligible for participation in any Limited Non Pro Longe Line class except:~~
- ~~e) Those participants whose lifetime earnings in Non Pro Longe Line exceeded \$7,500.~~

**74. SHOWMANSHIP AT HALTER, WESTERN HORSEMANSHIP AND HUNT SEAT EQUITATION** classes may be offered in combinations of divisions (a-c) as well as Novice Youth, Novice Amateur, Youth, Amateur and Select. To offer the Limited and/or Intermediate divisions, your show must also offer the Open Non Pro division. (See show application for combinations.) Example: Open/Limited Open and/or Open/Intermediate/Limited Open.

a) Non Pro Showmanship At Halter, Western Horsemanship and Hunt Seat Equitation classes

- 1) All Non Pro participants are eligible for participation in any Non Pro Showmanship At Halter,

---

---

Western Horsemanship and Hunt Seat Equitation class.

- b) Intermediate Non Pro Showmanship At Halter, Western Horsemanship and Hunt Seat Equitation classes.

1) All Non Pro participants are eligible for participation in any Intermediate Showmanship At Halter, Western Horsemanship and Hunt Seat Equitation class except:

a. Those participants who have accumulated more than 100 points cumulative across breeds and divisions. (For example, an individual who has earned 24 AQHA Amateur Showmanship At Halter points, 25 AQHA Youth Showmanship At Halter points, 19 APHA Amateur Showmanship At Halter points, and 40 Youth Showmanship At Halter points is not eligible to participate in the Intermediate Non Pro Showmanship At Halter.) Novice, Walk Trot and EWD points do not count.

- c) Limited Non Pro Showmanship At Halter, Western Horsemanship and Hunt Seat Equitation classes

1) All Non Pro participants are eligible for participation in any Limited Showmanship, Western Horsemanship and Hunt Seat Equitation class except:

a. Those participants who have accumulated more than 25 points in the event. (For example, an individual who has earned 4 AQHA Amateur Showmanship At Halter points, 5 AQHA Youth Showmanship At Halter points, 9 APHA Amateur Showmanship At Halter points and 10 APHA Youth Showmanship At Halter points is not eligible to participate in the Limited Non Pro Showmanship At Halter.) Novice, Walk Trot and EWD points do not count.

## **75. NOVICE NON PRO, AMATEUR & YOUTH**

In Novice Non Pro, Novice Amateur or Novice Youth classes, the horse must be ridden by a Non Pro, Amateur or Youth card holder and ownership must follow NSBA rules. Eligibility for Novice classes are as follows:

- a) All Novice riders who hold a breed card with eligible novice status as of January 1 of the current show year in the event (Western Pleasure, Hunter Under Saddle, Trail, Western Riding, Showmanship At Halter, Western Horsemanship, Hunt Seat Equitation, Working Hunter, Hunter Hack, Equitation Over Fences, Jumping, Ranch) are eligible for the Novice class if both of the following conditions are also met:

1) The Novice rider has not won a world or reserve world title or national or reserve national title in

---

---

the event in any equine breed association.

- 2) The Novice rider has not earned more than \$2,500 in Non Pro earnings in the event.
- b) All Novice riders who do not hold a breed card with novice status as of January 1 of the current show year in the event are eligible for the Novice class if the following conditions are met:
  - 1) The Novice rider has not earned more than 25 points in the event cumulative across breeds and divisions. (For example, an individual who has earned 4 NSBA Western Pleasure points, 5 AQHA Youth Western Pleasure points, 9 AQHA Open Western Pleasure points, and 10 APHA Amateur Western Pleasure points is not eligible to participate in the Novice Non Pro Western Pleasure.)
  - 2) The Novice rider has not won a world or reserve world title or national or reserve national title in the event in any equine breed association.
  - 3) The Novice rider has not earned more than \$2,500 in Non Pro earnings in the event.
  - 4) The Novice rider has completed and submitted a NSBA Novice Non Pro Declaration Form.

#### **76. SMALL FRY WALK TROT**

- a) This division is for Youth/Junior ages 9 and under.
- b) Walk Trot exhibitors may participate on a non-owned horse in Walk Trot classes.
- c) Horses in this class must be registered with NSBA. Unregistered horses may be registered for NSBA competition per Rule #55.
- d) NSBA membership for the owner or exhibitor is not required to show in the Small Fry Walk Trot classes, however, any points earned will not be recorded.
- e) Owner and exhibitor must be current NSBA members, in good standing, to earn points and be eligible for year-end awards and Smart Points.

#### **77. NON PRO WALK TROT**

- a) This division is for Youth/Junior and Amateurs of all ages.
- b) Walk Trot exhibitors may participate on a non-owned horse in Walk Trot classes.
- c) Horses in this class must be registered with NSBA. Unregistered horses may be registered for NSBA competition per Rule #55.
- d) NSBA membership for the owner or exhibitor is not required in the Walk Trot classes, however, any points earned will not be recorded.
- e) Owner and exhibitor must be current NSBA members, in good standing, to earn points. These points will not count towards a year-end award.

## **HORSE DIVISIONS**

#### **78. HUNTER/JUMPER**

- 
- 
- a) Refer to pages 160-187 for specific Hunter/Jumper Special Event Class Categories.

#### **79. MAIDEN**

In Western Pleasure, Ranch Rail and Hunter Under Saddle a horse must not have been shown astride in any event prior to the class. Other classes, including but not limited to Trail, Western Riding and Working Hunter, entries will be limited to horses that have never shown in that specific discipline. Once the horse has competed in any go round of a multi go round class, it is no longer considered maiden and may be shown in other classes.

#### **80. NOVICE**

- a) Horse must not have won \$1,000 or more in the event/discipline (i.e. Western Pleasure, Hunter Under Saddle, Trail, etc.) as of December 31, 2022. All monies are considered as recorded by NSBA, any NSBA REA, any NGB, EquiStat and QData formerly Robin Glenn Pedigrees.
- b) NSBA equipment rules apply according to age restriction of class offered (Rule #130-138).

#### **81. \$2,500 LIMITED**

- a) Horse must not have won more than \$2,500 the event/discipline (i.e. Western Pleasure, Hunter Under Saddle, Trail, etc.) as of December 31, 2022. All monies are considered as recorded by NSBA, any NSBA REA, any NGB, EquiStat and QData formerly Robin Glenn Pedigrees.
- b) NSBA equipment rules apply according to age restriction of class offered (Rule #130-138).

#### **82. \$25,000 LIMITED**

- a) Horse must not have won more than \$25,000 the event/discipline (i.e. Western Pleasure, Hunter Under Saddle, Trail, etc.) as of December 31, 2022. All monies are considered as recorded by NSBA, any NSBA REA, any NGB, EquiStat and QData formerly Robin Glenn Pedigrees.
- b) NSBA equipment rules apply according to age restriction of class offered (Rule #130-138).

#### **83. MATURITY**

- a) Horses must be Four years old or older
- b) In Western classes, horses may be ridden with one hand and a standard western bit as approved by NSBA or with two hands and a snaffle bit or bosal as described under NSBA Western equipment rules (Rule #134). Horses Six years of age and older MUST be shown in a standard western curb bit. In English classes, horses must be ridden with approved equipment per NSBA English Equipment rules (Rule #136).

- 
- 
- c) Points earned in this class will be counted in the Maturity division, regardless of the horse's age.

#### **84. MATURITY LIMITED**

- a) Horses must be Four years old or older
- b) Horse must not have won more than applicable amount of money for the class in which they are competing in the event/discipline (i.e. Western Pleasure, Hunter Under Saddle, Trail, etc.) as of December 31, 2022. All monies are considered as recorded by NSBA, any NSBA REA, any NGB, EquiStat and QData formerly Robin Glenn Pedigrees.
  - 1) Maturity \$2,500 Limited Horse – horses may not have won more than \$2,500
  - 2) Maturity \$10,000 Limited Horse – horses may not have won more than \$10,000
- c) In Western classes, horses may be ridden with one hand and a standard western bit as approved by NSBA or with two hands and a snaffle bit or bosal as described under NSBA Western equipment rules (Rule #134). Horses Six years of age and older MUST be shown in a standard western curb bit. In English classes, horses must be ridden with approved equipment per NSBA English Equipment rules (Rule #136).

#### **85. COLOR**

- a) A color horse is one who is registered with IBHA, PHBA, PtHA, ABRA, ApHC, APHA, POA.
- b) Beginning with horses born in 2019, a solid bred/breeding stock is considered a color horse only if the sire or dam has regular registry papers with one or more of the following associations: APHA, ApHC, ABRA, IBHA, PHBA and POA. PtHA solid registered is not considered a color horse unless it is also registered with one or more of the aforementioned breed associations.

#### **86. GREEN**

The purpose of the Green classes is to allow a horse to compete on an entry-level field with horses of the same level of experience. The Green class is a stepping-stone to the more advanced level of competition with seasoned horses. This class should be judged according to the purpose of its intent.

- a) Any two year old or older horse may participate. Per Rule #54: Two year olds may not be shown prior to July 1st in any class shown astride, except where Dual Approved allows entry.
- b) In Western classes, horses regardless of their age, may be ridden with one hand and a standard western bit as approved by NSBA or with two hands and a snaffle bit or bosal as described under NSBA Western Equipment rules (Rule #134). Horses six years of age and older MUST be shown in a standard western curb bit.



---

---

In English classes, horses must be ridden with approved equipment per NSBA English Equipment rules (Rule #136).

- c) Any horse that has not earned more than 25 points in it's respective class (i.e. Western Pleasure, Hunter Under Saddle etc.) in any NSBA REA, or more than \$2,500 in earnings in it's respective class as of December 31, 2022. All monies are considered as recorded by NSBA, any NSBA REA, any NGB, EquiStat and QData formerly Robin Glenn Pedigrees. Points from all divisions, cumulative – Youth, Amateur, Open and Green – will count. Novice, EWD and Walk Trot points will not count.

## **EQUIPMENT CHECKS**

87. All exhibitors must allow their equipment and/or horse to be examined by the Show Steward and/or Judge. This includes, but is not limited to the use of the NSBA bit gauge, magnet or other equipment. At the judge and/or show steward's discretion, exhibitors may be requested to drop the headstall for the bit/bosal inspection. In the importance of safety when doing an equipment check of dropping the headstall/bridle, whether this inspection takes place in the warm up arena, at the entry gate of the arena or following a class in the center of the arena, the participant will be asked to "dismount" from the horse when the headstall/bridle is dropped.
88. No person shall alter in any way, change, or attempt to hide the natural marking of a horse by surgery, dye, powder or in any other manner. No person shall represent as a registered horse any horse other than the horse for which said certificate was issued. Any surgical procedure, which could affect the horse's performance or alter its natural conformation or appearance, is prohibited except the surgery procedure necessary for the gelding of a stallion or the spaying of a mare.
89. If blood is found on any mouth and/or body areas of a horse, (i.e.: including but not limited to: barrel, flanks, belly, sides, shoulders) at any time anywhere on the show grounds, the steward will call such to the attention of the show management. Upon further investigation by these parties, if it is deemed to be the result of abuse, the horse may be asked to be excused from the competition. Also, stewards should check these areas upon entering a warm-up, class, cut (split) and if blood is found, the horse must be excused from the competition.
90. Prior to a judge's final placing in all rail classes, he/she MUST inspect the noses, mouths, jaws and bodies of the horses (i.e; including but not limited to

---

---

barrel, flanks, belly sides, and shoulders) in the class (or finals) for raw or abused areas. If a horse shows signs of rawness or bleeding in any of these areas, the judge will disqualify the horse from the class.

## STEWARDS

91. It is recommended the show appoint a steward. At all Category I shows, the appointment of a steward is required. NSBA also reserves the right to assign a steward to officiate at any NSBA show. If no steward is present at the show, then the NSBA judge is responsible for checking equipment and enforcing the rules per NSBA guidelines. (See also Rule #17 a.)
92. A Steward's purpose will be to enforce the NSBA rules and ensure that only authorized equipment is used in NSBA classes and warm-ups.
93. Stewards should report to the show grounds sufficiently before show time, properly attired, so as to meet show management and to discuss and coordinate the steward duties in relation to the NSBA classes for the day.
94. Stewards should check the arena, and if necessary, make suggestions to show personnel concerning proper preparation.
95. Stewards should make contact with the judges to be sure he/she has a current copy of the NSBA Rule Book and be prepared to handle possible disputes between contestant(s) and judge(s).
96. Stewards should be certain that announcements are made regarding any closed warm-up periods that all equipment rules will be enforced.
97. Stewards should consult with show management and/or judges if a question occurs.
98. Stewards have the right to request that anyone perceived to be treating his/her horse in an abusive manner during warm-up, class, in barns, stalls or anywhere on the show grounds will be excused or removed from said competition.

## SPORTSMANSHIP

99. ~~Exhibitors, owners, and agents~~ NSBA members, non members, exhibitors, trainers, owners, owners representatives, spectators and all other persons on the show grounds or facilities of an NSBA approved event must display good sportsmanship at all times. Good sportsmanship includes, but is not limited to, the conduct of the exhibitor, owner, or agent anywhere on the show grounds. All exhibitors, owner

---

---

and agents are expected to conduct themselves in appropriate manner at all times with show management, judge(s), NSBA steward, show participants or spectators.

Unsportsmanlike conduct will not be tolerated. Unsportsmanlike conduct will be defined as, but not limited to, any action of disrespect, misrepresentation, deceit or fraud or use of profanity directed to judges, show management, NSBA, NSBA Staff or personnel, NSBA members or other exhibitors or spectators. Any conduct that involves the use of physical force and/or results in physical harm to another individual (s) or property will be dealt with severely by the appropriate committee. The suggested minimum penalty for each individual is \$10,000 fine and a one years suspension per incident. Violators will be handled by Disciplinary Hearing Committee or other such committee as deemed acceptable by the NSBA per the rules and guidelines under the "Disciplinary Procedure" section of this handbook. NSBA has the right to publish the name of any member, non member, or legal entity who has been disciplined by the Association, to include those suspended, put on probation or involved in the aforementioned disciplined process. Additionally, show management may immediately expel individuals exhibiting unsportsmanlike conduct from show grounds. Show management must notify the NSBA Executive Director immediately (within 1 hour) of knowledge of said incident and/or expulsion, followed by a written report submitted to NSBA concerning the conduct in question within 14 days following the event.

- a) Exhibitors, owners or spectators who wish to file a formal complaint to take action against another owner, exhibitor or spectator for a violation of this rule may do so by submitting a letter in writing within 30 days of said incident to the NSBA office accompanied by a \$200 (U.S.) deposit. Said deposit will be refunded if complaint is sustained in the formal hearing process. Judges and show committees may file a complaint without payment of the \$200 deposit.
- b) Report forms are available online for items that may require the attention of the NSBA, its officers and/or directors. Input from judges, show committees, exhibitors, owners and spectators is encouraged.
- c) Penalties for violation of the above rule are as follows:
  - 1) First offense - suggested penalty of six months suspension, six months' probation and \$500 fine.
  - 2) Second offense - suggested penalty of one-year suspension, one-year probation and fine of \$1,000.
  - 3) Third offense - suggested penalty of three year's suspension, two years' probation, fine

---

---

of \$2,000.

- 100.** Exhibitors, owners, agents or spectators are prohibited from contacting a judge directly regarding their placement decisions until 24 hours after the conclusion of a show, unless said contact is arranged through the ring steward.

## **ILLEGAL PRACTICES**

- 101.** All horses entered in NSBA events are subject to drug and/or tail testing. Drug and/or tail testing of the horses entered in NSBA approved events will be conducted by a licensed veterinarian(s), approved by the NSBA, at the request of show management or NSBA. Said veterinarian(s) may appoint a technician(s) to perform certain duties under this article.

- a)** In the event the NSBA classes are held in conjunction with a breed World Show or Congress, those show's medication rules shall prevail.
- b)** Each owner, exhibitor, trainer and agent is responsible for compliance with these rules.

- 102.** No person shall cause to be administered internally or externally, to a horse, either before or during an approved event, any medication, drug, mechanical device or artificial appliance which is of such character as could affect its performance or appearance at that event, EXCEPT FOR THOSE CONDITIONALLY PERMITTED THERAPEUTIC MEDICATIONS, THE USE OF WHICH IS SPECIFICALLY PROVIDED FOR IN THE THERAPEUTIC MEDICATION SUBSECTION OF THIS RULE AND NOT OTHERWISE PROHIBITED BY GOVERNMENTAL REGULATIONS. Upon discovery of administration of such drug, medication, mechanical device or artificial appliance, show management shall immediately report the matter to NSBA. Any action or substance administered internally or externally, whether drugs or otherwise, which may interfere with the testing procedure and/or detection of any foreign substance to mask or screen the presence of such drug, is forbidden.

- a)** Presence of such medication or drug in a horse participating in an NSBA approved event shall be grounds for the Executive Committee or other appropriate committee of the Association to take the following action. If it is determined that the use of said drug or medication was not within the guidelines set in the Therapeutic Medication section of this rule:

- 1)** The horse shall be disqualified from all classes in which it participates at the show;
- 2)** Ban the owner, exhibitor and/or absolutely responsible party from participation in future NSBA approved events for such period as determined and/or be fined or penalized as determined by the Executive Committee or other

---

---

appropriate committee.

- b)** It is presumed that the sample of urine, saliva, blood or other substance tested by the approved laboratory to which it is sent is the one taken from the horse in question, and its integrity is preserved. All procedure of such collection and preservation, transfer to the laboratory, and analysis of the sample are correct and accurate, and that the report received from the laboratory pertains to the sample taken from the horse in question. It correctly reflects the condition of the horse during the event in which he/she was entered, with the burden on the exhibitor or other responsible party to prove otherwise at any hearing in regard to the matter conducted by the NSBA.
- c)** Presence of such medication or drug in a horse participating in a NSBA approved event shall be grounds for the appropriate committee of the Association to take the following action: The horse and the individual(s) responsible for the condition of the horse shall forfeit any points, prizes and/or earnings earned at that NSBA show, ban the responsible individual(s) from participation in further NSBA approved events or shows for such periods as determined appropriate.
- d)** The responsible individual as defined in this rule may be disciplined under the Association's general disciplinary procedure.
- e)** The above specified individuals are absolutely responsible for a horse's condition, and are presumed to know all rules and regulations of the Association and the penalty provisions of said rules. Their voluntary action in presenting or causing the horse to be presented at show grounds for exhibition, entering a horse or exhibiting one in an approved show, and their absolute responsibility for the condition of the horse, may make them eligible for disciplinary sanctions, whether or not they had actual knowledge of the presence of a forbidden drug, directly participated in the administration thereof, innocently miscalculated its retention time in the horse's system, or for any other reason that its presence is established.
- f)** An individual is absolutely responsible for a horse's condition if:

  - 1)** She/he designates him/herself on the entry blank as exhibitor, or authorizes another to designate him/her as exhibitor on the entry blank;
  - 2)** She/he signs the entry blank on behalf of him/herself or another, or causes an agent or representative to sign it;
  - 3)** She/he physically participates in the event in riding or showing the horse; or
  - 4)** She/he is the actual trainer, having presented or caused to be presented the horse at the show grounds for exhibition. Both the exhibitor

---

---

designated on the entry blank and one having actual possession of the horse while physically participating with the horse in the event are conclusively presumed to be authorized by the owner to execute all documents, necessary or convenient, to allow the horse's participation in an NSBA approved event, including documents pertaining to drug testing and use of Lasix. If an individual is prevented from performing his/her duties, including absolute responsibility for the condition of the horse, by illness or otherwise, or is absent from the show, he/she shall immediately notify the show secretary and, at the same time, appoint a substitute. Such substitute shall place his/her name on the entry blank forthwith. The exhibitor and owner acknowledge an exhibitor represents the owner in regard to his/her horses entered in an approved show.

- g) The trainer/exhibitor or his/her representative, must be present when the saliva, urine, or other specimen is taken from his/her horse, and must remain until the specimen is sealed and the official form signed by him, or his representative, as witness to the taking of the specimen.
- h) Every exhibitor shall, upon request of show management or representative or NSBA representative, permit a specimen of urine, saliva, blood or other substance to be taken for testing. Refusal to comply with such request shall constitute grounds for immediate disqualification of the horse from further participation at the show. The horse will be banned from participation in future NSBA approved events or shows for such period of time as determined by the Executive Committee or other such appropriate committee, and shall constitute grounds for suspension of NSBA membership. If the laboratory report on the chemical analysis of saliva, urine, blood or other substance taken from the horse indicates the presence of a forbidden drug or medication, this shall be taken as prima facie evidence that such substance has been administered to the horse either internally or externally. Failure on the part of the owner, trainer/representative/exhibitor, to be present at, or refusal to allow the taking of any specimen, or any act or threat to prevent or otherwise interfere therewith, shall be cause for disqualification of the horse involved, and the matter shall be referred to NSBA for further action.
- i) All NSBA entrants shall be subject to tail testing, with a testing program being conducted per recommendations by the Board of Directors.

## **THERAPEUTIC MEDICATIONS**

**(Does not apply if prohibited by governmental regulations)**

- j) EXHIBITORS, OWNERS, TRAINERS AND VETERINARIANS ARE CAUTIONED AGAINST THE

---

---

USE OF MEDICINAL PREPARATIONS, TONICS, PASTES AND PRODUCTS OF ANY KIND, THE INGREDIENTS AND QUANTITATIVE ANALYSIS OF WHICH ARE NOT SPECIFICALLY KNOWN. MANY OF THEM MAY CONTAIN A FORBIDDEN SUBSTANCE.

**1) Forbidden Drugs or Substances:**

- a. Any drug or substance considered a Class I or Class II substance as defined in the most current revision of *ARCI's Uniform Classification Guidelines for Foreign Substances*.
- b. Any stimulant, depressant, tranquilizer, sedative, analgesic, local anesthetic, or psychotropic (mood and/or behavior altering) substance which could affect the performance of a horse (stimulants and depressants are defined as substances which stimulate or depress the cardiovascular, respiratory or central nervous systems.)
- c. Any anabolic steroid
- d. Clenbuterol
- e. Albuterol
- f. Any metabolite and/or analog of any of the above described forbidden drugs or substances.
- g. Any nonsteroidal anti-inflammatory drug (NSAID) other than those allowed by NSBA at the proper therapeutic dosage as contained in these guidelines.
- h. Any substance, regardless of how harmless or innocuous it might be, which might interfere with the detection or quantitation of any substance defined in 1) a – c above.

**2) Conditionally permitted therapeutic medication:**

- a. Any drug, medication or substance, which could affect the performance of a horse that is used for the legitimate treatment of illness or injury and is not specified as a forbidden substance as defined in paragraph 1) (a) above shall be considered a conditionally permitted therapeutic medication.

HOWEVER, THESE DRUGS OR SUBSTANCES ARE FORBIDDEN AND USE THEREOF SUBJECTS THE PERSON TO DISCIPLINARY ACTION, UNLESS ALL CONDITIONS OF THEIR ADMINISTRATION ARE MET.

Each of the following requirements is a condition to authorize administration of conditionally permitted therapeutic medications, which shall be verified in a written medication report, in a form acceptable to NSBA and available from NSBA Show Management. It will be completed in its' entirety, and filed with show management before exhibition of the horse: (See d through k)

- b. Administration by a veterinarian who is a mem-

- 
- 
- ber in good standing of the AAEP (American Association of Equine Practitioners) and licensed to practice veterinary medicine in the state where the event is being held or from a written prescription (written instruction) by a licensed veterinarian, who is a member in good standing of the AAEP, which documents administration of medication necessary for the treatment of illness or injury. The administration of a conditionally permitted therapeutic medication for the purpose of transport, grooming, training, etc. is not therapeutic under this authorization rule.
- c. The horse must be withdrawn and kept out of competition for not less than 24 hours after the medication is administered with the exception of Furosemide.
  - d. Identification of the medication: (name, amount, strength, and mode of administration.)
  - e. Date and time of administration.
  - f. Identification of the horse: name, age, color, sex and entry number.
  - g. Diagnosis of illness/injury, reason for administration, and name of administering and/or prescribing AAEP veterinarian.
  - h. Signature of veterinarian or person administering the medication. If by prescription (written instructions) a copy must be attached to medication report.
  - i. The medication report form must be filed with show management within one hour after administration of the medication or one hour after show management is available, if administration occurs at a time other than during competition hours.
  - j. The medication report must be signed by show management and the time of receipt recorded on the report.
  - k. While this report must be filed only if the administered medication will be present in amounts detectable in blood and/or urine samples at the time of competition/sampling, exhibitors are hereby cautioned that it is their responsibility to determine whether or not such medication has had time to clear the horses' system. IF THERE IS ANY DOUBT, A MEDICATION REPORT SHOULD BE FILED.
- 3) Restrictions concerning use of a conditionally permitted medications that may be administered within 24 hours of showing:
- a. The drugs or medications listed below may be administered within 24 hours of showing and should be administered in accordance with the recommendation following each to best assure compliance with maximum allowable plasma levels.
    - (1) Phenylbutazone - The maximum permitted



---

---

plasma concentration of phenylbutazone is 15.0 micrograms per milliliter, and the maximum permitted trace level is 2.0 micrograms per milliliter. When phenylbutazone is administered, the dose should be accurately calculated according to the actual weight of the animal. Each 24 hours, not more than 2.0 milligrams per pound of body weight should be administered. For a 1,000 pound animal, the maximum daily dose is 2.0 grams, which equals two 1.0 gram tablets, or two 1.0 gram units of paste, or 10.0 cc of the injectable (200 milligrams per milliliter). No part of a dose should be administered during the twelve (12) hours prior to competing. If the medication is administered in the feed, the medicated feed must be consumed and/or removed at least twelve (12) hours prior to competing. The medication should not be used for more than five consecutive days.

- (2) Flunixin - The maximum permitted plasma concentration of Flunixin is 1.0 microgram per milliliter, and the maximum permitted trace level is 0.2 micrograms per milliliter. When Flunixin Meglumine (Banamine) is administered, the dose should be accurately calculated according to the actual weight of the animal. Each 24 hours, not more than 0.5 milligrams per pound of body weight should be administered. For a 1,000 pound animal, the maximum daily dose is 500 milligrams, which equals two 250 milligram packets of granules, or one 500 milligram packet of granules, or 500 milligrams of the oral paste (available in 1,500 milligram dose syringes), or 10.0 cc of the injectable (50 milligrams per milliliter). No part of a dose should be administered during the twelve (12) hours prior to competing. Any medicated feed must be consumed and/or removed at least twelve (12) hours prior to competing. The medication should not be used for more than five successive days.
- (3) Ketoprofen - The maximum permitted plasma concentration of ketoprofen is 40.0 nanograms per milliliter, and the maximum permitted trace level is 10.0 nanograms per milliliter. When Ketoprofen (Ketofen) is administered, the dose should be accurately calculated according to the actual weight of the animal. Each 24 hours, not more than 1.0 milligram per pound of body weight should be administered. For a 1,000 pound animal, the maximum daily dose is 1.0 gram, which equals 10.0 cc of the injectable (100 milligrams per milliliter). No part of a dose should be ad-

- 
- 
- ministered during the twelve (12) hours prior to competing. The medication should not be used more than five successive days.
- (4) Meclofenamic Acid** - The maximum permitted plasma concentration of Meclofenamic Acid (Arquel) is 2.5 micrograms per milliliter, and the maximum permitted trace level is 0.1 micrograms per milliliter. When Meclofenamic Acid is administered, the dose should be accurately calculated according to the actual weight of the animal. Each 24 hours, not more than 1.0 milligram per pound of body weight should be administered. For a 1,000 pound animal, the maximum daily dose is 1.0 gram, which equals two 500 milligram packets of granules. No part of a dose should be administered during the twelve (12) hours prior to competing. Any medicated feed should be consumed and/or removed at least twelve (12) hours prior to competing. The medication should not be used for more than five successive days.
  - (5) Naproxen** - The maximum permitted plasma concentration of Naproxen is 40.0 micrograms per milliliter, and the maximum permitted trace level is 2.0 micrograms per milliliter. When Naproxen is administered, the dose should be accurately calculated according to the actual weight of the animal. Each 24 hours, not more than 4.0 milligrams per pound of body weight should be administered. For a 1,000 pound animal, the maximum daily dose is 4.0 grams, which equals eight (8) 500 milligram tablets. No part of a dose should be administered during the twelve (12) hours prior to competing. Any medicated feed should be consumed and/or removed at least twelve (12) hours prior to competing. The medication should not be used for more than five successive days.
  - (6) Acetazolamide** - may only be administered to horses documented through DNA testing to be positive (N/H or H/H) for HYPP (Hyperkalemic Periodic Paralysis). When Acetazolamide is administered, the dose should be accurately calculated according to the actual weight of the animal. Each 24 hours, not more than 3 milligrams per pound of body weight should be administered. For a 1,000 pound animal, the maximum daily dose is 3 grams.
  - (7) Furosemide or Lasix** - when used, must be administered intravenously at least 4 hours prior to competition.
  - (8) Lidocaine/Mepivacaine** - when administered within 24 hours of showing, may only be used

---

---

under actual observation of event management (or their designated representative) and/or the official show veterinarian, either of which must sign the medication report form, to aid in the surgical repair of minor skin lacerations, which, by their very nature, would not prevent the horse from competing following surgery. Medication report form must be filed with show management as required in Section 2 above.

- (9)** Isoxsuprine - when administered, the dose should be accurately calculated according to the actual weight of the animal. Each 24 hours, not more than 1.6 milligrams per pound of body weight should be administered (usually divided in two equal doses given 12 hours apart.) For a 1,000 pound animal, the maximum daily dose is 1600 milligrams, which equals eighty (80) twenty (20) milligram tablets. No part of a dose should be administered during the four (4) hours prior to competing. Any medicated feed should be consumed and/or removed at least four (4) hours prior to competing.
- (10)** Diclofenac (Surpass) - The maximum permitted plasma concentration of Diclofenac is 0.005 micrograms per milliliter. Every 12 hours, not more than 73 mg of diclofenac liposomal cream should be administered (not more than 146 mg per 24 hour period) to one affected site. This 73 mg dose equals a 5-inch ribbon of cream not greater than 1/2 inch in width, which should be rubbed thoroughly into the hair over the joint or affected site using gloved hands. Administration of diclofenac cream should be discontinued 12 hours prior to competing. Do not apply diclofenac cream in combination with any other topical preparations including DMSO, nitrofurazone, or liniments and do not use on an open wound. Diclofenac cream should not be administered for more than 10 successive days.
- (11)** Firocoxib (Equioxx) (an NSAID) - The maximum permitted plasma concentration of Firocoxib (Equioxx) is 0.240 micrograms per milliliter. Guidelines: When Firocoxib (Equioxx) is administered, the dose should be accurately calculated according to the actual weight of the animal. For a 1,000 pound animal, the maximum daily dose is 45.5 milligrams, which equals 0.1 milligram per kilogram of body weight once daily. No part of a dose should be administered during the 12 hours prior to competition. Firocoxib (Equioxx) should not be administered for more

---

---

than 14 successive days.

**(12) Dexamethasone** - The maximum permitted plasma concentration is 3.0 nanograms per milliliter at the time of competition. Guidelines: In order to help trainers, owners and their veterinarians achieve compliance with this rule in connection with the therapeutic use of dexamethasone, it should be administered in accordance with the guidelines below. These guidelines include several alternative scenarios for dose time and route of administration. Whenever dexamethasone is administered, the dose should be accurately calculated according to the actual weight of the animal. Alternative Number 1. (2.0 mg or less per 100 pounds IV or IM at 12 or more hours before competition). Each 24 hours, not more than 2.0 milligrams of dexamethasone injectable solution per 100 pounds of body weight should be administered intravenously or intramuscularly, preferably less. For a 1,000 pound animal, the maximum daily intravenous or intramuscular dose of dexamethasone injectable solution is 20.0 milligrams, which equals 5.0 milliliters of the injectable solution (4.0 milligrams per milliliter). No part of this dose should be administered during the 12 hours prior to competing. Dexamethasone should not be administered for more than five successive days. Alternative Number 2. (0.5 mg or less per 100 pounds IV at 6 or more hours before competition). Each 24 hours, not more than 0.5 milligram of dexamethasone injectable solution per 100 pounds of body weight should be administered intravenously, preferably less. For a 1,000 pound animal, the maximum daily intravenous dose of dexamethasone injectable solution is 5.0 milligrams, which equals 1.25 milliliters of the injectable solution (4.0 milligrams per milliliter). No part of this dose should be administered during the six hours prior to competing. Dexamethasone should not be administered for more than five successive days. Alternative Number 3. (1.0 mg or less per 100 pounds orally at 6 or more hours before competition). Each 24 hours, not more than 1.0 milligram of dexamethasone powder per 100 pounds of body weight should be administered orally, preferably less. For a 1,000 pound animal, the maximum daily oral dose of dexamethasone powder is 10.0 milligrams, which equals one packet of dexamethasone powder (10.0 milligrams per packet). No part of this dose should be administered during the 6 hours prior to com-

---

---

peting. Any medicated feed should be either consumed or removed at least six (6) hours prior to competing. Dexamethasone should not be administered for more than five successive days.

**(13) Methocarbamol** - The maximum permitted plasma concentration of methocarbamol is 0.5 micrograms per milliliter. Guidelines: Whenever methocarbamol is administered, the dose should be accurately calculated according to the actual weight of the horse. Each 24 hours, not more than 5.0 mg per pound of body weight should be administered, preferably less. For a 1,000 pound animal, the maximum dose each 24 hours is 5.0 grams, which equals ten 500 milligram tablets or 50 cc of the injectable (100 milligrams per milliliter). No dose should be administered during the 24 hours immediately following the prior dose. No part of a dose should be administered during the 12 hours prior to competing. Any medicated feed must be consumed and/or removed at least 12 hours prior to competing. Methocarbamol should not be administered for more than five successive days.

- b.** Administration of these drugs does not require that the horse be withdrawn and kept out of competition for a period not less than 24 hours after the medication is administered. Nor is there a requirement that the medication report be filed with show management, except when Lidocaine/Mepivacaine is used (see 8) above.
- c.** If more than one non-steroidal anti-inflammatory drug substance (NSAID) is present in the same plasma or urine sample it shall be considered a rule violation, no more than one is to be present in the same plasma or urine sample.
- d.** If two of the non-steroidal anti-inflammatory drugs listed above are administered at any time during the seven days prior to competing, one of them should not be administered during the 48 hours prior to competing, in order to avoid exceeding the maximum permitted trace level when two are present in the plasma.
- e.** If any third non-steroidal anti-inflammatory drug is administered, it should not be administered during the seven days prior to competing. Exception: Dipyrone, a "masking" substance, is not to be administered during the 24 hours prior to competing. In the event a non-steroidal anti-inflammatory drug is administered in a manner that might cause the plasma concentration to exceed the quantitative restrictions of the rule (in the case of those permitted to be used) or might cause the drug to be detected at any level

---

---

in plasma or urine (in the case of those not permitted to be used) the trainer and owner should withdraw the horse from competition. The animal should be withheld from competition until the plasma concentration of any permitted drug returns to acceptable levels and/or until any nonsteroidal anti-inflammatory drug not permitted by the rules is no longer present in the blood or urine. In the event Dipyrone is administered to a horse, the trainer and owner must comply with all of the requirements of section 2) of this addendum.

- 4) Each of the thirteen (13) medications allowed in section (3) above must be administered in accordance with the recommendations as given for each. Should the testing laboratory report the presence of one of these drugs in an amount greater than that which would be consistent with the recommendations or at a level higher than the maximum permitted plasma concentration for those listed in section 3 a) (1-3), the matter will be reviewed and disciplinary action may be taken.
- 5) Burden of persuasion to establish correct dosage and time limitation rests with the responsible person.
  - a. Additionally, as drugs or substances described in subparagraphs 1) (b-h) above, in order to avoid disqualification by detection of a presence in the horses' system, the medication/substance must be administered or prescribed (letter of instruction) by an AAEP veterinarian, for the legitimate treatment of illness or injury, and administered at least 24 hours before exhibition. Should the testing laboratory report the presence of these drugs in an amount greater than that which would be consistent with the specified dosage and/or time constraint or dosage for legitimate treatment of illness or injury, the laboratory test result will be reviewed and disciplinary action may be taken.
  - b. Laboratory detection of an excessive dosage of an otherwise conditionally permitted therapeutic drug or drugs specified in subparagraphs 1) (b-h) above shall constitute presumption of a violation of this rule, and the responsible party has the burden of persuasion to establish that the dosage was administered within rule specifications.
  - c. To avoid this rule violation presumption and the stringent responsibilities of this rule, the responsible party may decide to simply withdraw the horse from competition for at least 24 hours following the last administration of any conditionally permitted therapeutic drug.
  - d. The above guidelines are not considered as authorization administration of medication

---

---

to any horse in any quantity and shall not be deemed to modify this rule in any manner regarding maximum allowable concentrations. These guidelines do not guarantee compliance with this rule but are offered to assist responsible parties in complying with the requirements of this rule. Responsible parties are advised to consult a knowledgeable veterinarian. Reliance upon these guidelines will not serve as a defense to a charge of violation of NSBA rules regarding administration of forbidden substance.

- k) Notwithstanding the general prohibition of this rule against artificial appliances, the use of a pacemaker or prosthetic eye may be permitted if the owner files written request for permission and submits documentation as requested. Request will then be submitted to NSBA's Executive Committee for consideration, after which, if the request is approved, such authorization will be noted on the horse's show record at the NSBA Office.

## **INHUMANE TREATMENT**

**103.** No person shall treat any horse in a cruel or inhumane manner, including, but not limited to, the prohibited conduct specified in the Handbook. Cruelty to horses included in this prohibition, as it indicates a general course of dealing with horses that is unacceptable for NSBA membership qualification. For violation of this rule, an NSBA member may be disciplined, suspended, fined and/or expelled from NSBA, and a non member may be denied NSBA privileges. This prohibition against cruelty may include NSBA members and/or owners of horses, their agents, representatives and employees, the actions for which a member or owner are also responsible.

- a) NSBA may accept the conviction of an individual or judicial confiscation of a horse under state, federal, provincial or international law, for an offense of cruelty to or inhumane treatment of a horse, as a presumptive violation of this rule. NSBA may impose appropriate fines or suspensions.

- 1) NSBA may accept suspension ruling pertaining to cruel or inhumane treatment of horses from other recognized equine related associations and/or state racing commissions. NSBA jurisdiction is limited to activity at NSBA sanctioned events. NSBA will have jurisdiction at that event where any class(es) is NSBA approved.

- b) Every horse at an NSBA approved event shall, at all times, be treated humanely and with dignity, respect and compassion. Abuse is defined as an action, or failure to act, which a reasonable, prudent person, informed and experienced in the customs, accepted training techniques and exhibition procedures, or veterinary standards would determine

---

---

to be cruel, abusive, inhumane or detrimental to the horses' health. Individuals will be disciplined if it is determined that there was willful abuse of the horse under any of the following circumstances:

- 1) The individual physically participates in the abuse of the animal or shows or rides the horse in a condition considered to be abusive.
- 2) No persons shall exhibit any horse, which appears sullen, dull, lethargic, emaciated, drawn or overly tired.
- 3) No person on show grounds, including but not limited to, barns, stalls, practice area and show arena, may treat a horse in an inhumane manner, which includes, but is not limited to,
  - a. Placing an object in a horse's mouth so as to cause undue discomfort or distress;
  - b. Tying a horse in a manner as to cause undue discomfort or distress in a stall, trailer or when longeing or riding;
  - c. Use of inhumane training techniques or methods;
  - d. Use of inhumane equipment, including, but not limited to, saw tooth bits, hock hobbles, tack collars, tack halters or tack hackamores, war bridles or like devices, wire or metal anywhere on head or headpiece;
  - e. Any item or appliance that restricts movement or circulation of the tail;
  - f. Intentional inhumane treatment, which results in bleeding.
  - g. Poling: Manual poling and the use of bamboo offsets is prohibited at all times.
- c) Penalties for a violation of the abuse rules will be dealt severely by the appropriate committee within NSBA.
- d) The following minimum penalties will be enforced for individuals who are found to violate rules regarding the inhumane treatment of the horse:

Offense	Suspended	Fines
1st		\$1,000
2nd	30 days	\$2,000
3rd	1 year	\$3,000

## **GRIEVANCE ISSUES AND COMMITTEE**

- 104.** A Grievance Committee is established within NSBA to expedite due process available to all members who may become involved in a rule violation or alleged violation.
- a) The Grievance Committee will consist of three members appointed by the President.
  - b) Any member or nonmember may notify NSBA of a violation. A filing fee of \$200, payable to NSBA must accompany a written complaint(s). All complaints must be addressed to the Executive Director of the NSBA. Judges, board members, Executive Committee members, directors, show management



---

---

and/or show staff are exempt from the filing fee when acting in a official capacity. The written complaint and filing fee should be sent to NSBA within 15 days of the incident as herein provided. NSBA may however act on infraction(s) outside the 15 day time line when deemed by NSBA to serve to protect the integrity of the association, welfare of the horse and safety of the member(s).

- c) Upon receipt of the rule violation/infraction, the Executive Director will provide notice to the affected member and research the incident. The Grievance Committee will review all compiled data and determine if the complaint/violation should progress to a hearing. The Grievance Committee will not issue punishments. Should the Grievance Committee recommend progression of the incident to a hearing level, the member will be notified in writing by NSBA and will have 15 business days from receipt of the notice to respond.
- d) The member, at any time during the Grievance process may notify the Executive Director of his/her intent to declare fault. The hearing committee will then review all materials and provide the member with a decision within 15 business days of the member's receipt of their declaration of a fault status, this may include but not be limited to suspension, denial of association privileges, fine(s), loss of points, monies or awards earned at the event where the infraction occurred. The decision of the hearing committee is final.
- e) The member declaring fault will be required to acknowledge acceptance of the hearing committees' decision within 48 hours of the rendering. The members failure to accept the decision of the initial hearing committee within the 48 hour period (either orally or by failure to respond), will result in a full hearing committee being convened, the offer of the initial hearing committee withdrawn, and the member will be required to appear in front of the convened hearing committee. The member may be subject to incurring all expenses relative to a conveyed hearing, which may include but not be limited to attorney's fees, court reporter cost.
- f) Any member may appeal the decision of the hearing committee. The request for appeal must be submitted in writing within 15 business days, and be accompanied by a \$1,000 fee. The appeals committee will be the board of the NSBA.

## **DISCIPLINARY PROCEDURE**

- 105.** Any member or non member may be disciplined, fined, subject to probation, suspended or expelled from the Association and denied any or all privileges of the NSBA whenever it shall have been established by such evidence of existence of the fact asserted

---

---

that such member or non member has violated any pertinent rule of the NSBA. Anyone who attempts to influence investigation or hearing may be subject to disciplinary action. Filing of a malicious or frivolous grievance may result in disciplinary action.

**a)** No person shall refuse to answer and/or provide NSBA, its' officers, committees or agents any inquiry, in form requested, concerning a horse, exhibitor, owner, and/or agent which has been shown with NSBA. A member or non member shall not conspire with another person to intentionally violate NSBA rules, or to knowingly contribute or cooperate with another person or persons, either by affirmative action or inaction, to violate NSBA rules.

**b)** Every person who is suspended or otherwise disciplined by one of the NSBA's recognized equine associations and/or any NGB which have enacted and effected the same rules, shall be suspended or disciplined by the NSBA, upon official notice to NSBA by the disciplining association, for the following offenses:

- 1)** unsportsmanlike conduct at a show or contest;
- 2)** inhumane treatment of horses; or
- 3)** prohibited surgical procedure or injection or administration of foreign substances or drugs which could affect a horses' performance or alter its natural conformation or appearance. Acceptance of such ruling or sanction by NSBA will be given after notice to the sanction person or entity according to NSBA rules, who may request a hearing before the NSBA Executive Committee to present evidence of lack of due process by the reporting association to merits NSBA's refusal to give reciprocity.

**c)** In regards to any violation of show and contest rule, as a part of its disciplinary action, the Disciplinary Hearing Committee may revoke participation privileges in all NSBA approved events for a determined or indefinite period. In addition, it may assess a fine. Suspended persons in NSBA are unable to advertise in the NSBA official publication during the term of their suspension. Additionally, suspended persons MAY BE required to reimburse the NSBA for any/all cost, including reasonable attorney fees associated with their Disciplinary Hearing and in addition to any fines and/ or penalties imposed.

**1)** Any exhibitor, trainer, and/or owner whose horse tests positive for and is found in violation of using a tranquilizer or other mind altering drug would receive the following disciplinary action:

Offense	Months Suspended	Fines
1st	6	\$1,000
2nd	12	\$2,000
3rd	18	\$2,500

- 
- 
- 2) Any exhibitor, trainer, and/or owner whose horse tests positive for any other illegal substance shall receive the following disciplinary action:

Offense	Months Suspended	Fines
1st	3	\$500
2nd	6	\$1,000
3rd	12	\$2,000

- 3) Any exhibitor, trainer and/or owner of whose horse test positive for conditional permitted medication in excess of the maximum permitted trace level shall receive the following disciplinary action:

Offense	Days Suspended/Probation	Fines
1st	Probation 30 days	\$250
2nd	Suspended 30 days	\$500
3rd	Suspended 60 days	\$1,000

- 4) Parties to any action will be notified of any violation within fifteen (15) days of when NSBA office is notified by laboratory and/or show committee that a positive test has occurred. A hearing will be scheduled within thirty (30) days of parties' response to NSBA office of such notification. Parties shall have the right to accept responsibility of accused violation, waive right to a hearing in writing and pay appropriate fine. If party follows this procedure, suspension shall commence the day NSBA receives notice of acceptance of violation and payment of fines. Otherwise, if disciplinary hearing committee finds party guilty of accused violation, suspension shall commence day of hearing and disciplinary panel will at their decision enforce a fine/penalty for no more than the above states penalties.
- 5) Any awards and/or prizes and/or purses won in a class where a violation occurred, will be forfeited in any case. In the event that an exhibitor is determined to be ineligible for a class and has won prize money that is to be forfeited, said prize money shall be returned to NSBA for proper redistribution. Sanctions will be ongoing until prize money and awards are returned.
- d) NSBA rules pertaining to prohibition of forbidden drugs provide for absolute responsibility for a horse's condition by a trainer/exhibitor/participant, whether or not he/she was actually instrumental in, or had actual knowledge of, the administration of such drug, thereby making the trainer/exhibitor/participant eligible for possible disciplinary action upon proof of the presence of such drug by laboratory analysis. This rule of procedure for disciplinary action pertains to drug cases in regard to notice, hearing, and effect of suspension or other sanctions. Burden of proof and presumptions as contained in regard to notice, hearing and effect of suspensions or other sanctions, rules specifically

- 
- 
- govern such drug cases.
- e) Whenever anyone shall be accused of any violation, he/she shall be given not less than fifteen (15) days notice of a time and place for hearing such accusations by the Disciplinary Hearing Committee or by an appropriate committee. He/she shall have the opportunity, in person, or by counsel, to be heard and to present evidence in his/her own behalf and to hear and refute evidence offered against him/her.  
Such hearing committee and Board of Directors will be allowed to meet via electronic devices and or conference calls if complainant or respondent does not register protest or plan to attend the hearing.
  - f) The decisions of such hearing committee shall be final and binding on all parties subject only to an appeal of complainant or respondent to the Board of Directors. Said appeal must be registered in writing, stating the grounds for the appeal, and filed at the NSBA office within 15 days after original hearing date and must include \$1,000 appeal fee. The appeal shall be registered and only the evidence and testimony presented at the Disciplinary Hearing of the Appellant will be considered at the Appellant Appeal Review. Should the Hearing Committee's determination be sustained, the appeal fee will be forfeited and the Appellant shall reimburse the NSBA for all costs of the Appellant Hearing including reasonable attorney fees less the appeal fee previously submitted.
  - g) Pending final or appeal hearing by the Appeals Committee, Board of Directors or such other appropriate committee, parties will be given written notice of action to:
    - 1) Temporarily suspend such horse, member or non member, the effect of which shall be to deny him/her further participation and privileges in the NSBA and NSBA approved events until the Appeals Committee, Board of Directors or other such appropriate committee can hear the matter and take the appropriate disciplinary action.
  - h) All grievances that involve a judge will go to the judges committee.
  - i) When a horse/member is disciplined, suspended or expelled, or non member is denied membership privileges, or when a member or non member is temporarily suspended pending hearing, the name and address of such member or non member may be published in the NSBA magazine, "*The Way To Go*," or other such publication of NSBA.
  - j) **ATTORNEY FEES:** A member or non member who seeks judicial review of previous NSBA determinations or who brings any judicial action against NSBA does hereby accept the condition that by joining, participating in NSBA approved events, does hereby agree, if unsuccessful in the attempt

---

---

prosecute NSBA or overturn said determinations, actions, rules or regulations, to reimburse NSBA for its reasonable attorney's fees, court costs and other expenses in defense of such suit.

**k) LITIGATION AGREEMENT:** Every member, by joining the Association, or non member, filing applications of other documents with NSBA, or participating in NSBA approved events does thereby agree:

**1)** If unsuccessful in any judicial action brought against NSBA will reimburse NSBA for its reasonable attorney's fees, court costs and other expenses in defense of such suit.

**2)** No action will commence, whether in law or equity, against NSBA in any courts other than those Federal and State courts located in Parker County, Texas.

**106.** At such time as any person has been suspended, expelled or denied NSBA privileges, in addition to other provisions of this handbook or policy of the NSBA, the following restrictions shall apply:

**a)** That person shall not participate, and shall be ineligible to participate during the suspension/expulsion period, in any NSBA event, nor shall such person be eligible to hold approved judge's credentials or any other NSBA accreditation.

**b)** No horse which is recorded in the name of such person (including ownership jointly or ownership as part of a partnership or corporation) is eligible to participate in any event approved by the NSBA, NSBA National Award Programs, or event and/or awards program sponsored by an NSBA Affiliate Association.

## **GENERAL NOTICE PROCEDURE**

**107.** Each owner, trainer or agent thereof, participating in a NSBA approved event, is charged with the responsibility of knowing the rules and guidelines of the NSBA as set forth in the NSBA handbook and/or other such publication(s), or relevant correspondence, and is conclusively presumed to know such rules and guidelines by his/her participation in the event.

**108.** Every notice required by these rules and regulations may be served by delivery a copy of the notice to the person to be served, or his attorney, either in person or by certified mail, postage prepaid, or other receipted delivery service to his last known address as it appears on the NSBA records. Upon mailing, such notice shall be deemed received by such person when it is deposited in the United States mail or delivery service receptacle.

---

---

## JUDGES

- 109.** The President shall appoint the Judges Committee. Which shall have the authority to:
- a)** approve individuals whose equine expertise and personal character merit the honor of becoming a NSBA approved judge.
  - b)** formulate procedures such as clinics, tests and any other means deemed necessary to determine the qualifications of individuals applying for NSBA judges cards.
  - c)** The NSBA will keep a complete file on all judges. This file may include, but not be limited to the following:
    - Name, address, phone, age
    - Date of shows and locations
    - Clinic records
    - Test scores
    - Comments and letters
- 110.** NSBA approved judges may judge any NSBA approved event as long as they are in good standing with the NSBA and are current NSBA members. All judges must have their membership current by February 1st of each calendar year or they will be removed from the NSBA Judges List. NSBA judges will be required to recertify with the association once every three years and pass an annual written rulebook exam with a score of 90% or better.
- a)** If a judge scores below 90% they may retest for a \$50 retesting fee.
  - b)** If a judge fails to complete the written rulebook exam in the designated time, they may apply for the test period to be extended for a \$50 retesting fee.
  - c)** Judges who fail to recertify will be removed from the NSBA Judges List. Once a judge is removed from the judges list he/she must re apply as a new applicant.
- 111.** Designation as an NSBA approved and/or restricted judge is a privilege, not a right, bestowed by the Judges Committee according to procedures formulated by it, to individuals whose equine expertise and personal character merit the honor. An individual's conduct as a member, exhibitor and judge, and his/her ability must be exemplary and is subject to continual committee review. Such designation is revocable by the Disciplinary Hearing Committee or other such committee as deemed appropriate with the notice and formal hearing; subject only to appeal to the Board of Directors. It is a serious matter and a job that should be conducted with the greatest sense of dignity and fair play possible, laying aside all personality likes and dislikes and applying NSBA standards while affording each exhibitor and entry the fairest and most unbiased judgment possible.

- 
- 
- a) Individuals interested in applying for approval as an NSBA Judge should contact the NSBA Office for current application and program procedures. A prospective judge must attend NSBA Judges Exam and pass the requirements as set forth by the Judges Committee. The applicant must have been an NSBA member in the year prior to the year of the judge's application. However, this one year prior for NSBA membership requirement will not apply to those international applicants. All NSBA judges must maintain a current membership.
- 1) Failure to maintain a current membership will result in the judge being removed from the NSBA Judges List. Once a judge is removed from the judges list he/she must re apply as a new applicant.
- b) Minimum age of an NSBA Judge is 25.
112. NSBA will approve restricted judges in the following classes:
- a) Working Hunter/Jumping
- b) Ranch Riding/Ranch Classes
113. To be approved as an NSBA restricted judge, individuals must hold current judging credentials in the class/division with one of the approved associations.
- a) Judge must be an NSBA member in good standing.
- b) A restricted judge must comply with all recertification requirements as set forth by the judges committee.
114. Failure to apply the NSBA rules and standards in a fair and equitable manner will result in the person being removed from the NSBA judges list. Those persons agreeing to act as judges for NSBA approved events should be fully aware of the responsibilities entailed and apply the rules accordingly.
115. The judge(s) of a NSBA approved or sponsored event shall conduct himself/herself in a manner fitting and proper to one afforded the honor of officiating at the NSBA event. Any misconduct on the part of the judge(s) at any NSBA event, such as the drinking of alcoholic beverages immediately prior to or during the contest, the use of abusive language, showing obvious favoritism to, or discrimination against, either an individual or a horse performing in the contest, or any other action unbecoming to one in his/her position, either on the grounds or elsewhere during the duration of the event, will make him/her subject to a complete and impartial hearing on the cause of the complaint before the appropriate committee.
116. Judges shall not communicate through any means with owners, trainers, exhibitors or agents in the ab-

---

---

sence of show management or ring stewards while officiating.

- 117.** Horses owned by a judge or member of his/her immediate family (i.e.: spouse, son, daughter, father, mother, father-in-law, mother-in-law, sister, brother, grandparent, grandchildren persons whose relationship is legally recognized as a domestic partnership or civil union under the laws of the jurisdiction in which they sought such relationship are considered immediate family) may not be shown in a class in which that judge is officiating. (Please refer to Rule #16)
- 118.** A horse shall not be eligible to compete in a show judged by a person, or their spouse who has had ownership of, or exhibited or trained, or has received a salary, commission or remuneration for selling said horse within previous three (3) months. Nor can a horse owned in whole or part by the judge/judge's spouse or a business partner be at a show in which that judge is officiating. Judges may not judge a horse which is owned or exhibited by anyone from whom he/she has received a salary, commission or any kind of remuneration for selling or buying any horse for that individual, has been in the employ, or has represented such individual in any capacity for remuneration, within three (3) months from date of subject show.
- 119.** These specific areas of disqualifying conflict of interest are not exclusive and judges are ineligible to judge another's horse in other situations not designated by the rule. If a judge cannot exercise an objective opinion, free from prejudice, bias, or other outside influence because of a connection with an owner, exhibitor, or anyone else connected with the horse. If such connection would appear to others to be of possible bias, whether or not the judge feels he/she would be affected, a judge must disqualify him or herself.
- 120.** An evaluation of a judge's performance may be submitted in writing by any member in an attempt to find those judges who are making positive applications of the objectives of the NSBA. Members are encouraged to do this. A negative evaluation of a judge's performance by any NSBA member will be forwarded to the NSBA via forms provided by the Show Manager or the NSBA.
- 121.** When multiple judges are used in a go-round, they shall not confer during the go-round. Each judge is instructed to judge the event as if he/she were the only judge. There must not be any consultation between judges until after the score cards are turned in, with the following exceptions: in a multi judged event that



---

---

requires judges to confer, in a multi judged event, inspecting horses for possible lameness and checking their bodies and heads for abused areas. In these situations, abused areas should be noted by all judges and soundness must be reviewed by all judges through the ring steward. Each judge must sign his/her score card and the show management shall post the results or announce placings immediately following each go-round and finals.

- 122.** In the event of a clerical error validated by proper documentation, a judge may change his or her judge's card to reflect the correction provided the correction is made before show results are entered by NSBA.
- 123.** In events that have working sections for a go-round, the judge shall use his/her discretion as to the number of horses he/she keeps from each section. Judges are not to be changed during a go-round. All contestants shall enter each go-round with a clean slate; ignoring a judge's placing in a previous go-round.
- 124.** A judge who undertakes the obligation to officiate at a show is responsible to fulfill that commitment. Should he/she be unable to officiate for any reason, he/she is required to arrange suitable, qualified replacement and notify the show management along with the NSBA office in writing, immediately.

## GENERAL

- 125. GENERAL** - In any NSBA event, credit is to be given to the horse that, under light control and without intimidation, goes softly and quietly while correctly performing the required gaits. The overall picture of a good mover is a horse that goes forward with comfort, self carriage, confidence and willingness, a fluid stride with a full extension of the limbs, and a head and neck carriage that is naturally comfortable and compatible with the horses' conformation. Transitions will be smooth, without interruption of forward motion. The horse will exhibit a pleasant look, with clear, bright eyes and a willing attitude. The NSBA events may be the first classes of a horse's long, productive show career. The fluid movement and correct cadence desired from the horses in the NSBA classes will allow the horse to perform competitively in other events.
- 126. PURPOSE** - To train and develop all horses in a humane manner, protecting at all times, their physical and mental potential.
- 127. GOALS** -
- a) To promote kinder training methods, resulting in a more efficient horse.
  - b) To establish a greater market for good show horses.

---

---

es that have soft mouths, respond to a light rein and have a comfortable head carriage.

## **128. RULES -**

- a) All horses are subject to drug and/or tail testing. Any horse shown in a non approved NSBA class which is held in conjunction with or at the same show as an NSBA approved event is subject to the NSBA medication rules and violations.
- b) Horses and equipment are subject to examination by the Steward, Show Management and/or Judges.
- c) Failure by exhibitor to display the correct number in a visible manner shall result in disqualification.
- d) Broken equipment or equipment that becomes unattached shall be cause for disqualification. This includes headstall coming off, any part of the rein(s) becoming detached or coming out of the riders hand(s) and/or touching the ground or cinch/girth becoming detached from the saddle. The exhibitor will immediately be brought to the middle of the arena or excused from the show arena. Any other equipment failure that does not potentially endanger any exhibitor will not be a disqualification. (i.e., curb strap coming loose, tail falling out, breast collar breaking. etc.)
- e) If forward progress of any horse is stopped by any judge in a multi-judged event or go-round because of equipment failure, as described in Rule #128d, that horse shall be excused from further participation in that event or go-round.
- f) It is mandatory that NSBA approved classes be scored according to the rules. In all scored classes it is recommended that score sheets are made available to exhibitors.
- g) In all riding classes, all horses must be ridden astride when judge(s) are present in the arena until judging is complete unless otherwise directed by judge(s).
- h) Stallions are prohibited in all Youth/Junior events, except as provided for in division rules.
- i) Lameness
  - 1) The judges shall examine and check for lameness all horses brought into any class. This is essential regardless of whether or not the competition indicates it is necessary.
  - 2) Obvious lameness shall be cause for disqualification. Obvious lameness is:
    - a. Consistently observable at a trot under all circumstances;
    - b. Marked bobbing, hitching or shorted stride;
    - c. Minimal weight bearing in motion and/or at rest and inability to move.
- j) Fall to the ground by horse and/or rider shall be cause for disqualification.
  - 1) A horse is considered to have fallen when both

---

---

shoulder and haunch on the same side touch the ground, or the obstacle and the ground.

2) A rider is considered to have fallen when he or she is not astride. Except when instructed to dismount.

3) The rider may not remount after a fall.

k) Disqualifications

1) No Score (DQ) – abusive conduct, misconduct, lameness, illegal equipment, unsportsmanlike conduct.

2) Zero (DQ) – as specified in individual events

3) No placing (DQ) - Failure to back a minimum of 2 strides or 4 steps with the front legs, unless otherwise specified, in classes where the back is required.

a. A zero score or DQ shall not advance

l) All service, support or companion animals (dogs) are prohibited in the show arena during judged competition(s).

**129. PLACINGS** - It is recommended in all classes or cuts that the judge(s) will place a minimum of 2 horses more than is required by the NSBA payback placings (per schedule - Rule #35) or more as requested by Show Management.

## EQUIPMENT RULES

**130.** Use of a safety helmet in any class is optional, except over fences classes, and judges in no way should penalize an exhibitor that opts to use one.

**131.** In all classes, tails may be lengthened by hair to hair attachment only with no attachments of any kind to the tailbone. The use of weighted tails is acceptable.

**132.** The use of earplugs in the horse's ears is acceptable.

**133.** In all Halter, Showmanship and Longe Line classes a regular or show halter that is made of flat nylon or leather with a minimum width of  $\frac{3}{4}$  of an inch must be used. Silver adornment will not count over a good working halter. Rope halters are permissible in Ranch Conformation.

### **134. WESTERN EQUIPMENT**

In all western classes, horses will be shown in a traditional western saddle. Silver equipment will not count over a good working outfit. In all NSBA Two Year Old and Three Year Old western classes entrants must use a snaffle or bosal. In combined aged classes (Three Years Old and Older) or Maturity classes, horses may be ridden with one hand and a standard western bit as approved by NSBA or with two hands and a snaffle bit or bosal as described under NSBA Western equipment rules. Horses 6 years of age and older MUST be shown in a standard western curb bit.

- 
- 
- a) Horses are to be shown in standard, plain, or silver headstalls (brow band, shaped ear or split ear). References to snaffle bits in Western Pleasure classes mean the conventional O-ring, egg-butt or D-ring with a ring no larger than 4". The inside circumference of the ring must be free of rein, curb or headstall attachments which could provide leverage. The mouthpiece should be round, oval or egg-shaped, smooth and unwrapped metal. It may be inlaid, but smooth or latex wrapped. The bars must be a minimum of 5/16" in diameter measured one inch in from the cheek with a gradual decrease to the center of the snaffle. Optional loose curb strap (leather or nylon only and must be attached below the reins). The mouthpiece may be two or three pieces. A three-piece connecting flat bar of 3/8" to 3/4" (measured top to bottom, with a maximum length of 2") which lies flat in the horse's mouth is acceptable.
- b) A braided rawhide or leather bosal or rope bosal may be used in lieu of a snaffle bit, no more than 3/4" (three-quarter inch) diameter at the cheek. Hackamores shall be round in shape and constructed of uniform braided rawhide or leather and have a non-metal flexible core. The noseband of the hackamore must measure at least 5 1/2" of smooth rawhide or leather before any braided buttons and be at least 1/2" in diameter. The bosal must be a minimum one finger space (approximately 3/4") between the bosal and nose. Absolutely no metal or rigid material is allowed under the jaw or on the nose or anywhere on the bridle regardless of how padded or covered it is. Bosals shall be soft and flexible. The bosal should be properly fitted relative to the horse's size and conformation. This rule does not refer to so-called mechanical hackamores.
- 1) All bosals must use a mecate rein, which may or may not include the tie-rein.
- c) References to a bit in western performance classes mean the use of a curb bit that has a solid or broken mouthpiece, has shanks and acts with leverage. All curb bits must be free of mechanical device and should be considered a standard western bit. When a curb bit is used, a curb chain/strap is required, but must meet the approval of the judge, be at least 1/2" in width and lie flat against the jaw of the horse. Curb chains/straps cannot be tied to the bit with a string or cord. A broken curb chain/strap is not necessarily cause for disqualification. A description of a legal, standard western bit includes:
- 1) 8 1/2" (215 mm) maximum length shank to be measured as indicated in the diagram on page 67. Shanks may be fixed or loose.
- 2) Concerning mouthpieces, bars must be round,

---

---

oval or egg shaped, smooth and unwrapped metal of 5/16" to 3/4" (8 mm to 20 mm) in diameter, measured 1" (25mm) from the cheek. They may be inlaid, but must be smooth or latex wrapped. Nothing may protrude below the mouthpiece (bar), such as extensions or prongs on solid mouthpieces. The mouthpiece may be two or three pieces. A three-piece, connecting ring of 1 1/4" (32 mm) or less in diameter, or a connecting flat bar of 3/8" to 3/4" (10 mm to 20 mm) measured top to bottom with a maximum length of 2" (50mm), which lies flat in the horse's mouth, is acceptable.

- 3) The port must be no higher than 3 1/2" (90 mm) maximum, with rollers and covers acceptable. Broken mouthpieces, half-breeds and spades are standard.
- d) Snaffle or Hackamore entries may be shown with both hands on the reins or with one hand on the reins, as long as that hand is not be changed. When showing with both hands on the reins, the rider's hands should be carried near the pommel and no further than 4" out on either side of the saddle horn. Rider's hands must be steady and should be visible to the judge(s) at all times. Reins must be bridged with the tails of the reins on the opposite side of the neck. When showing with one hand on the reins, the hand is to be around the reins; index finger only between split reins is permitted. Closed reins (example: Mecate) may not be used with any snaffle bit. Violation of this rule is an automatic disqualification.
  - 1) In Trail, it is permissible to change hands to work an obstacle.
- e) Reins are to be attached above the curb strap.
- f) Standard, leather or woven leather split reins are mandatory, hair reins are not permitted with snaffle bits.
- g) Optional Equipment
  - 1) Spurs; not to be used forward of the cinch.
  - 2) In Ranch classes only, rope or riata; if used, the rope or riata must be coiled and attached to the saddle. Hobbles attached to saddle.
- h) Prohibited Equipment
  - 1) Wire curb straps, regardless of how padded or covered, or curb chain/strap with tacks or rivets.
  - 2) Any curb strap/chain narrower than 1/2".
  - 3) Hair hackamore/bosal
  - 4) Splint boots or leg wraps except in Horsemanship and Ranch Riding.
  - 5) Use of inhumane equipment as outlined in Rule #103 b) 3 d)
  - 6) Slip or gag bits, donut and flat polo mouthpieces are not acceptable.
  - 7) Tied and/or secured stirrups in any manner, except in EWD classes.

- 
- 
- i) Training devices such as: martingales, nosebands or tie downs are prohibited in the show arena and designated warm-up arena at all times. Elevated logs must be round and elevated no more than 12" in a standard block or cup. Tack poles are prohibited.
  - j) All horses entered in the event must be present in the arena prior to the completion of the warm-up period and the horses must be ridden with the same equipment required in the event.
  - k) All horses must leave the arena after each section, except the finalists of the last cut may remain for finals if so directed by show management.
  - l) During warm-up period, horses must be ridden with the same equipment required in the event.

**135. WESTERN ATTIRE** - Conventional Western attire is mandatory. Conventional attire includes long sleeve shirts with collar (band, stand-up, tuxedo, etc.) western hat and cowboy boots. The hat must be on the rider's head when exhibitor enters the show arena. Spurs and chaps are optional.

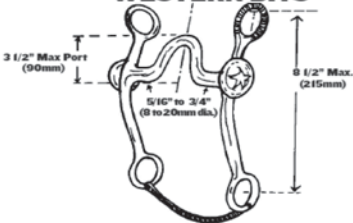
*Typical examples of acceptable bits or bosal*



**ACCEPTABLE CHAIN CURB STRAPS**



**WESTERN BITS**



**LEGAL BIT**

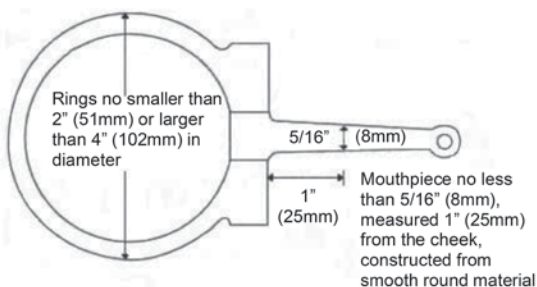


**DONUT BIT**



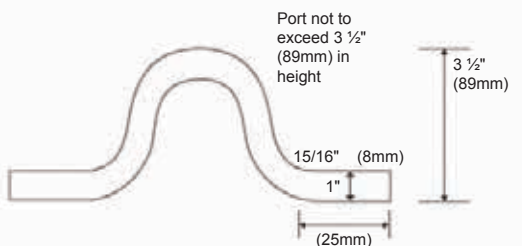
**PRONG BIT**

**ILLEGAL BIT**



### Use of the Bit Gauge.

To be acceptable for use in a class, the mouth piece of the snaffle bit must be a minimum of 5/16" within one inch of the ring. For the purpose of determining whether or not your equipment is acceptable, a bit gauge is available from the NSBA for a \$12 charge.



Mouthpiece no less than 5/16" (8mm) in diameter measured 1" (25mm) from the cheek and must **NOT** be wire wrapped

## 136. ENGLISH EQUIPMENT

In all NSBA Three Year Old or older Hunter Under Saddle classes an English snaffle (no shank), Kimberwick, Pelham, Mylars and/or full bridle (with two reins), all with cavesson nosebands and plain leather brow bands must be used.

- a) Horses are to be shown in a bridle with a plain leather brow band, cavesson noseband and reins. Saddle must be of the Hunting or Forward Seat type. Leather breast collars are optional.
- b) In reference to mouthpieces, nothing may protrude below the mouthpiece (bar). Solid and broken mouthpieces may have a port no higher than 1 1/2". On broken mouthpieces only, connecting rings of 1 1/4" or less in diameter or connecting flat bar of 3/8" to 3/4" (measured top to bottom with a maximum length of 2") and which lie flat in the horse's mouth are acceptable. All mouthpieces must be a minimum of 5/16" in diameter to be measured 1" in from the cheek or ring. Snaffle bit ring may be no larger than 4" in diameter. Any bit having a fixed rein requires use of a curb chain.



---

---

Smooth round, oval or egg-shaped, slow twist, corkscrew, single twisted wire, double twisted wire mouthpieces and straight bar or solid mouthpieces with a maximum of 1 1/2" high ports are allowed.

- c) Bits of any style (pelham, snaffle, and kimberwick) featuring mouthpieces with cathedrals, donuts, prongs, edges, or rough, sharp material shall be cause for elimination. If a curb bit is used, the chain must be at least 1/2" in width and flat against the jaw of the horse.
- d) In all NSBA Two Year Old Hunter Under Saddle classes an English snaffle bit must be used. They must be oval, round, egg-shaped, smooth, in-layed. No mouthpieces can be wrapped in metal. No square stock steel can be used. Slow twists, corkscrew, double and single twisted wires may be used if they are 5/16" in diameter to be measured 1" in from the cheek or ring. Bits may be broken in more than one place. Bits with leverage, such as a kimberwicks pelham, or any bit with shanks, a curb chain, or reins attached to the bit, are not allowed.
- e) Any horse having shown with a NSBA English approved bit is also eligible to show in the Two year old NSBA Western Events.
- f) Optional Equipment
  - 1) English Spurs that are blunt, and no longer than 1".
  - 2) Crops or bats not longer than 30" when jumping.
  - 3) Braiding of mane and/or tail in Hunt Style
  - 4) Saddle pads should fit size and shape to accommodate numbers on both sides. Saddle pads and attachments shall be white or natural. Saddles should be black or brown.
  - 5) Martingales, except in Under Saddle or Hunter Hack classes.
- g) Prohibited Equipment
  - 1) Cable or Metal Tiedowns
  - 2) Splint boots or leg wraps, except in Jumping, Hunt Seat Equitation On The Flat and Equitation Over Fences.
  - 3) Draw reins, except in Jumping as described in Rule #257 i)
  - 4) Rowelled spurs with serrated or notched discs.
  - 5) Tied and/or secured stirrups in any manner, except in EWD classes.
  - 6) Use of inhumane equipment as outlined in Rule #103 b) 3 d)
  - 7) Blinders or Blinkers of any kind during competition. Except in Pleasure Driving.
- h) Illegal training devices are prohibited in the show arena and designated warm-up arena at all times.
- i) All horses entered in the event must be present in the arena prior to the completion of the warm-up period and the horses must be ridden with the same equipment required in the event.
- j) All horses must leave the arena after each section,

---

---

except the finalists of the last cut may remain for finals if so directed by show management.

- k) During warm-up period, horses must be ridden with the same equipment required in the event.
- l) Hunter/Jumper Special Event equipment exceptions as described in Rule #257 i)

### **137. HUNTER OVER FENCES EQUIPMENT**

- a) Standing martingales are permissible in Working Hunter, Jumping and Equitation over Fences classes, but not in Under Saddle or Hunter Hack classes.
- b) Hunter/Jumper Special Event equipment exceptions as described in Rule #257 i).

**138. ENGLISH ATTIRE** - In the Hunter Under Saddle Class, exhibitors and judges should bear in mind that, at all times, entries are being judged on ability and performance rather than on personal attire. However, riders should wear hunt coats of traditional colors such as navy, dark green, grey, black, or brown, free from adornment which in the judge's opinion is overly distracting, breeches of traditional shades (buff, khaki, light gray, rust or canary), high hunt boots and black or brown hunting cap is mandatory. A tie or choker is required. Gloves, legal spurs, and crops or bats are optional. Hair must be neat and contained. Judges must penalize contestants who do not conform.

- a) It is mandatory for riders in all Hunter, Jumper and Equitation Over Fence classes, including Hunter Hack, where jumping is required and when jumping anywhere on the competition ground to wear properly fastened protective headgear that meets ASTM/SEI standards or equivalent international standards for equestrian use. The helmet must also be properly fitted with harness secured. It is optional that any exhibitor may wear a hard hat with harness in all classes. It is mandatory that all Youth/Junior wear an ASTM/SEI approved hard hat with harness during all English classes including flat and over fence classes. It is recommended that Amateurs wear an ASTM/SEI approved hard hat with harness in all English classes.

---

---


**ACCEPTABLE ENGLISH BITS  
FOR ALL AGES**



**SLOW TWIST**



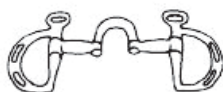
**CORKSCREW**



**DOUBLE TWISTED  
WIRE**



**SINGLE TWISTED  
WIRE**



**CORRECTION BIT**

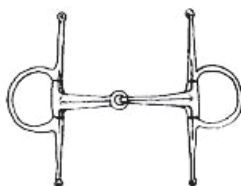


**SNAFFLE BIT WITH  
CONNECTING FLAT BAR**

**UNACCEPTABLE ENGLISH BITS**



**EXCESSIVE PORT**



**TRIANGULAR MOUTH**

---

---

## GAITS

**139. WESTERN GAITS** – NSBA has adopted an order of priority for evaluating western gaits. This hierarchy of consideration must be adhered to by NSBA judges and will be a great aid to exhibitors for how their horses should be presented. Following are the requirements in order of importance.

Correctness

Quality

Degree of difficulty

- a) Concerning correctness, which is the most important element of the hierarchy. Judges must assess if the exhibitor has performed each gait correctly as defined during all or the majority of all of the class in order to have a correct or positive evaluation. For western gaits, correct includes a four beat walk, two beat jog, and three beat lope. The distinctness of the designated cadence for the gait being performed is essential.
- b) Concerning quality, which is the second most important element of the hierarchy and can only be considered positively if the gait performance has complied with the first element of correctness. In evaluating the pleasing characteristics of a gait, among many considerations, judges must consider overall gracefulness, relaxed presentation, expression, top line, softness of movement, consistency, and length of stride, of the performance of a gait.
- c) Concerning degree of difficulty, which is the least important and last element of the hierarchy. This element must only be considered if the requirement for correctness has been met and the combination of correctness and quality allow the performance to be considered for placement. Difficulty is greatly influenced by exhibiting a pleasure horse at a pace and speed that allows for correctness, and best quality of gait for that individual. A performance of a walk that is ground covering and free flowing has a high degree of difficulty. A jog or lope that is performed with a slow rhythm without sacrificing correctness or quality has a high degree of difficulty. Slowness that sacrifices correctness or negatively impacts quality shall be considered incorrect and a poor performance, at best.

It may be helpful to point out this hierarchy while providing a logical way to evaluate gaits may also be adapted to many judging endeavors.

**140.** The following terminology shall apply whenever a specific gait is called for in the Western Events:

a) THE WALK:

- 1) Poor Walk: Is a horse with an uneven pace and no cadence. He has a robot appearance and hesitates. He has no flow, and he may appear intimidated, or appear to march.

---

---

2) Average Walk: Is a horse with a four beat gait, a level top line, and appears relaxed. This done correctly is average.

3) Good Walk: Is a horse with a four beat gait, level top line, and a relaxed appearance yet is bright and attentive; he flows and is soft touching the ground.

**b) THE JOG:**

1) Extremely Poor Jog: This is a horse that cannot perform a two beat gait and appears very uncomfortable in his attempt to accomplish the gait. He does not have any flow or balance in his motion and appears uncomfortable to ride.

2) Very Poor Jog: This is a horse that hesitates or skips a beat in his two beat motion. He does not keep an even and balanced motion with a level top line. A horse must have a true two beat gait to be average. This horse appears to shuffle.

3) Poor Jog: Is a horse with an average motion but exhibits negative characteristics in his performance. Some of the negative characteristics may be walking with the hind legs, dragging the rear toes as he jogs or taking an uneven length of stride with the front and rear legs.

4) Correct or Average Jog: This is a horse with a two beat diagonal gait in which the left front and right hind foot touch the ground simultaneously and the right front and left hind do so also. He has a level top line and a relaxed appearance while being shown with light contact and appears to guide well. This is the standard or average jog.

5) Good Jog: Is a horse with an average motion but exhibits positive characteristics in his performance. Some of these positive characteristics may be balance and self-carriage while taking the same length of stride with the front and rear legs.

6) Very Good Jog: Is a horse that appears very comfortable to ride, always has a consistent two beat gait, is guiding well, and has a relaxed and level top line. He may let his hocks drift back into his tail from time to time, or bends his knee a little, but is obviously soft on the ground.

7) Excellent Jog: This is a horse whose motions seem effortless and very efficient. He swings his legs, yet touches the ground very softly. The horse is confident, yet still soft in his motion. He is balanced and under control. He is flat with his knee and hock and has some cushion in his pastern. His expression is bright and alert and exhibits more lift and self-carriage than the "very good jog".

**c) THE MODERATE EXTENDED JOG:**

1) Poor Extended Jog: This horse never appears to lengthen his stride but just jogs faster. He may also appear to be jarring and rough to ride.

- 
- 
- 2) Average Extended Jog: Is a horse who when asked to extend, moves up in his pace and still appears smooth to sit on.
  - 3) Good Extended Jog: Is a horse who when asked to extend has an obvious lengthening in his stride with a slight increase in his pace making him more versatile. This horse is still smooth but appears to have more length with less effort being exerted.
- d) THE LOPE:
- 1) Extremely Poor Lope: This is a horse that does not have a true three beat gait. He has no flow, no rhythm or balance, appears out of sync, and is obviously not comfortable to ride.
  - 2) Very Poor Lope: Is a horse that may appear to have a three beat gait but has no lift or self-carriage. This horse shuffles, has no flow, and bobs his head, giving the appearance of exerting a great deal of effort to perform the gait. He also does not appear comfortable to ride.
  - 3) Poor Lope: Is a horse with an average motion but exhibits negative characteristics in his performance. Some of these negative characteristics may be head bobbing, not completing the stride with the front leg and leaving the outside hock well behind the horse's buttocks. An over-canted horse generally displays these negative characteristics.
  - 4) Correct or Average Lope: This is a horse that has a true three beat gait, with a level top line and very little head and neck motion. The horse has a comfortable motion and is relatively straight (not over-canted). He glides well, and has a relaxed appearance. This is the standard or average lope.
  - 5) Good Lope: Is a horse with an average motion but exhibits positive characteristics in his performance. Some of these positive characteristics may be balance and self-carriage, a steady top-line, responsiveness to the rider's aids and a relaxed appearance.
  - 6) Very Good Lope: This is a horse that appears to have more lift and flow than the average horse. He also has a strong but smooth drive from behind. He may bend his knee a little, or allow his off lead hind leg or drive leg to fall behind into his tail, yet he still has a level top-line, exhibits self-carriage with a relaxed appearance and appears comfortable to ride.
  - 7) Excellent Lope: This horse rounds his back and has a strong deep stride and a flat swing with his front legs. He swings his legs correct and long yet seems to do it effortlessly. He keeps a very level top-line; his hocks don't drift behind into his tail. This horse has a relaxed yet alert and confident appearance. This is a very spe-

---

---

cial horse that is correct, yet soft. This horse has a great degree of lift and self-carriage.

e) THE TOP-LINE:

- 1) Poor Top-Line: The horse's head may be too high or too low. If the horse's head is consistently higher than his eye level with his withers, his back becomes hollow and he loses his drive from behind. When his head is consistently lower than his ear level with his wither, he becomes heavy on his forehand and has no lift or flow. In both cases the horse loses his self-carriage and appears to struggle.
- 2) Average Top-Line: A horse who generally displays a level top-line with the tip of the ear level with the wither at the lowest point or his eye level with the wither at the highest point but is inconsistent with his head carriage.
- 3) Good Top-Line: This horse will display a level top-line with the tip of the ear level with the wither at the lowest point or his eye level with the wither at the highest point. He also displays a consistent top-line that exhibits self-carriage.

f) THE BACK UP:

- 1) Poor Back Up: This horse appears resistant or heavy in front. He may gap his mouth, throw his head or back crooked.
- 2) Average or Correct Back Up: ~~This horse should back straight at least one horse length quietly.~~ The back should be straight, smooth and fluid without resistance and be a minimum of 2 strides or 4 steps with the front legs. This should be done smoothly with light contact and without hesitation.
- 3) Good Back Up: This horse will display balanced and smooth flowing movements, self-carriage, and look to be a pleasure to ride. The horse should back straight at least one horse length a minimum of 2 strides or 4 steps with the front legs quietly and without gapping his mouth. This should be done smoothly with light contact and without hesitation.

g) Horses must be sound of limb.

#### 141. HUNTER UNDER SADDLE GAITS

The following terminology shall apply whenever a specific gait is called for in the Hunter Under Saddle and Hunter Over Fences:

a) THE WALK:

- 1) Poor Walk: This horse may have an uneven pace that lacks a four beat cadence or have a stop and start or robotic appearance that resembles a march. He may appear nervous and on the muscle or intimidated and fearful of going forward. He may anticipate or try to jog or break or he may appear dull, bored and listless dragging his legs and losing rhythm and flow.

- 
- 
- 2) **Average Walk:** The horse will walk with a four beat gait, a balanced top line and a relaxed appearance. He may slow down some but still maintains forward motion. He keeps his body straight and has cadence and rhythm. All of this done correctly and with manners is average.
  - 3) **Good Walk:** This horse has a four beat, a balanced and comfortable top line, relaxed demeanor and appears bright and attentive. He maintains rhythm, flow and cadence and travels straight with light contact from the reins. He reaches from his shoulder and tracks up from behind with his reaching legs staying close to the ground. His feet enter the ground softly and maintain the same pace coming out of the ground as he has going into it.
- b) THE TROT:**
- 1) **Extremely Poor Trot:** This is a horse that cannot seem to do a two beat gait and appears very uncomfortable in his attempt to accomplish it. He does not have any flow or balance in his motion and appears uncomfortable to ride. He may be weak and sloppy in his hocks causing a loss of forward motion or use his hocks loosely or too far back causing a loss of cadence and rhythm. This also could be a horse that is misbehaving and is unwilling to perform the gait properly and therefore is not exhibiting acceptable motion.
  - 2) **Very Poor Trot:** This is a horse that may have an uneven cadence or be unwilling to go forward. He may not keep an even and balanced motion with a level top line. This horse may appear quick legged or seem to move in an up and down fashion or may be on the muscle looking nervous and tense or he may be on a loose and sloppy rein causing a lack of collection or to travel heavy on the forehand. He may cover the ground by taking more frequent steps instead of correctly increasing the length of the strides.
  - 3) **Poor Trot:** This is a horse with an average motion, exhibiting negative characteristics in their performance. For example, this horse may have an average trot gait but have a dull, unhappy or resentful expression.
  - 4) **Correct or Average Trot:** This horse has a two beat diagonal gait in which the left front and right hind foot touch the ground simultaneously and the right front and left hind do so also. This is the standard trot and a horse **MUST** have a true two beat gait to be "average" or any of the levels higher than "average". He has a level top line, with a relaxed appearance and pleasant expression, is shown on light contact and appears to go in a forward, obedient manner.
  - 5) **Good Trot:** This is a horse with an average motion, exhibiting positive characteristics in their



---

---

performance. For example, this horse may have an average trot gait but have excellent manners and expression with ears forward and appearing bright but relaxed and calm.

- 6) **Very Good Trot:** This is a horse that appears very comfortable to ride, always has a consistent rhythmic cadenced two beat gait, is guiding well and has a relaxed and level top line. He has a good forward stride with balance and impulsion. Compared to the excellent horse he may not have as much stride as he may not have the degree of drive off the hindquarters or as much reach with his shoulders. He may bend his knees or flex his pasterns a little but he is still obviously soft, smooth and relaxed. He has an attentive and calm appearance with a pleasant expression and maintains light bit contact.
  - 7) **Excellent Trot:** This horse's motions seem effortless and efficient. He utilizes his top line by rounding his back and driving evenly off his hind legs creating impulsion and suspension while still remaining soft and controlled. He takes long ground covering steps with deliberate full strides and stays close to the ground. He reaches from his shoulder and is flat with his knee and extends his leg forward and seems to enter the ground toe first, even though it actually lands flat. His drive from his hocks allows his hind leg to step into or in front of where his front foot left the ground using full extension of the stride. This horse is balanced, has a level top line and has an even rhythm and cadence. He has excellent manners and great expression appearing relaxed and happy, soft in his poll, jaw and mouth and is shown on light contact.
- c) **THE EXTENDED TROT:**
- 1) **Poor Extended Trot:** This horse never appears to lengthen his stride but just trots faster. He may also appear to be jarring and rough to ride.
  - 2) **Average Extended Trot:** Is a horse who when asked to extend, moves up in his pace and still appears smooth to post on.
  - 3) **Good Extended Trot:** Is a horse who when asked to extend has an obvious lengthening in his stride with a slight increase in his pace making him more versatile. This horse is still smooth but appears to have more length with less effort being exerted.
- d) **THE CANTER:**
- 1) **Extremely Poor Canter:** This is a horse that does not have a true three beat gait. He has no cadence, no rhythm, and no balance, appears out of sync and obviously is not comfortable to ride. This may also be a horse that is misbehaving and is unwilling to perform the gait prop-

---

---

erly and therefore is not exhibiting acceptable motion.

- 2) **Very Poor Canter:** This is a horse that may appear to have a three beat gait but lacks self carriage. He may be flat in that he has either not rounded his back, or failed to engage his hindquarters and therefore lacks drive, impulsion and suspension. He may be weak hocked causing him to pull himself forward with his front end or he may not be balancing off his hindquarters causing him to be heavy on his forehead. This horse may lack forward motion, smoothness of gait, or consistency of speed. He may not use his shoulders properly causing excessive knee action. He may be showing on loose reins and be strung out and lacking collection or be nervous and on the muscle causing a shortening or quickening of stride.
- 3) **Poor Canter:** This is a horse with an average motion, exhibiting negative characteristics in his performance. For example, this horse may have an average canter but be lacking in expression or lack consistency in his top line.
- 4) **Correct Or Average Canter:** This horse has a true three beat gait with a level top line, and a comfortable motion. This is the standard canter and a horse **MUST** have a true three beat gait to be considered "average" or any of the levels higher than "average". He is shown on light contact and is responsive to his rider and has a relaxed appearance with a pleasant expression.
- 5) **Good Canter:** This is a horse with an average motion, exhibiting positive characteristics in his performance. For example, this may be a horse with an average canter gait but has great expression, consistency and lovely manners.
- 6) **Very Good Canter:** This is a horse that has more style, drive, impulsion and suspension than the average horse. He has a strong but smooth drive from behind. He may bend his knee a little or not have quite the length of stride of the excellent horse, yet he still has a level top line and relaxed appearance, is correct and appears to be comfortable to ride. He has a pleasant expression and is responsive to his rider and shown with light bit contact.
- 7) **Excellent Canter:** This is a horse that utilizes his top line by rounding his back, engaging his hindquarters to drive his hind legs deep underneath him creating impulsion and suspension in his motion. He has a strong, deep, forward stride behind and an equally forward, flat-kneed reach with his front legs. He appears effortless and totally in control of his motion with great self-carriage. He creates energy yet stays soft and responsive to his rider. His weight is dis-

---

---

tributed properly onto his hindquarters and he moves with long, slow strides. He gives the appearance that, if asked, he could easily lengthen his stride and correctly perform a hand gallop. This horse has a great degree of suspension, impulsion and elasticity to his movement. He has great expression with ears forward and is consistent, relaxed and confident with light bit contact.

- e) **HAND GALLOP:** should be a definite lengthening of stride with noticeable difference in speed. Horses should be under control at all times and be able to pull-up (not a sliding stop). If asked to pull-up, after the halt, riders must relax the reins and the horse must stand quietly.
- f) **THE BACK:**
- 1) **Poor Back Up:** This horse may resist the back, be heavy in front, gap his mouth, or throw his head. He may back to one side, or swerve from side to side. He may anticipate and become nervous and fretful or back before asked. He may push his jaw outward into the bit as a show of resistance or may duck behind the bit becoming way behind vertical.
  - 2) **Average or Correct Back Up:** ~~This horse should back straight at least one horse length quietly.~~ The back should be straight, smooth and fluid without resistance and be a minimum of 2 strides or 4 steps with the front legs. This should be done ~~smoothly~~ with light contact and without hesitation.
  - 3) **Good Back Up:** This horse will be quietly responsive to the rider and will soften at the poll and relax his mouth to the bit. He will display balanced, smooth flowing movements and back with an even rhythm maintaining a straight line. This should be accomplished maintaining light contact.
- g) Horses must be sound of limb.

#### 142. RANCH HORSE GAITS

The following terminology shall apply whenever a specific gait is called for in the Ranch events.

- a) **WALK:** The walk is a natural, flat footed, four-beat gait. The gait is rhythmic and ground-covering. As in all gaits, the horse should display a level, or slightly above level topline with a bright, attentive expression.
- b) **TROT:** The trot is a natural two-beat gait demonstrating more forward motion than the western jog.
- c) **EXTENDED TROT:** The extended trot is an obvious lengthening of the stride with a definite increase in pace. The horse should be moving in a manner as if it were covering a large area on a ranch with an above level topline.
- d) **LOPE:** The lope is a three-beat gait. The lope

- should be relaxed and smooth with a natural, forward moving stride.
- e) **EXTENDED LOPE:** The extended lope is not a run or a race but should be an obvious lengthening of the stride, demonstrating a forward, working speed. The horse should display an above level topline with a bright, attentive expression.
  - f) **THE BACK:** ~~The horse should back straight at least one horse length quietly and without gapping his mouth.~~ The back should be straight, smooth and fluid without resistance and be a minimum of 2 strides of 4 steps with the front legs. This should be done ~~smoothly~~ with light contact and without hesitation.
  - g) Horses must be sound of limb.

## **WESTERN EVENTS ATTIRE**

143. Conventional western attire is mandatory as described under NSBA rules for Western Attire (Rule #135).

### **GAITS**

144. Gaits are to be judged according to the NSBA rules for Western Gaits (Rules #139-140).

## **Acceptable and Not Acceptable Hand Positions When Riding Two Handed**

145. Horses may be shown in a snaffle bit or hackamore with both hands on the reins or with one hand on the reins, as long as that hand is not be changed. The tails of the reins must be crossed on the opposite side of the neck when riding with two hands on split reins. Closed reins (example mecate) may not be used with a snaffle bit. Rider's hands should be carried near the pommel and not further than four (4) inches (10.16cm) out on either side of the saddle horn with very limited movement.

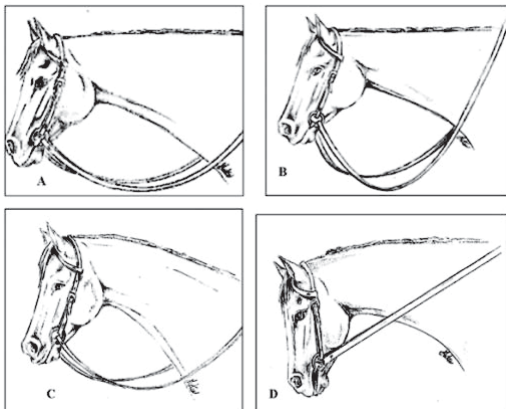
*Examples of Acceptable Hand Positions B & C*



*Examples of Unacceptable Hand Positions A  
These hand positions should be severely penalized.*



*Examples of Head and Rein Positions*



- A. Proper head and rein position.
- B. Acceptable: should be rewarded if head carriage is normal.
- C. Not acceptable: head in improper position - should be severely penalized.
- D. Not acceptable: reins too tight - straight line from bit to hands - should be severely penalized.

## **WESTERN PLEASURE**

- 146.** A Western Pleasure horse should be what the name emphasizes, a pleasure to ride. He should exhibit a free flowing stride with self carriage, smooth gaits and transitions.

## **JUDGING**

- 147.** In judging Western Pleasure credit is to be given to the horse that under light control and without intimidation goes forward with comfort, self carriage, confidence, willingness, and a balanced fluid stride. To evaluate these things a judge should look for these six characteristics: cadence and rhythm, topline and expression, consistency and length of stride, in that order.
- a) Cadence is defined as: The accuracy of a horse's footfalls at any given gait.
  - b) Rhythm is defined as: The speed of those footfalls at any given gait.

- 
- 
- c) The Topline: The head and neck should be carried in a relaxed, natural position, compatible with the horse's conformation. The head should not be carried behind the vertical, giving the appearance of intimidation or be excessively nosed out, giving a resistant appearance.
  - d) Expression should have a pleasant look with clear bright eyes and a willing attitude.
  - e) Consistency is defined as: The ability to maintain the same topline, cadence and rhythm in each gait throughout the class.
  - f) Length of stride should be of a reasonable length in relation to that horse's conformation with a full extension of the limbs.

The winner of any Western Pleasure class should be the horse that best combines these 6 (six) characteristics. Cadence and rhythm should always be first and most important in evaluating a western pleasure horse.

- 148.** All horses will be judged as pleasure horses at the walk, jog, lope and back as well as on all transitions. Horses must work both ways of the ring at three gaits to demonstrate their ability with different leads. At the option of the judge, horses may be asked to extend the walk, jog and lope one or both ways of the ring. It is mandatory that a moderate extension of the jog be asked for in at least one direction with the exception of Novice Non Pro, 50 and Over Non Pro, Limited Non Pro and Two Year Old classes. The exception includes Novice, Select and Youth 13 & under or corresponding Breed classes under Dual Approval. However, the moderate extension of the jog remains optional in the above classes. A moderate extension of the jog is a definite two beat lengthening of stride and covering more ground. Cadenced and balanced with smoothness is more essential than speed. Riders should sit at the moderate extension of the jog. Lope with forward motion will become the only gait recognized as a lope. Horses are required to back easily and stand quietly. Horses must reverse to the inside (away from the rail). They may be required to reverse at the walk or jog, at the discretion of the judge, but shall not be asked to reverse at the lope. Passing is permissible as long as the horse maintains a proper and even cadence and rhythm.
- a) Horses are not to be called into the center of the arena from a jog or a lope.
  - b) A tight rein or excessive slack is at no time acceptable. Head carriage should be quiet and comfortable.
  - c) A pleasure horse should be a happy horse and a natural horse. Emphasis shall be placed on good movers, manners, and attitude, as reflected in the horse's ears, mouth, tail and way of going. Judges shall be instructed to pay particular attention to

---

---

the above mentioned and any attempt to alter the above shall be severely penalized.

- d) When entering a warm-up, class or cut, if a horse's mouth, nose or jaw or any other area touched by the bit or bosal shows signs of broken skin, rawness or bleeding, at the discretion of the show steward or judge, the exhibitor will be disqualified from that class. Prior to the judge's final placing, he/she must inspect the noses, mouths, jaws, and bodies of the horse for raw or abused areas. If a horse's mouth, nose or jaw or any other area shows signs of broken skin, rawness or bleeding, the horse will be eliminated from the class.
- e) The same judges must judge all horses in a go-round.
- f) **IMPORTANT:** As long as horses with naturally longer strides are performing the gaits correctly, they should NOT be penalized for passing other horses.

#### 149. FAULTS

- a) To be scored according to severity:
  - 1) Quick, short vertical strides
  - 2) Being on the wrong lead
  - 3) Break of gait
  - 4) Excessive speed at any gait
  - 5) Excessive slowness at any gait, loss of forward momentum
  - 6) Failure to take the appropriate gait in a timely manner when called for
  - 7) Head carried too high
  - 8) Head carried too low (Tip of ear consistently below the withers)
  - 9) Overflexing or straining neck in head carriage so the nose is carried behind the vertical
  - 10) Excessive nosing out
  - 11) Loss of forward motion during transitions or in the reverse
  - 12) Opening mouth excessively
  - 13) Stumbling
  - 14) A horse which appears sullen, dull lethargic, emaciated, drawn or overly tired
  - 15) A back that is poor, reluctant or with hesitation
  - 16) Overly canted at the lope. (Outside hind leg consistently carried further in than inside front leg)
  - 17) Reins overly draped
  - 18) Touching horse or saddle with free hand
  - 19) Contact with spurs forward of the cinch
  - 20) Loss of cadence at any gate
  - 21) Excessive movement of the topline at the lope
- b) To be severely penalized:
  - 1) Blatant disobedience

#### 150. DISQUALIFICATIONS

- a) Changing hands or two hands on reins, except when showing with a hackamore or snaffle bit
- b) More than one finger between the reins
- c) Overflexing or straining neck in head carriage so

- 
- 
- the nose is carried behind the vertical consistently
- d) Fall to the ground by horse and/or rider. Refer to Rule #128 j)
  - e) Failure to back more than 2 strides or 4 steps with the front legs.
  - f) Excessive schooling or training.

## TRAIL

151. Trail will be judged on the performance of the horse over obstacles with emphasis on movement, smoothness in gaits and transitions and willingness to execute the maneuvers with a willing attitude. Horses shall be penalized for artificial appearance over the obstacles.

## THREE YEAR OLD TRAIL EQUIPMENT

152. In all NSBA Three Year Old Trail classes entrants must use a snaffle or bosal.

## CLASS FORMAT

153.

- a) Management, when setting courses, should keep in mind that the idea is not to trap a horse, or eliminate it by making an obstacle too difficult. All courses and obstacles are to be constructed with safety in mind so as to eliminate any accidents. If difficult courses are set, Junior Trail should be less difficult. When the distances and spaces are measured between all obstacles, the inside base to inside base measurement of each obstacle considering the normal path of the horse, should be the measuring point. Enough space must be provided for a horse to jog [at least 30 feet (9 meters)] and lope [at least 50 feet (15 meters)] for the judges to evaluate these gaits.
- b) If disrupted, the course shall be reset after that horse has worked. In the case that a combination of obstacles is used, the course cannot be reset until the contestant finishes the entire course regardless of where any disruption occurs.
- c) At least six obstacles must be used, three of which must be from the mandatory list of obstacles and at least three different ones selected from the list of optional obstacles.
- d) Mandatory obstacles:
  - 1) Opening, passing through, and closing gate. (Losing control of gate is to be penalized.) Use a gate, which will not endanger horse or rider. If the gate has a metal, plastic or wooden support bar under the opening, contestants must work the gate moving forward through it.
  - 2) Ride over at least four logs or poles. These can be in a straight line, curved, zigzag or raised. The space between the logs is to be measured and the path the horse is to take should be the measuring point. Trot overs and lope overs can-



- 
- 
- not be elevated in novice classes. All elevated elements must be placed in a cup, notched block, or otherwise secured so they cannot roll. The height should be measured from the ground to the top of the element. Spacing for walkovers, trot overs, and lope overs should be as follows or increments thereof.
- a. The spacing for walkovers shall be 20" to 24" (40 cm to 60 cm) and may be elevated to 12" (30 cm). Elevated walkovers should be set at least 22" (55 cm) apart.
  - b. The spacing for trot overs shall be 3' to 3'6" (90cm-105cm) and may be elevated to 8" (20 cm).
  - c. The spacing for lope overs shall be 6' to 7' (1.8 to 2.1 meters) or increments thereof, and may be elevated to 8" (20 cm).
- 3) Backing obstacle. Backing obstacles to be spaced a minimum of 28" (70 cm). If elevated, 30" (75 cm) spacing is required. Entrants cannot be asked to back over a stationary object such as a wooden pole or metal bar.
- a. Back through and around at least three markers.
  - b. Back through L, V, U, straight, or similar shaped course. May be elevated no more than 24" (60 cm).
- e) Optional obstacles, but not limited to:
- 1) Water hazard (ditch or small pond). No metal or slick bottom-boxes will be used.
  - 2) Serpentine obstacles at walk or jog. Spacing to be minimum of 6' (1.8 meters) for jog.
  - 3) Carry object from one part of arena to another. (Only objects which reasonably might be carried on a trail ride may be used.)
  - 4) Ride over wooden bridge. (Suggested minimum width shall be 36" (90 cm) wide and at least 6' long). Bridge should be sturdy, safe and negotiated at a walk only.
  - 5) Put on and remove slicker.
  - 6) Remove and replace materials from mailbox.
  - 7) Side pass (may be elevated to 12" (30 cm) maximum).
  - 8) An obstacle consisting of four logs or rails, laid in a 5' to 7' square. Each contestant will enter the square by riding over log or rail as designated. When all four feet are inside the square, rider should execute a turn, as indicated.
  - 9) Any other safe and negotiable obstacle, which could reasonably be expected to be encountered on a trail ride and meets the approval of the judge may be used.
  - 10) A combination of two or more of any obstacle is acceptable.
- f) Unacceptable obstacles:
- 1) Tires

- 
- 
- 2) Animals
  - 3) Hides
  - 4) PVC pipe
  - 5) Dismounting
  - 6) Jumps
  - 7) Rocking or moving bridges
  - 8) Water box with floating or moving parts
  - 9) Flames, dry ice, fire extinguisher, etc.
  - 10) Logs or poles elevated in a manner that permits such to roll.
  - 11) Ground ties
- g)** The judge must walk the course and has the right and duty to alter the course in any manner. The judge may remove or change any obstacle he deems unsafe or non-negotiable. If at any time a trail obstacle is deemed to be unsafe by the judge, it shall be repaired or removed from the course. If it cannot be repaired and horses have completed the course, the score for that obstacle shall be deducted from all previous works for that class.
- h)** The Green and Three Year Old Trail course should be designed for the entry-level horse. Ample space should be used to execute the obstacles. The following are the guidelines that are recommended for the green and three year old class:
- 1) Walk overs set at 24" or intervals thereof
  - 2) Trot overs set at 3' or intervals thereof
  - 3) Lope overs set at 6' or intervals thereof
  - 4) Back through set at 36" minimum
  - 5) Serpentine at jog set (straight line) at 12' minimum
  - 6) Trotovers and lopeovers cannot be elevated in Green, Novice and Three Year Old classes.

## JUDGING

154.

- a)** This class will be judged on the performance of the horse over obstacles, with emphasis on manners, response to the rider, and quality of movement. Credit will be given to horses negotiating the obstacles with style and some degree of speed, providing correctness is not sacrificed. Horses should receive credit for showing attentiveness to the obstacles and the capability of picking their own way through the course when obstacles warrant it, and willingly responding to the rider's cues on more difficult obstacles.
- b)** Horse shall be penalized for any unnecessary delay while approaching or negotiating the obstacles. Horses with artificial appearance over obstacles should be penalized.
- c)** Horses must not be required to work on the rail. The course must be designed, however, to require each horse to show the three gaits (walk, jog, lope) somewhere between obstacles as a part of its work

---

---

and quality of movement and cadence should be considered as part of the maneuver score. While on the line of travel between obstacles, the horse shall be balanced, carrying his head and neck in a relaxed, natural position, with the poll level with or slightly above the withers. The head should not be carried behind the vertical, giving the appearance of intimidation, or be excessively nosed out, giving a resistant appearance. Gait between obstacles shall be at the discretion of the judge.

- d) The course to be used must be posted at least one hour before scheduled starting time of the class.
- e) Scoring will be on the basis of 0-infinity, with 70 denoting an average performance. Each obstacle will receive an obstacle score that should be added or subtracted from 70 and is subject to a penalty that should be subtracted. Each obstacle will be scored on the following basis, ranging from +1 ½ to -1 ½ : -1 ½ extremely poor, -1 very poor, -1/2 poor, 0 correct, +1/2 good, +1 very good, +1 ½ excellent. Obstacle scores are to be determined and assessed independently of penalty points. Penalties should be assessed per occurrence as follows:
  - f) The following deductions will result:
    - 1) 0 – SCORE
      - a. Use of more than one finger between reins
      - b. Use of two hands (except in Snaffle Bit or Bosal classes designated for two hands) or changing hands on reins; except for junior horses shown with bosal or snaffle bit, only one hand may be used on the reins, except that it is permissible to change hands to work an obstacle.
      - c. Use of romal other than as outlined: Whenever this handbook refers to romal, it means an extension of braided material attached to closed reins. This extension shall be carried in the free hand with a 16" (40 cm) spacing between the reining hand and the free hand-holding the romal. When using romal reins, the rider's hand shall be around the reins with the wrist kept straight and relaxed, the thumb on top and the fingers closed lightly around the reins. When using a romal, no fingers between the reins are allowed.
      - d. Performing the obstacles incorrectly or other than in specified order
      - e. No attempt to perform an obstacle
      - f. Equipment failure that delays completion of pattern
      - g. Excessively or repeatedly touching the horse on the neck to lower the head
      - h. Entering or exiting an obstacle from the incorrect side or direction
      - i. Working the obstacle the incorrect direction:

- 
- 
- including overturns of more than 1/4 turn
- j. Failure to work an obstacle in any manner other than how it's described by the course
  - k. Third cumulative refusal, balk or evading an obstacle by shying or backing
  - l. Failure to ever demonstrate correct gait between obstacle as designated
  - m. Failure to follow the correct line of travel between obstacles
  - n. Faults, which will be cause for disqualification, except in Novice Amateur or Novice Youth classes, which shall be faults, score according to severity:
    - 1) Head carried too low (tip of ear below the withers consistently)
    - 2) Over-flexing or straining neck in head carriage so the nose is carried behind the vertical consistently.
  - o. Excessive schooling, pulling, turning or backing anywhere on course.  
Failure to open and shut gate or failure to complete gate (except for Novice classes where they place below all who complete course correctly).
- 2) ONE-HALF (1/2) POINT
- a. Each tick of log, pole, cone, plant or any component of the obstacle
- 3) ONE POINT
- a. Each bite of or hit of or stepping on a log, pole, cone, plant or any component of the obstacle
  - b. Incorrect or break of gait at walk or jog for two strides or less
  - c. Both front or hind feet in a single-strided slot or space at a walk or jog
  - d. Skipping over or failing to step into required space
  - e. Split pole in lope-over
- 4) THREE POINT
- a. Incorrect or break of gait at walk or jog for more than 2 strides
  - b. Out of lead or break of gait at lope (except when correcting an incorrect lead)
  - c. Knocking down an elevated pole, cone, barrel, plant obstacle, or severely disturbing an obstacle.
  - d. Stepping outside the confines of, falling or jumping off or out of an obstacle with one foot once the foot has entered obstacle; including missing one element of an obstacle on a line of travel with one foot
- 5) FIVE POINT
- a. Holding saddle with either hand
  - b. Dropping slicker or object required to be carried on course
  - c. First or second cumulative refusal, balk, or evading an obstacle by shying or backing

- 
- 
- d. Letting go of gate or dropping rope gate
  - e. Use of either hand to instill fear or praise
  - f. Stepping outside the confines of, falling or jumping off or out of an obstacle with more than one foot once the foot has entered obstacle; including missing one element of an obstacle on a line of travel with more than one foot
  - g. Blatant disobedience (including kicking out, bucking, rearing, striking)
- 6) Faults, which occur on the line of travel between obstacles, scored according to severity:
- a. Head carried too high
  - b. Head carried too low (tip of ear below the withers)
  - c. Over-flexing or straining neck in head carriage so the nose is carried behind the vertical
  - d. Excessive nosing out
  - e. Opening mouth excessively

## WESTERN RIDING

155. Western Riding is an event where the horse is judged on quality of gaits, flying lead changes at the lope, response to the rider, manners, and disposition. The horse should perform with reasonable speed and be sensible, well-mannered, free and easy moving.

## CLASS FORMAT

156. The judge will select the pattern to be used and will be responsible for the pattern being set correctly. The pattern will be selected from either the nine regular patterns or the six green patterns.

## JUDGING

- 157.
- a) Credit will be given for, and emphasis placed on smoothness, even cadence of gaits (i.e., starting and finishing pattern with the same cadence), and the horse's ability to change leads precisely, easily and simultaneously both hind and front at the center point between the markers. The horse should have a relaxed head carriage showing response to the rider's hands, with a moderate flexion at the poll. Horses may be ridden with light contact or on a reasonably loose rein. The horse should cross the log both at the jog and the lope without breaking gait or radically changing stride.
  - b) On the pattern:
    - 1) The small circles represent pylon markers, which are recommended. These should be separated by a uniform measured distance of not less than 30' (9 meters) and not more than 50' (15 meters) on the sides with 5 markers (see di-

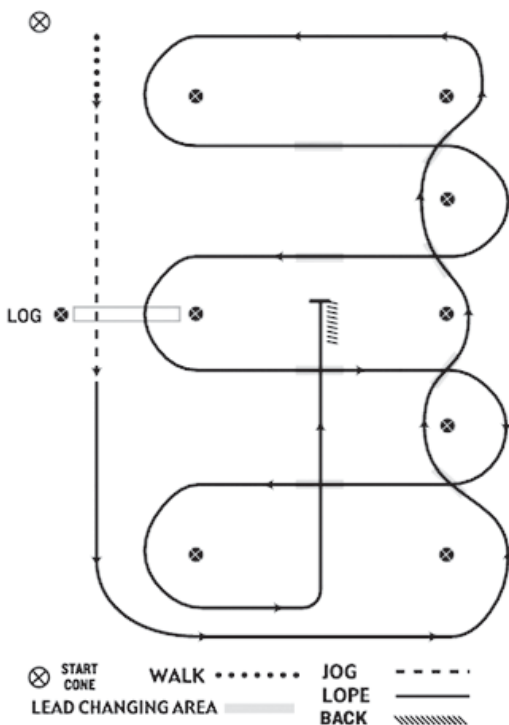
- 
- 
- agram). In pattern one, the three markers on the opposite side should be set adjacent to the appropriate markers. It is recommended that the markers be set a minimum of 15' (4 1/2 meters) from the fence and with 50'-80' (15 to 24 meters) width in the pattern, as the arena permits.
- 2) A solid log or pole should be used and be a minimum of 8' (2.5 meters) in length.
  - 3) The long serpentine line represents the direction of travel and gaits at which the horse is to move. The shaded area represents the recommended lead changing area between the markers. The dotted line (...) indicates walk, the dash line (---) jog, and the solid line (\_\_\_) lope.
  - 4) A cone shall be placed along the wall or rail of the arena to designate where the exhibitor should initiate the walk. On pattern 1, the cone should be placed a minimum of 15' before the first pylon. On patterns 2, 3, 4, 5, 6, 7, 8 and 9 the cone should be placed even with the first pylon. The on-deck exhibitor should not go to the start cone until the contestant on pattern has cleared the working area by the start cone for the final time.
- c) Scoring will be on a basis of 0 - 100 with 70 denoting an average performance.
- 1) Scoring guide lines to be considered: points will be added and subtracted from the maneuvers on the following basis, ranging from +1 1/2 to -1 1/2 : -1 1/2 extremely poor, -1 very poor, -1/2 poor, 0 average, +1/2 good, +1 very good, +1 1/2 excellent.
  - 2) Maneuver scores are to be determined independently of penalty points.
- d) A contestant shall be penalized each time the following occur:
- 1) FIVE POINTS
    - a. Out of lead beyond the next designated change area (note: failures to change, including cross-cantering. Two consecutive failures to change would result in two five (5) point penalties).
    - b. Blatant disobedience including kicking out, biting, bucking, and rearing
    - c. Holding saddle with either hand
    - d. Use of either hand to instill fear or praise
  - 2) THREE POINTS
    - a. Not performing the specific gait or not stopping when called for in the pattern, within 10 feet (3 meters) of the designated area
    - b. Simple change of leads
    - c. Out of lead at or before the marker prior to the designated change area or out of lead at or after the marker after the designated change area
    - d. Additional lead changes anywhere in the pat-

- 
- 
- tern (except when correcting an extra lead change or incorrect lead)
- e. In pattern 1, and 6 and Green pattern 1 and 6 failure to start the lope within 30 feet (90 meters) after crossing the log at the jog
  - f. Break of gait at walk or jog for more than two strides
  - g. Break of gait at the lope
- 3) ONE POINT
- a. Hitting or rolling the log
  - b. Out of lead more than one stride either side of the center point and between the markers
  - c. Splitting the log (log between the two front or two hind feet) at the lope
  - d. Break of gait at the walk or jog up to two strides
  - e. Hind legs skipping or coming together during lead change
  - f. Non-simultaneous lead change (front to hind or hind to front)
- 4) ONE-HALF (1/2) POINT
- a. Tick or light touch of the log
- 5) DISQUALIFIED - 0 SCORE
- a. Fall to ground by horse and rider. Refer to Rule #128 j).
  - b. Illegal equipment
  - c. Willful abuse
  - d. Off course
  - e. Knocking over markers
  - f. Completely missing log
  - g. Major refusal - stop and back more than 2 strides or 4 steps with the front legs
  - h. Major disobedience or schooling
  - i. Failure to start lope prior to end cone In pattern 1, and 6 and Green pattern 1 and 6
  - j. Four or more simple lead changes or failures to change leads
  - k. Overturns of more than 1/4 turn
  - l. Faults, that occur on the line of travel between obstacles, which will be cause for disqualification, except in Novice Amateur or Novice Youth classes, which shall be faults, scored according to severity:
    - (1) head carried too low (tip of ear below the withers consistently)
    - (2) Over-flexing or straining neck in head carriage so the nose is carried behind the vertical consistently.
- e) CREDITS
- 1) Changes of leads, hind and front simultaneously
  - 2) Changes at designated point
  - 3) Accurate and smooth pattern
  - 4) Even pace throughout
  - 5) Easy to guide and control with rein and leg
  - 6) Manners and disposition
  - 7) Conformation and fitness
- 
-

- 
- 
- f) The following characteristics are considered faults and should be judged accordingly in the maneuver scores:
- 1) Opening mouth excessively
  - 2) Anticipating signals or early lead changes
  - 3) Stumbling
  - 4) Head carried too high
  - 5) Head carried too low (tip of ear below the withers)
  - 6) Over-flexing or straining neck in head carriage so the nose is carried behind the vertical
  - 7) Excessive nosing out

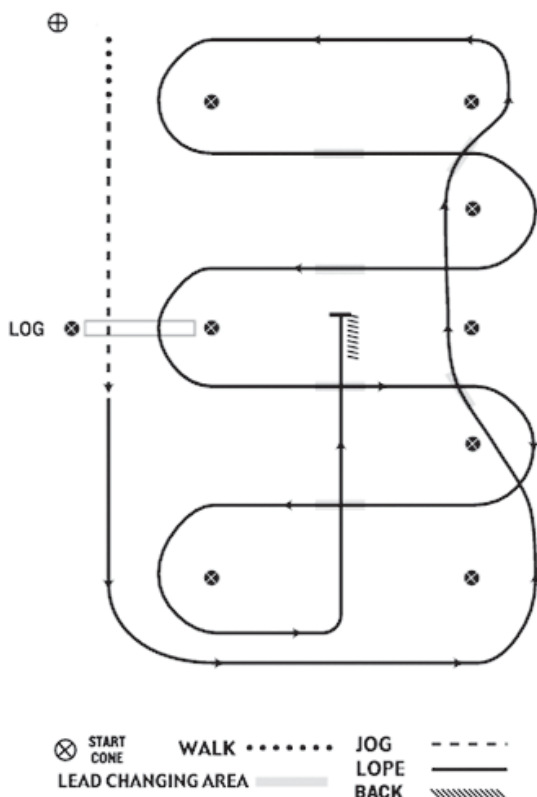


## WESTERN RIDING PATTERN 1



1. Walk at least 15 feet from start cone to the first marker, transition to jog, jog over log.
2. Transition to the left lead & lope around end
3. First line change
4. Second line change
5. Third line change
6. Fourth line change lope around the end of arena
7. First crossing change
8. Second crossing change
9. Lope over log
10. Third crossing change
11. Fourth crossing change
12. Lope up the center, stop & back

WESTERN RIDING PATTERN 1 (GREEN)

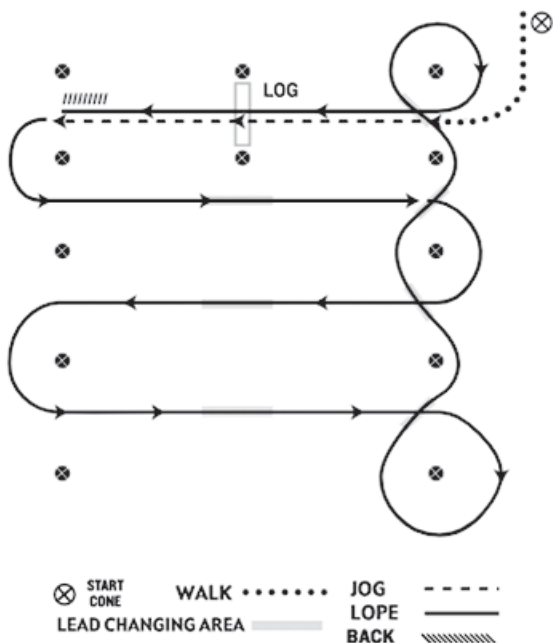


1. Walk at least 15 feet from start cone to the first marker, transition to jog, jog over log.
2. Transition to left lead & lope around end
3. First line change
4. Second line change lope around the end of arena
5. First crossing change
6. Second crossing change
7. Lope over log
8. Third crossing change
9. Fourth crossing change
10. Lope up the center, stop & back

---

---

## WESTERN RIDING PATTERN 2



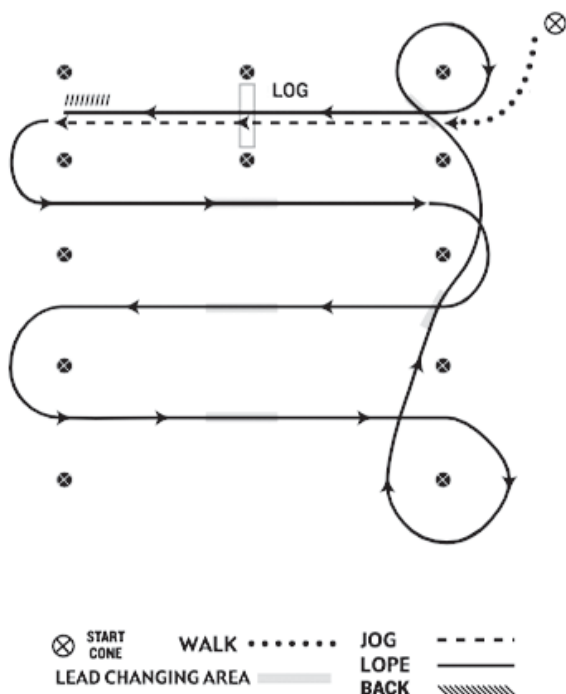
1. Walk at least 15 feet from start cone to the first marker, as drawn, transition to jog, jog over log.
2. Transition to the lope, on the left lead
3. First crossing change
4. Second crossing change
5. Third crossing change
6. Circle & first line change
7. Second line change
8. Third line change
9. Fourth line change & circle
10. Lope over log
11. Lope, stop & back

---



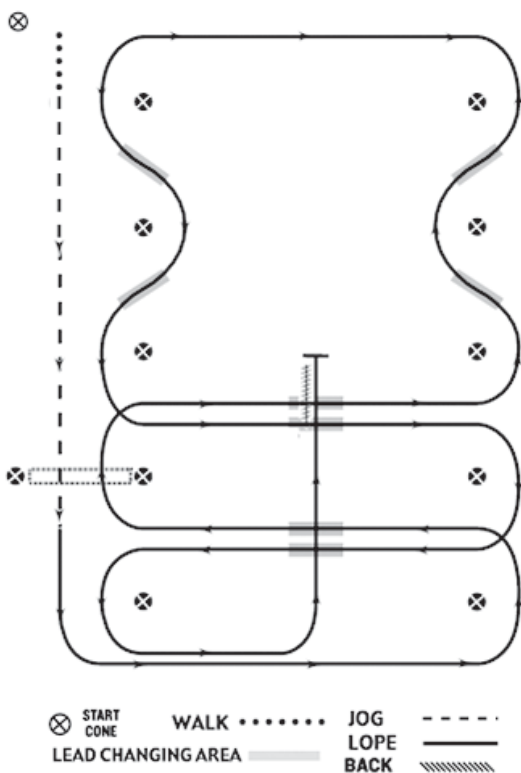
---

## WESTERN RIDING PATTERN 2 (GREEN)



1. Walk at least 15 feet from start cone to the first marker, as drawn, transition to jog, jog over log.
2. Transition to left lead lope
3. First crossing change
4. Second crossing change
5. Third crossing change
6. Circle & first line change
7. Second line change & circle
8. Lope over log
9. Stop & back

## WESTERN RIDING PATTERN 3

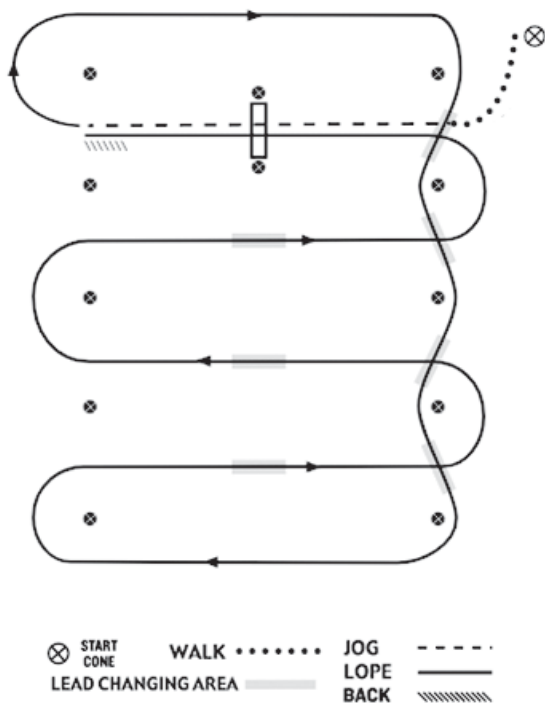


1. Walk at least 15 feet from start cone to the first marker, transition to jog, jog over log.
2. Transition to the lope, on the left lead
3. First crossing change
4. Lope over log
5. Second crossing change
6. First line change
7. Second line change
8. Third line change
9. Fourth line change
10. Third crossing change
11. Fourth crossing change
12. Lope up the center, stop & back

---

---


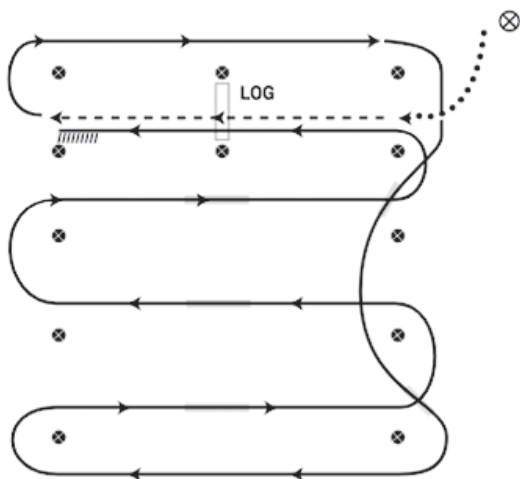
## WESTERN RIDING PATTERN 4



1. Walk at least 15 feet from start cone to the first marker, as drawn, transition to jog, jog over log.
2. Transition to the lope, on the right lead
3. First line change
4. Second line change
5. Third line change
6. Fourth line change
7. First crossing change
8. Second crossing change
9. Third crossing change
10. Lope over log
11. Lope, stop & back

---

WESTERN RIDING PATTERN 4 (GREEN)



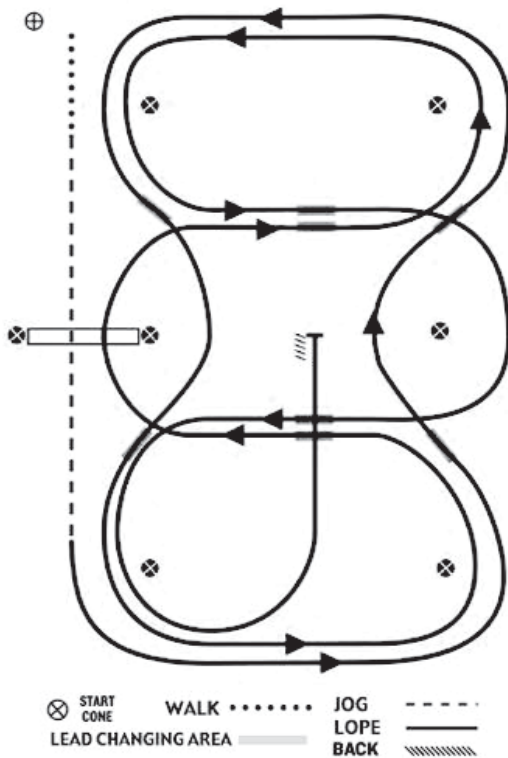
1. Walk at least 15 feet from start cone to the first marker, as drawn, transition to jog, jog over log.
2. Transition to right lead & lope around end
3. First line change
4. Second line change, lope around end of arena
5. First crossing change
6. Second crossing change
7. Third crossing change
8. Lope over log
9. Lope, stop & back

---

---

## WESTERN RIDING PATTERN 5

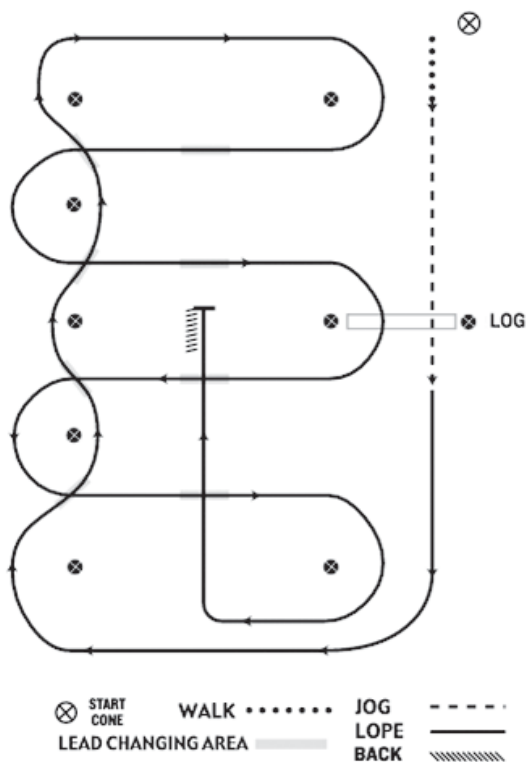
Recommended for Small Arenas



1. Walk at least 15 feet from start cone to the first marker, transition to jog, jog over log.
2. Transition to the lope, on the left lead
3. First line change
4. Second line change
5. Third line change
6. Fourth line change
7. First crossing change
8. Lope over log
9. Second crossing change
10. Third crossing change
11. Fourth crossing change
12. Lope, stop & back

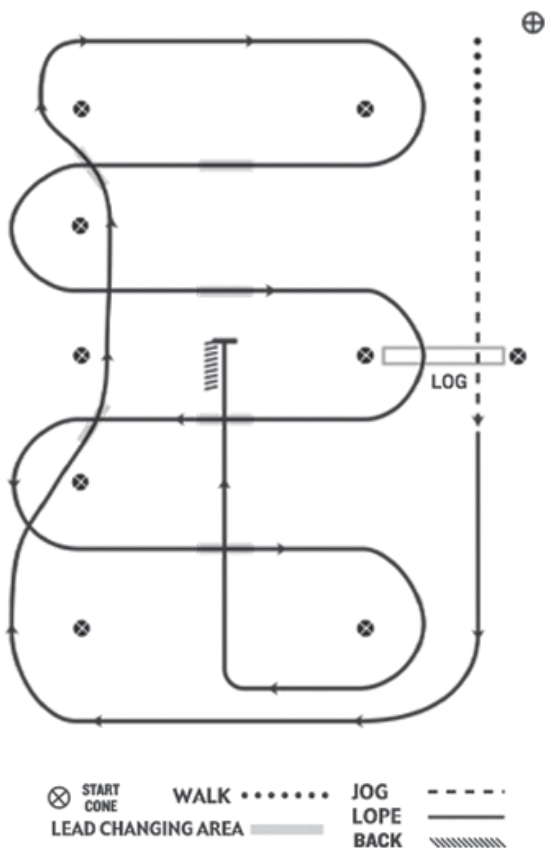


## WESTERN RIDING PATTERN 6



1. Walk at least 15 feet from start cone to the first marker, transition to jog, jog over log.
2. Transition to right lead & lope around end
3. First line change
4. Second line change
5. Third line change
6. Fourth line change lope around the end of arena
7. First crossing change
8. Second crossing change
9. Lope over log
10. Third crossing change
11. Fourth crossing change
12. Lope up the center, stop & back

WESTERN RIDING PATTERN 6 (GREEN)



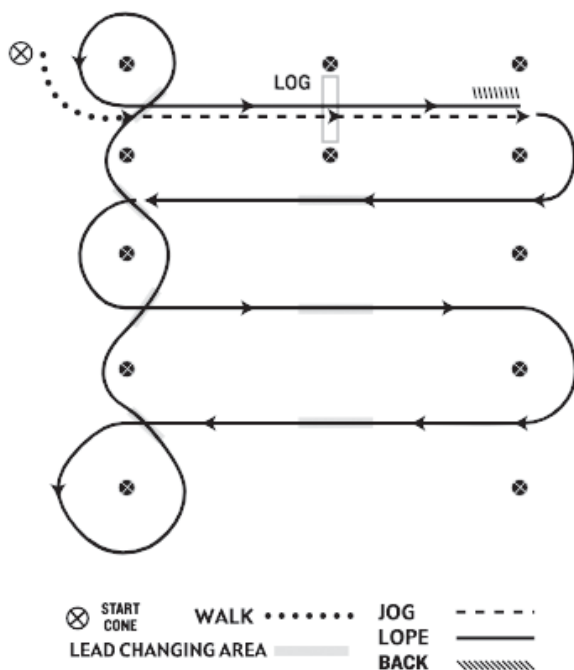
1. Walk at least 15 feet from start cone to the first marker, transition to jog, jog over log.
2. Transition to left lead & lope around end
3. First line change
4. Second line change, lope around end of arena
5. First crossing change
6. Second crossing change
7. Lope over log
8. Third crossing change
9. Fourth crossing change
9. Lope up the center, stop & back

---



---

## WESTERN RIDING PATTERN 7

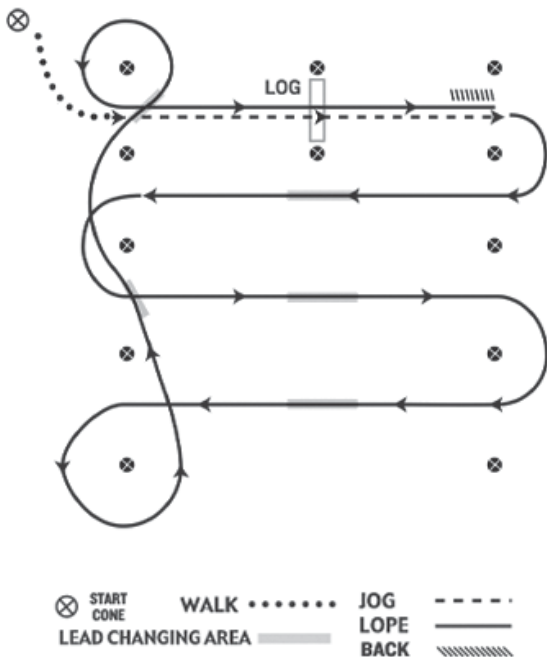


1. Walk at least 15 feet from start cone to the first marker, as drawn, transition to jog, jog over log.
2. Transition to the lope, on the right lead
3. First crossing change
4. Second crossing change
5. Third crossing change
6. Circle & first line change
7. Second line change
8. Third line change
9. Fourth line change & circle
10. Lope over log
11. Lope, stop & back

---


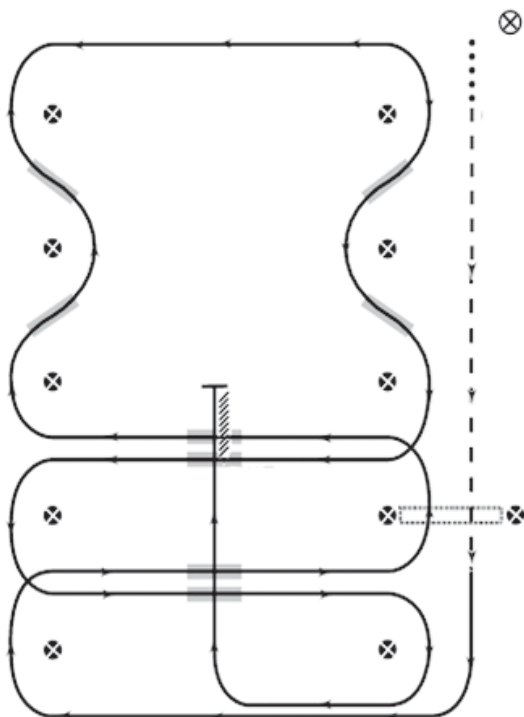
---

WESTERN RIDING PATTERN 7 (GREEN)



1. Walk at least 15 feet from start cone to the first marker, as drawn, transition to jog, jog over log.
2. Transition to left lead lope
3. First crossing change
4. Second crossing change
5. Third crossing change
6. Circle & first line change
7. Second line change & circle
8. Lope over log
9. Stop & back

WESTERN RIDING PATTERN 8

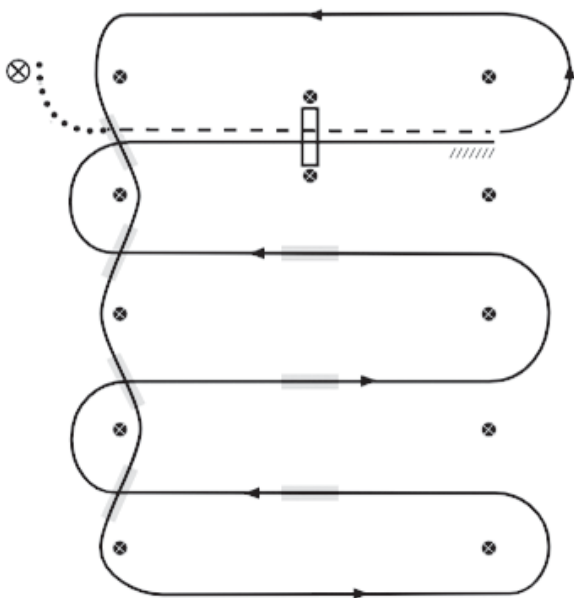


1. Walk at least 15 feet from start cone to the first marker, transition to jog, jog over log.
2. Transition to the lope, on the right lead
3. First crossing change
4. Lope over log
5. Second crossing change
6. First line change
7. Second line change
8. Third line change
9. Fourth line change
10. Third crossing change
11. Fourth crossing change
12. Lope up the center, stop & back

---

---

## WESTERN RIDING PATTERN 9



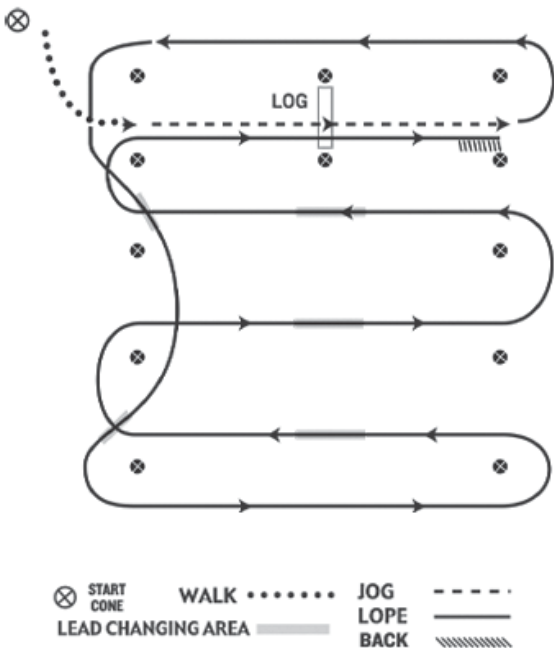
⊗ START CONE      WALK .....      JOG      - - - - -  
LEAD CHANGING AREA      LOPE      \_\_\_\_\_  
BACK      // // // //

1. Walk at least 15 feet from start cone to the first marker, as drawn, transition to jog, jog over log.
2. Transition to the lope, on the left lead
3. First line change
4. Second line change
5. Third line change
6. Fourth line change
7. First crossing change
8. Second crossing change
9. Third crossing change
10. Lope over log
11. Lope, stop & back

---

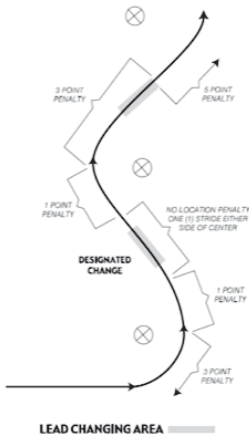
---

WESTERN RIDING PATTERN 9 (GREEN)

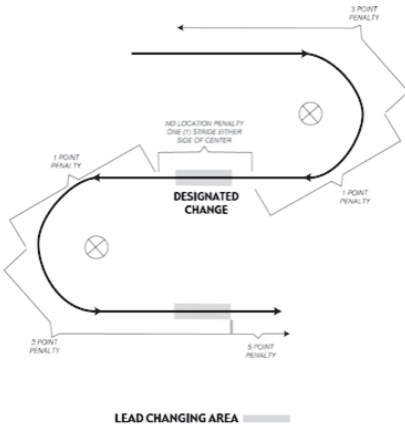


1. Walk at least 15 feet from start cone to the first marker, as drawn, transition to jog, jog over log.
2. Transition to right lead & lope around end
3. First line change
4. Second line change, lope around end of arena
5. First crossing change
6. Second crossing change
7. Third crossing change
8. Lope over log
9. Lope, stop & back

### Location Penalties for Designated Change



### Location Penalties for Designated Change



## HORSEMANSHIP

- 158.** Novice Youth and Novice Amateur Walk Trot Western Horsemanship. The same rules apply in Walk Trot Western Horsemanship as apply in Western Horsemanship, except loping is prohibited both in pattern and rail work.
- 159.** The Western Horsemanship class is designed to evaluate the rider's ability to execute, in concert with their horse, a set of maneuvers prescribed by the judge with precision and smoothness while exhibiting



---

---

poise and confidence, and maintaining a balanced, functional and fundamentally correct body position. The ideal horsemanship pattern is extremely precise with the rider and horse working in complete unison executing each maneuver with subtle aids and cues. The horse's head and neck should be carried in a relaxed, natural position, with the poll level with or slightly above the withers. The head should not be carried behind the vertical, giving the appearance of intimidation, or be excessively nosed out, giving a resistant appearance.

- a) It is mandatory that the judge post any pattern(s) to be worked at least one hour prior to the commencement of the class; however, if the judge requires additional work of exhibitors for consideration of final placing, the pattern may be posted. Pattern(s) should be designed to test the horseman's ability. All ties will be broken at the judge's discretion.

## CLASS FORMAT

160. All exhibitors must enter the ring and then work individually, or each exhibitor may be worked from the gate individually. When exhibitors are worked individually from the gate, a working order is required. Exhibitors should be instructed to either leave the arena, fall into line, or fall into place on the rail after their work. The whole class, or just the finalists, must work at all three gaits at least one direction of the arena. The following maneuvers are acceptable in a pattern: walk, jog, trot, extended trot, lope or extended lope in a straight line, curved line, serpentine, circle or figure 8, or combination of these gaits and maneuvers; stop; back in a straight or curved line; turn or pivot, including spins and rollbacks on the haunches and/or on the forehand; side pass, two-track or leg-yield; change of lead, it may be designated as a simple change or the exhibitor has the option to perform either a simple or flying lead change; counter-canter; or any other maneuver; or ride without stirrups. A back should be asked for at sometime during the class. Judges should not ask exhibitors to mount or dismount.

## JUDGING

- 161.
- a) Overall Presentation of Exhibitor and Horse, the exhibitor's overall poise, confidence, appearance and position throughout the class as well as the physical appearance of the horse will be evaluated.
- b) Presentation and Position of Exhibitor - Appropriate western attire must be worn. Clothes and person are to be neat and clean.
- 1) The exhibitor should appear natural in the seat

---

---

and ride with a balanced, functional and correct position regardless of the maneuver or gait being performed. During the railwork and pattern, the exhibitor should have strong, secure and proper position. Exhibitors should sit and maintain an upright position with the upper body at all gaits.

- 2) The rider should sit in the center of the saddle and the horse's back with the legs hanging to form a straight line from the ear, through the center of the shoulder and hip, touching the back of the heel or through the ankle. The heels should be lower than the toes, with a slight bend in the knee and the lower leg should be directly under the knee. The rider's back should be flat, relaxed and supple. An overly stiff and/or overly arched lower back will be penalized. The shoulders should be back, level and square. The rider's base of support should maintain secure contact with the saddle from the seat to the inner thigh. Light contact should be maintained with the saddle and horse from the knee to mid-calf. The knee should point forward and remain closed with no space between the exhibitor's knee and the saddle. The exhibitor will be penalized for positioning the legs excessively behind or forward of the vertical position. Regardless of the type of stirrup, the feet may be placed home in the stirrup, with the boot heel touching the stirrup, or may be placed with the ball of the foot in the center of the stirrup. The rider's toes should be pointing straight ahead or slightly turned out with the ankles straight or slightly broken in. Riding with toes only in the stirrup will be penalized. Those exhibitors that can maintain the proper position throughout all maneuvers should receive more credit. When riding without stirrups, the exhibitor should maintain the same position as previously described. Both hands and arms should be held in a relaxed, easy manner, with the upper arm in a straight line with the body. The arm holding the reins should be bent at the elbow forming a line from the elbow to the horse's mouth. The free hand and arm may be carried bent at the elbow in a similar position as the hand holding the reins or straight down at the rider's side. Excessive pumping of the free arm as well as excessive stiffness will be penalized. The rider's wrist is to be kept straight and relaxed, with the hand held at about 30 to 45 degrees inside the vertical. The rein hand should be carried immediately above or slightly in front of the saddle horn. The reins should be adjusted so that the rider has light contact with the horse's mouth, and at no time shall reins require more than a

- 
- 
- slight hand movement to control the horse. Excessively tight or loose reins will be penalized.
- 3) The rider's head should be held with the chin level and the eyes forward, and may be directed slightly toward the direction of travel. Excessive turning of the head to the inside of the circle, or down at the horse's head or shoulder will be penalized.
  - 4) The exhibitor should not crowd the exhibitor next to or in front of them when working on the rail and should pass to the inside of the arena. When reversing on the rail, the exhibitor should always reverse to the inside of the arena.
- c) Presentation of Horse - The horse's body condition and overall health and fitness should be assessed. The horse should appear fit and carry weight appropriate for the body size. A horse which appears sullen, dull, lethargic, emaciated, drawn or overly tired should be penalized according to severity. Tack should fit the horse properly and be neat, clean and in good repair.
- d) Performance - The exhibitor should perform the work accurately, precisely, smoothly and with a reasonable amount of promptness. Increasing speed of the maneuvers performed increases the degree of difficulty; however, accuracy and precision should not be sacrificed for speed. Exhibitors that perform the pattern sluggishly and allow their horse to move without adequate impulsion, collection or cadence will be penalized.
- 1) The horse should perform all maneuvers in the pattern willingly, briskly and readily with minimal visible or audible cueing. Severe disobedience will not result in a disqualification, but should be severely penalized, and the exhibitor should not place above an exhibitor that completes the pattern correctly. Failure to follow the prescribed pattern, knocking over or working on the wrong side of the cones, excessive schooling or training, or willful abuse by the exhibitor is cause for disqualification.
  - 2) The horse should track straight, freely and at the proper cadence for the prescribed gait. Transitions should be smooth and prompt in the pattern and on the rail, and should be performed when called for on the rail. The horse's head and neck should be straight and in line with their body while performing straight lines and slightly arched to the inside on curved lines or circles. Circles should be round and performed at the appropriate speed, size and location as requested in the pattern. The counter-canter should be performed smoothly with no change in cadence or stride unless specified in the pattern.
  - 3) The stop should be straight, square, prompt,

---

---

smooth and responsive with the horse maintaining a straight body position throughout the maneuver. The back should be smooth and responsive.

- 4) Turns should be smooth and continuous. When performing a turn on the haunches, the horse should pivot on the inside hind leg and step across with the front legs. A rollback is a stop and 180 degree turn over the hocks with no hesitation. Backing during turns will be penalized severely.
- 5) The horse should step across with the front and hind legs when performing the side pass, leg-yield and two-track. The side pass should be performed with the horse keeping the body straight while moving directly lateral in the specified direction. When performing a leg-yield, the horse should move forward and lateral in a diagonal direction with the horse's body arced opposite to the direction that the horse is moving. In the two-track, the horse should move forward and lateral in a diagonal direction with the horse's body held straight or bent in the direction the horse is moving.
- 6) A simple or flying change of lead should be executed precisely in the specified number of strides and/or at the designated location. A simple change of lead is performed by breaking to a walk or trot for one to three strides. Flying changes should be simultaneous front and rear. All changes should be smooth and timely.
- 7) Position of the exhibitor and performance of the horse and rider on the rail must be considered in the final placing.

## SCORING

**162.** Scoring will be on a basis of 0-infinity with 70 denoting an average performance. The individual maneuvers scored in  $\frac{1}{2}$  point increments from a low of -3 to a high of +3 with a score of zero denoting a maneuver that is correct with no degree of difficulty. A final score of 0 to +5 will be given for overall form and effectiveness at the completion of each run. A contestant will be penalized each time the following occur:

- a) Three (3) Point Penalty
  - 1) Break of gait at walk or jog/trot up to 2 strides
  - 2) Over/under turn from  $\frac{1}{8}$  to  $\frac{1}{4}$
  - 3) Tick or hit of cone
- b) Five (5) Point Penalty
  - 1) Not performing the specific gait or not stopping within 10 feet of designated area
  - 2) Incorrect lead or break of gait at the lope (except when correcting an incorrect lead)
  - 3) Break of gait at walk or jog for more than 2 strides

- 
- 
- 4) Loss of stirrup
  - 5) Head carried too high
  - 6) Head carried too low and/or clearly behind the vertical while the horse is in motion, showing the appearance of intimidation
  - 7) Obviously looking down to check leads
  - 8) Bottom of boot not touching pad of stirrup at all gaits including the back up
- c) Ten (10) Point Penalty (avoids disqualification but should be placed below other exhibitors that do not incur a severe fault)
- 1) Loss of rein
  - 2) Use of either hand to instill fear or praise while on pattern or during rail work
  - 3) Grabbing the saddle horn or any other part of the saddle
  - 4) Cueing with the end of the romal
  - 5) Spurring in front of the cinch
  - 6) Kicking at other horses, exhibitors or judge
  - 7) Severe disobedience or resistance by horse including, but not limited to, rearing bucking or pawing
- d) Faults, which will be scored according to severity:
- 1) Head carried too low (tip of ear below the withers consistently)
  - 2) Over-flexing or straining neck in head carriage so the nose is carried behind the vertical consistently.
- e) Disqualifications (should not be placed) include:
- 1) Failure by exhibitor to wear correct number in visible manner
  - 2) Willful abuse
  - 3) Knocking over the cone, going off pattern or working on wrong side of cone
  - 4) Excessive schooling or training
  - 5) Fall by horse or rider (Refer to Rule #128 j)
  - 6) Illegal use of hands on reins
  - 7) Use of prohibited equipment
  - 8) Failure to follow pattern correctly including failure to ever execute correct lead or gait where called for
  - 9) Overturning more than  $\frac{1}{4}$  of prescribed turn
  - 10) In Novice Classes Only: Exhibitor's going off pattern, knocking over or on wrong side of cone, never performing specified gait, or overturning more than  $\frac{1}{4}$  turn than designated, shall not be disqualified, but must always place below exhibitors not incurring a disqualifying fault.

## PERFORMANCE HALTER

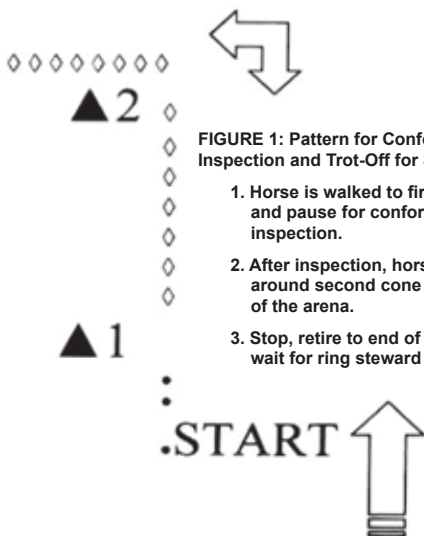
- 163.** The purpose of Performance Halter is to evaluate the conformation of the horse as it pertains to being ridden under saddle. The performance halter horse is a horse of stock-type that is first and foremost balanced, as well as structurally correct, attractive and athletic. This horse should be symmetrical from

head to tail, with eye appeal that is a result of the blending of an attractive head; refined throat latch; well-proportioned, trim neck; long, sloping shoulder; deep heart girth; short, strong back, long hip and croup. These characteristics should be coupled with straight, structurally correct legs and feet that are free of major deviation. Rating conformation depends upon objective evaluation of the horse's balance, structural correctness and sex characteristics. The horse should be a balanced athlete that is adequately muscled throughout. Balance is the single most important trait, and refers to the structural and aesthetic blending of body parts. Balance is influenced almost entirely by skeletal structure.

## CLASS FORMAT

164.

- a) The judge shall make an individual examination for conformation defects, soundness and way of travel of each horse at the walk and jog-trot.
- b) Each exhibitor and horse must complete the prescribed pattern. The pattern is as follows: horses will walk to the judge one at a time. As the horse approaches, the judge (s) will step to the right (left of the horse) to enable the horse to trot straight to a cone placed 50 feet away. At the cone the horse will continue trotting, turn to the left and continue trotting. The judge may ask for any further individual examination he feels is needed. It is acceptable for the judge to inspect horses' teeth and testicles if needed as the horse approaches the judge. After trotting, horses will be lined up head to tail for individual inspection by the judge.



**FIGURE 1: Pattern for Conformation Inspection and Trot-Off for Soundness.**

1. Horse is walked to first cone and pause for conformation inspection.
2. After inspection, horse is trotted around second cone to the side of the arena.
3. Stop, retire to end of arena to wait for ring steward instruction.

---

---

## ELIGIBLE HORSES

- 165.** Performance Halter classes require that the horse be entered and shown in at least one performance class at said show. Showmanship At Halter is considered a performance class. If for any reason the horse does not compete in a performance class, the entry will be disqualified and all awards and earnings will be forfeited. See Rule #26 for NSBA dual approved classes.

## HALTER EQUIPMENT

- 166.** Horses are to be shown in a halter as described in under NSBA Equipment rules (Rule #133). Either a regular or show type halter is acceptable.
- 167.** Any horse shown in a Performance Halter class may not be shown with a safety lead or lip cord.

## JUDGING

- 168.**
- a)** The judge shall inspect each horse from both sides, front and rear. Any deviation from correct leg conformation and way of going shall be penalized. The horse must move straight and true. The walk should be a natural, flat-footed four-beat gait. The walk must be alert, with a stride of reasonable length for the size of the horse. The jog-trot should be a smooth, ground-covering two-beat gait. All stallions and mares will be inspected for parrot mouth or monkey mouth. All stallions two years of age or older will be inspected for cryptorchidism.
  - b)** It is the duty of the judge to compare each individual based on which is the most balanced, eye appealing, and that exhibits the highest combination of positive traits, keeping in mind that no individual is perfect. Blemishes on the legs should only be considered if they contribute to a mechanical or structural unsoundness. Heavy muscling is not credit earning, however a horse's muscling should be adequate for the athleticism required under saddle.
  - c)** Disqualifications: The decision of the judge(s) will be final.
    - 1)** Lameness. Obvious lameness is:
      - a.** Consistently observable at a trot under all circumstances;
      - b.** Marked nodding, hitching or shortened stride;
      - c.** Minimal weight-bearing in motion and/or at rest and inability to move.
    - 2)** Parrot/Monkey Mouth in mares and stallions. Defined as no occlusal contact between the upper and lower central incisors.
    - 3)** Cryptorchid. Cryptorchidism in a stallion that is two years of age or older where there is evidence of only one testicle present.
    - 4)** Setting Up-Inspection. All contestants that do not get their horse set up for inspection long

---

---

enough to allow for proper inspection of all 4 sides. Exception: Contestants in all Youth and Amateur divisions that do not get their horse set up for inspection long enough to allow for proper inspection of all 4 sides are not to be placed over any contestant that completes the set up and inspection, but will not be disqualified.

- 5) Loose Horse. Any horse that becomes detached from its handler and is no longer under control shall be disqualified. If the initial horse exhibiting poor mannerisms causes other exhibitors to lose their horse, only the initiating horse can be disqualified.
- 6) Disruptive Horse. Any horse that is disruptive, or is a danger to the exhibitor, other exhibitors or horses, may be disqualified at the judge's discretion.
- 7) Fallen Horse. Refer to Rule #128 j).
- 8) Presence of Blood. Any horse observed with blood on its body, including, but not limited to, the nose, chin, mouth, tongue, or gums, regardless of cause;
- 9) Failure to complete the prescribed trot off for soundness pattern in three attempts.

### **CLASS DIVISIONS**

169. Performance Halter classes are for all eligible stallions (except in Youth), mares and geldings aged one year and older. Horses are not eligible to compete in other halter classes at the same show or contest.
- a) Age divisions that may be offered:
    - 1) Individual Age: yearling, two year old, three year old and aged
    - 2) Junior, ages one year and two years. Senior, ages three years and over.
    - 3) All Aged

### **SEX DIVISIONS**

170. No halter class can be combined which would include another sex division. Exception: group halter classes.

### **JUDGING SEX DIVISIONS PRIOR TO GRAND AND RESERVE**

171. It is recommended that the judge select a Grand Champion and Reserve Champion in each sex division in Open, Youth and Amateur divisions when multiple age divisions are offered having three or more entries. All halter classes of any sex division, including Amateur, must be judged prior to the Grand and Reserve of that sex division. Exception: Youth classes.
- a) Grand and Reserve Champion.
    - 1) Grand Champion Mare, Stallion or Gelding is



---

---

chosen from first-place winners. Exception: If for any reason the first-place horse fails to return for grand and reserve, the second-place horse can be considered for the grand or reserve champion placing.

- 2) Reserve Champion Mare Stallion or Gelding is chosen from second-place winner in the Grand Champion class and first-place winners in other classes, all remaining second-place horses may be excused. Exception: If for any reason the first-place horse fails to return for grand and reserve, the second-place horse can still be considered for the reserve grand champion placing.
- b) In a Amateur, Youth or Non Pro halter competition, when an exhibitor has qualified two or more horses for Grand and Reserve Champion, only another Amateur or Youth may assist that exhibitor as long as the Amateur or Youth who originally qualified the horses leads one of the horses in that class. An Amateur or Youth cannot lead a non-owned horse in the Open Division for Grand and/or Reserve Champion.

## **GROUP HALTER CLASSES**

172. Horses shown in a group class must be eligible to show in their individual halter class. The following classes are recommended if interest or entries justify them:
- a) Produce of Dam: Two produce, four years old and younger of either sex, per dam, may be shown. The dam need not be shown. The entry at the show must be made by the owner of the dam or by someone with written permission from the owner of the dam, but it is unnecessary for the produce to be owned by the owner of the dam.
- b) Get of Sire: Three get, four years old and younger of either sex, per sire, may be shown. The sire need not be shown. The entry at the show must be made by the owner of the sire or by someone with written permission from the owner of the sire, but it is unnecessary for the get to be owned by the owner of the sire.

## **SHOWMANSHIP AT HALTER**

- 173.
- a) The Showmanship class shall be designed to evaluate the exhibitor's ability to execute, in concert with a well groomed and conditioned horse, a set of maneuvers prescribed by the judge with precision and smoothness while exhibiting poise and confidence, and maintaining a balanced, functional and fundamentally correct body position.
- b) It is mandatory that the judge post any pattern(s) to be worked at least one hour prior to the commencement of the class; however, if the judge

---

---

requires additional work of exhibitors for consideration of final placing, the finals pattern may be posted. Pattern(s) should be designed to test the showman's ability to effectively present a horse to the judge. All ties will be broken at the judges' discretion.

## CLASS FORMAT

174.

- a) All exhibitors may enter the ring and then work individually or each exhibitor may be worked from the gate individually. When exhibitors are worked individually from the gate, a working order is required. The following maneuvers are considered acceptable: lead the horse at a walk, jog, trot or extended trot, or back in a straight or curved line, or a combination of straight and curved lines; stop; and turn 90° (1/4), 180° (1/2), 270° (3/4), 360° (full turn) degrees or any combination or multiple of these turns. The pull turn is an unacceptable maneuver. The judge must have exhibitors set the horse up squarely for inspection sometime during the class.
- b) Showmanship whips (dressage whips etc.) will not be allowed at shows for showmanship purposes. War bridles or like devices, or any type of wire or rope over a horse's head are not permitted for showmanship purposes.

## JUDGING

175.

- a) Overall Presentation Of Exhibitor And Horse - The exhibitor's overall poise, confidence, appearance and position throughout the class, and the physical appearance of the horse will be evaluated.
  - 1) Presentation and Position of Exhibitor
    - a. Appropriate western attire must be worn. Clothes and person are to be neat and clean. The use of any type of artificial aid including not limited to lighters, hay, dirt, sharp pins, etc. will be considered a disqualification.
    - b. Exhibitors should be poised, confident, courteous and genuinely sportsmanlike at all times, quickly recognizing and correcting faults in the positioning of the horse. The exhibitor should continue showing the horse until the class has been placed or they have been excused, unless otherwise instructed by the judge. The exhibitor should appear business-like, stand and move in a straight, natural and upright manner, and avoid excessive, unnatural or animated body positions.
    - c. The exhibitor must lead on the horse's left side holding the lead shank in the right hand

---

---

near the halter with the tail of the lead loosely coiled in the left hand unless requested by the judge to show the horse's teeth. It is preferable that the exhibitor's hand not be on the snap or chain portion of the lead continuously. The excess lead should never be tightly coiled, rolled or folded. When leading, the exhibitor should be positioned between the eye and the mid-point of the horse's neck, referred to as the leading position.

- d. Both arms should be bent at the elbow with the elbows held close to the exhibitor's side and the forearms held in a natural position. Height of the arms may vary depending on the size of the horse and exhibitor, but the arms should never be held straight out with the elbows locked.
- e. The position of the exhibitor when executing a turn to the right is the same as the leading position except that the exhibitor should turn and face toward the horse's head and have the horse move away from them to the right.
- f. When executing a back, the exhibitor should turn from the leading position to face toward the rear of the horse with the right hand extended in front of the exhibitor's chest still maintaining slight bend in the elbow and walk forward. The ideal position is for the exhibitors left shoulder to be in alignment with the horses left front leg.
- g. When setting the horse up for inspection, the exhibitor should stand angled toward the horse in a position between the horse's eye and muzzle, and should never leave the head of the horse. The exhibitor is required to use the Quarter Method when presenting the horse. The exhibitor should maintain a position that is safe for themselves and the judge. The position of the exhibitor should not obstruct the judge's view of the horse and should allow the exhibitor to maintain awareness of the judge's position at all times. The exhibitor should not crowd other exhibitors when setting up side-by-side or head-to-tail. When moving around the horse, the exhibitor should change sides in front of the horse with minimal steps and should assume the same position on the right side of the horse that they had on the left side.
- h. Leading, backing, turning and initiating the set-up should be performed from the left side of the horse. At no time should the exhibitor ever stand directly in front of the horse. The exhibitor should not touch the horse with their hands or feet, or visibly cue the horse by pointing their feet at the horse during the

---

---

set-up.

**2) Presentation of Horse**

- a.** The horse's body condition and overall fitness should be assessed. The hair coat should be clean, well-brushed and in good condition. The mane, tail, forelock and wither tuft may not contain ornaments (ribbons, bows, etc.), but may be braided or banded for English or Western. The length of mane and tail may vary, as long as they are neat, clean and free of tangles. The mane should be even in length or may be roached, but the forelock and tuft over the withers must be left. The bridle path, eyebrows, and long hair on the head and legs may be clipped, except where government regulations prohibit.
- b.** Hooves should be properly trimmed and if shod, the shoes should fit correctly and clinches should be neat. Hooves must be clean and may be painted black or with hoof dressings, or shown naturally.
- c.** Tack should fit properly and be neat, clean and in good repair.

**3) Performance**

- a.** The exhibitor should perform the work accurately, precisely, smoothly, and with a reasonable amount of speed. Increasing speed of the work increases the degree of difficulty, however, accuracy and precision should not be sacrificed for speed. The horse should lead, stop, back, turn and set up willingly, briskly and readily with minimal visible or audible cueing. A severe disobedience will not result in a disqualification but should be penalized severely, and the exhibitor should not place above an exhibitor that completes the pattern correctly. Excessive schooling or training, willful abuse, loss of control of the horse by the exhibitor, failure to follow prescribed pattern, knocking over or working on the wrong side of the cones shall be cause for disqualification.
- b.** The horse should be led directly to and away from the judge in a straight or curved line and track briskly and freely at the prescribed gait as instructed. The horse's head and neck should be straight and in line with the body.
- c.** The stop should be straight, prompt, smooth and responsive with the horse's body remaining straight.
- d.** The horse should back up readily with the head, neck and body aligned in a straight or curved line as instructed.
- e.** The horse should be set up quickly with the feet squarely underneath the body. The ex-

- 
- 
- hibitor does not have to reset a horse that stops square.
- f. On turns of greater than 90 degrees, the ideal turn consists of the horse pivoting on the right hind leg while stepping across and in front of the right front leg with the left front leg. An exhibitor should not be penalized if their horse performs a pivot on the left hind leg, but an exhibitor whose horse performs the pivot correctly should receive more credit.
  - g. A pull turn to the left is an unacceptable maneuver

## SCORING

- 176.** Scoring will be on a basis of 0-infinity with 70 denoting an average performance. The individual maneuvers scored in  $\frac{1}{2}$  point increments from a low of -3 to a high of +3 with a score of zero denoting a maneuver that is correct with no degree of difficulty. A final score of 0 to +5 will be given for overall form and effectiveness at the completion of each run. A contestant will be penalized each time the following occur:
- a) Three (3) Point Penalty
    - 1) Break of gait at walk or jog/trot for up to 2 strides
    - 2) Over or under turning up to  $\frac{1}{8}$  of a turn
    - 3) Ticking or hitting cone
    - 4) Sliding a pivot foot
    - 5) Lifting a pivot foot during a pivot and replacing it in same place.
    - 6) Lifting a foot in a set-up and replacing in the same place after presentation.
  - b) Five (5) Point Penalty
    - 1) Not performing gait or not stopping within 10 feet of designated area
    - 2) Break of gait at walk or jog/trot for more than 2 strides
    - 3) Splitting the cone (Cone between horse and handler)
    - 4) Stepping out of or moving the hind end significantly during a pivot or turn.
    - 5) Failure to stay in set-up during presentation.
    - 6) Over/under turning  $\frac{1}{8}$  to  $\frac{1}{4}$  of designated turn
    - 7) Horse resting a foot or hipshot in a set-up.
  - c) Ten (10) Point Penalty (avoids disqualification but should be placed below other exhibitors that do not incur a severe fault)
    - 1) Exhibitor is not in the required position during inspection.
    - 2) Exhibitor touching the horse or kicking or pointing their feet at the horse's feet during set up
    - 3) Standing directly in front of the horse
    - 4) Loss of lead shank or holding chain or two hands on shank.
    - 5) Severe disobedience including but not limited to; rearing or pawing; horse kicking at other horses, exhibitors or judge; or horse continu-

- 
- 
- ously circling the exhibitor
- 6) Horse stepping out of or moving the hind end significantly during a pivot or turn more than one time.
- d) Disqualifications (should not be placed) include:
- 1) Loss of control of horse that endangers exhibitor, other horses or exhibitors, or judge including the horse escaping from the exhibitor
  - 2) Failure of exhibitor to wear correct number in a visible manner
  - 3) Willful abuse
  - 4) Excessive schooling or training, or use of artificial aids
  - 5) Knocking over the cone or going off pattern
  - 6) Never performing specific gait
  - 7) Over or under turning more than  $\frac{1}{4}$  turn of designated turn
  - 8) Illegal equipment
  - 9) In Novice Classes Only: Exhibitor's going off pattern, knocking over or on wrong side of cone, never performing specified gait, or overturning more than  $\frac{1}{4}$  turn than designated, shall not be disqualified, but must always place below exhibitors not incurring a disqualifying fault.

## LONGE LINE

177. The purpose of showing a yearling on a longe line is to demonstrate that the horse has the movement, manners/expression/attitude, and conformation to become competitive under saddle. Therefore, the purpose of this class is to reward:

- a) Quality of Movement,
- b) Manners/Expression/Attitude,
- c) Conformation suitable to future performance

And the horse should be judged with its suitability as a future performer under saddle in mind. This class should define what it means to be a "Western Pleasure prospect" or "Hunter Under Saddle prospect." Because these are yearlings, they are not expected to demonstrate the behavior or quality of a finished show horse, but only that performance necessary for a reasonable presentation to the judge.

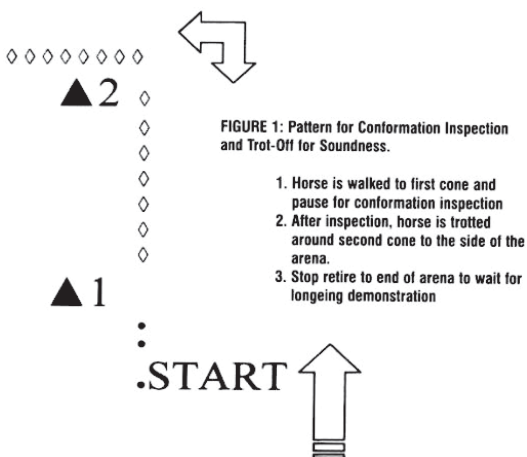
## CLASS FORMAT

178. The class will consist of two parts:

- 1) a longeing demonstration lasting one and one-half minutes (90 seconds)
- 2) a conformation inspection.
  - a. Show Management is required to provide a 5-minute warm-up period for all exhibitors as stated in Rule #49 of the NSBA Handbook.
  - b. The use of a scribe for each judge is mandatory.
  - c. The conformation inspection will occur prior

to the longeing demonstration. Each entry will be walked into the arena to the judge and pause for evaluation individually. They will then trot off straight and around a cone and take a place on the rail at the direction of the show official. All entries will be inspected in this fashion and as the "trot-off" is administered, horse showing evidence of lameness should be excused from the class at that time. An example of the conformation pattern is illustrated in Figure #1 in this handbook.

- d. The longeing demonstration will begin at the sound of a whistle or other audible indicator. When the "begin" signal is given, the exhibitor will be allowed 1 ½ minutes (90 seconds) to present the horse at all three gaits in both directions. At the end of 1 ½ minutes, the signal will be given to signify the end of the demonstration. Show management has the option of adding a "half-way" signal if they choose.
- e. It is recommended that Longe Line classes be shown in splits of no more than 15 horses at a time. Larger classes may also offer a finalists' go-round before the class is placed.



**FIGURE 1: Pattern for Conformation Inspection and Trot-Off for Soundness.**

1. Horse is walked to first cone and pause for conformation inspection
2. After inspection, horse is trotted around second cone to the side of the arena.
3. Stop retire to end of arena to wait for longeing demonstration

3. Stop, retire to end of arena to wait for ring steward instruction.

- 179.** It is recommended that classes for the Non Pro and the Open divisions be held separately. It is also recommended the Non Pro division be held PRIOR to the Open class. Western and English horses may be combined in each division at the discretion of show management. If possible, it is recommended that the Non Pro and the Open events be offered on separate days.

---

---

**180.** It is suggested that all yearling Longe Line classes be held in a one go format only.

**181.** Limited Division Non Pro Yearling Longe Line shall run concurrently with the Open Non Pro division. Participants must enter the Open division, but may also enter the Limited for an additional entry fee if eligible.

## **EQUIPMENT**

**182.** Horses are to be shown in a halter as described in under NSBA Equipment rules (Rule #133). Either a regular or show type halter is acceptable.

**a)** For the longeing demonstration, the only attachment allowed to the halter is the longe line. The longe line may not exceed 30' in length with a snap attached to the halter. The longe line must hang free from the halter without touching any part of the horse. It is permissible to use a longe whip however, disqualification will occur anytime the exhibitor strikes the horse to cause forward or lateral movement at any time during the longeing demonstration.

**b)** No other equipment is allowed on the horse during the class. Mechanical or retractable longe lines are not allowed.

**c)** For the conformation inspection, a lead shank, such as used in halter or showmanship classes may be exchanged for the longe line prior to the longeing demonstration. No lip chains will be allowed.

**d)** Exhibitors are not to be penalized for using regular halters and plain longe lines, nor are they to be rewarded for using show halters and longe lines. Only movement, manners/expression/way of going, and conformation are being judged. The type of equipment used is not to be a consideration in placing the horse as long as the equipment meets the requirements stated above.

## **ATTIRE**

**183.** Conventional Western attire is mandatory; except if a prospect is considered to be a Hunter prospect then conventional English attire is suggested (flat caps and fedoras are also acceptable). The type of attire worn by the exhibitor is not to be a consideration in placing the horse as long as the attire meets the requirements stated above. Refer to Rules #135 & 138.

## **GAITS**

**184.** Gaits are to be judged according to the NSBA rules for Gaits for Western Pleasure and Hunter Under Saddle classes. Refer to Rules #139-141.



---

---

## **CONFORMATION & EQUIPMENT INSPECTION**

- 185.** Each horse is to be inspected by the judge on conformation, proper equipment and for evidence of abuse, inhumane treatment, or violation of NSBA rules. Horses will not be allowed to show in illegal equipment or if there is evidence of abuse, of inhumane treatment, or of rule violations as mentioned in Rules #87-90, and Rule #103. It is mandatory that a horse must be tracked at a walk and jog/trot in the conformation portion of the class prior to longeing. Horses that show evidence of lameness will be excused prior to the longeing demonstration.

## **JUDGING**

- 186.** Judge(s) will be outside the longeing circle. The exhibitor will enter the arena and await the audible start signal. When the signal is given, the exhibitor will be allowed 1½ minutes (90 seconds) to present the horse. At the end of the 1½ minutes, a signal will be given again to signify the end of the demonstration. Show management has the option of adding a “half-way” signal if they choose. (The signal may be a bell, whistle or announcement.)
- a) Once the class has started, a horse warming up prior to their go may only warm up at the walk.
- 187.** The horse will be scored at all three gaits in both directions. Western Pleasure prospects are to show at the walk, jog, and lope. Hunter Under Saddle prospects are to show at the walk, trot and canter. Any horse that does not exhibit these gaits in each direction will be disqualified from the class. Additionally, judges shall immediately excuse any horse that exhibits obvious lameness at any time during the class. (See scoring.) Exhibitors may begin work in the direction of their choice (counter or clockwise).
- 188.** At the end of the 1 1/2 minutes, the signal will be given and the exhibitor shall at the request of show management, retire from the longeing area to the far end of the ring. The horses are to stand quietly on the wall while the other exhibitors present their horses.
- 189.** The horses are to be judged on movement, Manner/Expression/Attitude, Conformation suitable to their purpose and use of circle. Judges should judge the movement of the horse as defined in the NSBA rules for gaits.
- 190.** If the horse is playing on the longe line, it shall not count against the horse. The judge will, however, penalize the horse for excessive bucking, or running off, stumbling, or displaying attitudes that are uncomplimentary to pleasure horses. Falling down will consti-

---

---

tute disqualification. (refer to Rule #201 b) 3).

- 191.** Exhibitors are encouraged to exhibit their horse making full use of a 25' radius circle, as they will be scored on this. (See Scoring.)
- 192.** An exhibitor may only show two horses in each Longe Line class. The same exhibitor must show both segments of the class. An additional handler may hold the second horse while the first horse is being worked. An additional handler may hold the first horse while the second horse is being worked. A maximum of two handlers may be used. In Amateur/Non Pro classes, any additional handlers must hold a current NSBA Non Pro card. Exhibitors and handlers may not do anything to disturb any horses in the class while they change handlers, however if an exhibitor must exit the arena prior to the placings another exhibitor properly attired and wearing the correct number may stand-in once the conformation and longeing presentation is complete.
- 193.** The conformation inspection will occur as the horse is walked into the arena prior to the longeing demonstration at which the judge will evaluate the horse for conformation suitable for future under saddle performance. Refer to Rule #181 d). The judge may not discriminate for or against muscling, but rather look for a total picture, emphasizing balance, structural correctness, and athletic capability.

## SCORING

- 194.** The Official NSBA Longe Line Scoring sheet must be used in each approved class by each judge. Use of a scribe for each judge is mandatory. The score sheet will be posted or a copy of the sheet will be posted at the end of the class. These sheets will be returned with the NSBA show results. The horses with the highest scores are the winners, scoring will be on a basis of 0-infinity with 70 denoting an average performance. Each evaluated element will receive a score that will be added or subtracted from 70 and is subject to a penalty that should also be subtracted. The score reflects the horse's performance on that day. Conformation, Jog/Trot, Lope/Canter and Manners/Attitude will be scored on the following basis ranging from +3 Excellent, +2 Very Good, +1 Good, 0 Correct, -1 Poor, -2 Very Poor, -3 Extremely Poor and the Walk and Use of Circle will be scored on the following basis ranging from +1½ Excellent, +1 Very Good, +1/2 Good, 0 Correct, -1/2 Poor, -1 Very Poor, -1½ Extremely Poor. The judge(s) have the sole discretion to use their own personal preference to break any ties in total points.

- 
- 
- 195.** The NSBA requires that the score for each individual go be reflected on a component-by-component basis using a scribe and an approved NSBA score sheet. This score sheet represents the judge's report to an exhibitor of how a score was derived, and it is critical that this report to the exhibitor be accurate.
- a)** The show management is responsible for verifying all scores and totals. If errors in tabulation have occurred they should be immediately corrected and new placings announced at the event.
  - b)** One key element in accurately describing the scoring of the entire run to the exhibitor is the judge's scribe. It is the show management's responsibility to supply a scribe at each NSBA approved Longe Line event; however, it is the judge's responsibility to ensure that the scribe is trained prior to the first go of the day. The judge must confirm that the scribe understands the fundamentals of recording both gait scores and penalties. It is recommended that judges verify that the addition of the gait scores and penalties are correct at the completion of each go. As part of the training process for the scribe, the judge should make certain that his/her communications are clear to the scribe. To ensure this clear communication, the judge and scribe should agree upon a method of speaking, so that gait scores and penalty scores are not confused. (Example: A judge will say a number for a gait score and will say "penalty" and a number for a penalty, thus allowing the scribe to place the appropriate score in the appropriate box on the score sheet.) If for any reason a judge does not feel a scribe is competent, he/she should ask show management to replace the scribe immediately. Judges must sign every completed score sheet.
- 196.** Judges are to evaluate movement based on the gait descriptions found in Rule #139-141. A 25' radius circle should be maintained at all gaits (See Rule #199 for rewarding or penalizing use of the circle.)
- a)** Walk. The walk will be scored on a scale of +1 ½ to - 1 ½ in each direction, with 0 being average/correct. Using a 25' radius, the horse must walk a minimum of two horse lengths for the judge to have sufficient time to evaluate and score the walk. Lower gait scores should reflect stumbling in the gait.
  - b)** Jog or Trot. The jog/trot will be scored on a scale of +3 to -3 in each direction, with 0 being average/correct. Using a 25' radius, the horse should jog or trot a minimum of ½ circle both directions of the ring. Lower gait scores should reflect stumbling in the gait.
  - c)** Lope or Canter. The lope/canter will be scored on a scale of +3 to -3 in each direction, with 0 being average/correct. Using a 25' radius, the horse should lope or canter a minimum of one full circle both directions of the ring. Lower gait scores
- 
-

---

---

should reflect stumbling in the gait.

- d) Use of Circle. Scores for all gaits in both directions should reflect positive, consistent use of the 25' radius of the circle. Extra credit will be given for full, extended use of the circle on a slightly loose line. Lower gait scores should reflect lack of full use of the circle.

**197.** Manners/Expression/Attitude will be scored on a scale of +3 to -3 in each direction, with 0 being average/correct. Horses will be penalized for obvious signs of overwork and sourness such as ear-pinning, head-throwing, striking, tail-wringing, or a dull, lethargic manner of going. They will also be penalized for dangerous behavior such as excessive bucking, cutting into the circle, or running off. Additionally, incidental touching the horse with the whip, cross-cantering, balking, backing up on the longe line and excessive urging from the exhibitor should be penalized accordingly.

**198.** Conformation will be scored on a scale of +3 to -3, with 0 being average/correct. The horse will be judged on conformation suitable to future performance as a Western Pleasure or Hunter Under Saddle competitor. The judges should look for a total picture, emphasizing balance, structural correctness, and athletic capability.

**199.** Use of the circle. Consideration will be given to how well or how poorly the horse/exhibitor team uses the 25' radius of the longeing circle. A separate box on the scorecard is available to indicate an overall score (from + 1 ½ to -1 ½ with 0 being average/correct for use of the circle).

Circle Scores: As described earlier, the NSBA has determined that a 25' radius is the appropriate size of circle in which to show a longe liner. It is the judge's responsibility to evaluate the circles and incorporate use of the circle in the gait scores based on the following scale:

+½ to +1½ points (Good to Excellent Use of the Circle).

Horse consistently stays on the perimeter of the circle with slight looseness in the line.

Horse turns around on the circle perimeter

0 points (Average/correct use of the circle).

Horse is only slightly inconsistent in using the 25' radius of the circle

-½ to -1 ½ points (Poor to Unacceptable use of the circle)

Horse is shown in a circle radius of less than 25'

Potentially dangerous slack in the line

Horse pulls exhibitor out of the circle

- 
- 
- 200.** Other scoring considerations: This class should be looked upon as a class that defines what it means to be a “pleasure prospect” or “hunter prospect” suitable to become a future performer under saddle. Therefore, attitudes and attributes that contribute to becoming a future performer will be rewarded within the gait scores. Higher gait scores will reflect:
- a) Above average to exceptional manners, expression, alertness, responsiveness, and pleasant attitude,
  - b) Above average to exceptionally smooth transitions between gaits,
  - c) Above average to excellent cadence and consistency at all three gaits.
- 201.** Penalties and disqualifications.
- a) Five (5)-point penalties will occur per direction:
    - 1) Failure to walk a minimum of two horse lengths
    - 2) Failure to jog/trot a minimum of 1/4 (quarter) of a circle
    - 3) Failure to demonstrate the correct lead for a minimum of 1/4 (quarter) of a circle
  - b) Disqualification will occur in the following instances:
    - 1) Evidence of lameness - judge will immediately excuse horse from the arena
    - 2) Striking of the horse to cause forward or lateral movement
    - 3) Fall to the ground by horse. Refer to Rule #128 j).
    - 4) Horse steps over or becomes entangled in the longe line
    - 5) Violation of Rule #103 (improper equipment, evidence of abuse, or other violation of NSBA rules)
    - 6) Failure to show at all three gaits in both directions
    - 7) Exhibitor shows disrespect towards the judge(s)
    - 8) Any time the horse becomes detached from the handler
    - 9) Failure to complete trot off for soundness in three attempts

## **RANCH HORSE CLASSES**

- 202.** The Ranch Horse classes are designed to show the overall ability of the horse to perform skills necessary to those of the all-around ranch horse.
- a) Posting or standing at the extended trot is acceptable in any class. Holding the saddle horn with either hand will not be penalized in any class.

## **ELIGIBILITY**

- 203.**
- a) Each Ranch class can be offered for Open, Amateur, Youth, Novice Amateur, Novice Youth, Non Pro for horses three years of age or older.

- 
- 
- b) No horse may cross enter, i.e. a Junior/Senior Western Pleasure horse shown at a show is not eligible to show in the Ranch Riding at the same show; a Youth Western Pleasure horse shown at a show is not eligible to show in the Ranch Riding at the same show; Ranch Trail horse cannot cross enter into any other Trail class; Ranch Rail horse cannot cross enter into any other Western Pleasure classes.

## **GAITS**

204. Gaits are to be judged according to the NSBA rules for Ranch Horse Gaits (Rule #142).

## **ATTIRE AND EQUIPMENT**

205. Attire and tack should be clean and presentable. Working tack is encouraged. (refer to NSBA Equipment Rules #134-136)
- a) No hoof polish.
  - b) No braided or banded manes or tail extensions.
  - c) Trimming inside ears is discouraged.
  - d) Trimming bridle path is allowed, also trimming of fetlocks or excessive (long) facial hair.
  - e) Equipment with silver should not count over a good working outfit. Silver on bridles and saddles is discouraged.
  - f) It is suggested competitors use a breast collar and a rear cinch.
  - g) Romal reins are allowed in all Ranch Horse classes. When riding with a romal, a get down rope may be used. A get down rope is defined as a small rope tied around the neck of the horse with a bowline or other non-slip knot and run back to the rider or tied to the saddle. The get down will be used to lead, ground tie, or tie the horse.
  - h) The use of two-rein equipment is allowed in all Ranch Classes. All rules for two-rein will follow hackamore and bridle requirements.

## **RANCH RIDING**

206. The purpose of the Ranch Riding horse should reflect the versatility, attitude, and movement of a working horse. The horse's performance should simulate a horse riding outside the confines of an arena and that of a working ranch horse. This class should show the horse's ability to work at a forward, working speed while under control by the rider. Light contact should be rewarded and horses shall not be shown on a full drape of reins. The overall manners and responsiveness of the horse while performing the maneuver requirements, and the horse's quality of movement are the primary considerations.

---

---

## CLASS FORMAT

207.

- a) Each horse will work individually; performing both required and optional maneuvers, and scored on the basis of 0 to 100, with 70 denoting an average performance.
- b) The required maneuvers will include the walk, jog, and lope both directions: and the extended jog and extended lope at least one direction; as well as stops, and back.
- c) Three optional maneuvers may include a side pass, turns of 360° or more, change of lead (simple or flying), walk, jog, or lope over a pole(s); or some reasonable combination of maneuvers that would be reasonable for a ranch horse to perform.
- d) The maneuvers may be arranged in various combinations with final approval by the judge.
- e) The overall cadence and performance of the gaits should be as those described in GAITS, with an emphasis on forward movement, free-flowing, and ground covering for all gaits. Transitions should be performed where designated, with smoothness and responsiveness.
- f) No time limit.
- g) One of the suggested five 15 patterns may be used, however a judge may utilize a different pattern as long as all required maneuvers and the three (or more) optional maneuvers are included. Suggested patterns are available at nsba.com, under the Showing tab, under Patterns & Score Sheets.
- h) The use of natural logs is encouraged.
- i) Posting at the extended trot is acceptable.
- j) Touching or holding the saddle horn is acceptable.

## FAULTS

208. A contestant shall be penalized each time the following occur:

1) ONE POINT

- a. Too slow (per gait)
- b. Over-bridled (per maneuver)
- c. Out of frame (per maneuver)
- d. Break of gait at walk or jog for 2 strides or less
- e. Wrong lead or out of lead for 2 strides or less

2) THREE POINTS

- a. Break of gait at walk or jog for more than 2 strides
- b. Break of gait at lope, except when correcting an incorrect lead
- c. Wrong lead or out of lead for more than 2 strides
- d. Draped reins (per maneuver)
- e. Out of lead or cross-cantering more than two strides when changing leads trotting more than three strides when making a simple lead

- 
- 
- change
- f. Severe disturbance of any obstacle
  - g. Trotting more than three strides in a lope departure or exiting a rollback into a lope from a stop or walk
- 3) FIVE POINTS
    - a. Blatant disobedience (kick, bite, buck, rear, etc.) for each refusal
  - 4) PLACED BELOW HORSES PERFORMING ALL MANEUVERS
    - a. Eliminates maneuver
    - b. Incomplete maneuver
  - 5) ZERO SCORE
    - a. Illegal equipment including hoof black, braided or banded manes, or tail extensions
    - b. Willful abuse
    - c. Major disobedience or schooling
  - 6) No specific penalties will be incurred for nicks/hits on logs but deduction may be made in maneuver score.
  - 7) No specific penalties will be incurred for over/under spins but deduction may be made in maneuver score.

## RANCH TRAIL

209. The Ranch Trail class should test the horse's ability to cope with situations encountered while being ridden through a pattern of obstacles generally found, during the course of, everyday ranch work. The horse/rider team is judged on the correctness, efficiency and pattern accuracy with which the obstacles are negotiated, and the attitude and mannerisms exhibited by the horse. Judging emphasis is on identifying the well broke, responsive and well-mannered horse which can correctly navigate and negotiate the course. No horse may cross enter Trail and Ranch Trail regardless of the division. Refer to Rule #204 b).

## CLASS FORMAT

- 210.
- a) When setting courses, management will be mindful that the idea is not to trap a horse/rider team or eliminate it by making an obstacle too difficult. All courses and obstacles are to be constructed with safety in mind to reduce the risk for accidents. Show committee shall have the option of setting up the trail course to best fit the arena conditions. An outdoor course is recommended if appropriate terrain is available.
  - b) Judges must walk the course and have the right and duty to alter the course if it is not in keeping with the intent of the class. Judges may remove or change any obstacles they deem unsafe, non-negotiable or unnecessarily difficult. Any time a trail obstacle becomes unsafe during a class, it shall be



- 
- 
- repaired or removed from the course. If the course cannot be repaired and some horses have completed the course, the score for that obstacle shall be deducted from all previous draws in that class.
- c) The course must be designed using the mandatory obstacles and maneuvers plus optional obstacles. Any and all obstacles requiring mount and or dismount, will require management to provide stool/mounting block. Combining two or more of the obstacles is acceptable.
  - d) The ranch trail course will include no less than six and no more than nine obstacles. It is mandatory that the horse be asked to walk, trot and lope during the course. Walk can be part of obstacle score or be scored with the approaching obstacle. Trot must be at least 35' and score with approaching obstacle.
  - e) Lope must be lead specific, at least 50' and score with approaching obstacle. Care must be exercised to avoid setting up any obstacles that may be hazardous to the horse or rider.
  - f) Mandatory obstacles and/or maneuvers:
    - 1) Ride over obstacles on the ground – usually logs or poles. Walk, trot, or lope may be used, but only one gait is required.
      - a. Walk-overs: Walk over no more than five logs or poles no more than 10" high. The space between logs or poles should be 26-30". The formation may be straight, curved, zig-zagged, or raised.
      - b. Trot-overs: Trot over no more than five logs or poles no more than 10" high. The space between logs or poles should be 36-42". The formation can also be straight, curved, zig-zagged, or raised.
      - c. Lope-overs: Lope over no more than five logs or poles no more than 10" high. The space between logs or poles should be 6-7'. The formation can also be straight, curved, zig-zagged, or raised.
    - 2) Opening, passing through, and closing gate: Use a gate that will not endanger horse or rider and requires minimum side passing.
    - 3) Ride over wooden bridge: Bridge should be sturdy, safe and negotiated at a walk only. Heavy plywood lying flat on the ground is an acceptable simulation of a bridge. Suggested minimum width shall be 36" wide and at least 6' long
    - 4) Backing obstacles: Backing obstacles are to be spaced at a minimum of 28". If elevated, 30" spacing is required. Back through and around at least three markers. Back through L, V, U, straight or similarly shaped course which may be elevated no more than 24".
    - 5) Side pass obstacle: Any object which is safe

---

---

and of any length may be used to demonstrate responsiveness of the horse to leg signals. Raised side pass obstacles should not exceed 12".

- 6) Rope drag: A rope drag is not to be used in Novice classes. Drag may be a complete figure eight and may begin in either direction. The exhibitor must have the rope dallyed on the saddle horn (a full dally) for the duration of the drag.
- g) Optional Obstacles: Optional obstacles may be used provided the obstacles can be found in everyday ranch work. Optional obstacles from which selections can be made include but are not limited to:
- 1) A jump obstacle whose center height is not less than 14" high or more than 25" high. Holding the saddle horn is permissible for this obstacle.
  - 2) Only live or stuffed animals which would normally be encountered in an outdoor setting may be used but not to be used in an attempt to spook a horse.
  - 3) Carry object from one part of the arena to another.
  - 4) Remove and replace materials from a mailbox.
  - 5) Trot through cones spaced a minimum of 6' apart.
  - 6) Cross natural ditches or ride up embankments.
  - 7) Swing rope or throw rope at a dummy steer head.
  - 8) Step in and out of obstacle.
  - 9) Put on slicker or coat.
  - 10) Stand to mount with mounting block. Stool/Mounting block will be provided.
  - 11) Walk through water obstacle.
  - 12) Open gate on foot. Stool/Mounting block will be provided.
  - 13) Pick up feet.
  - 14) Walk through brush.
  - 15) Ground tie. (Hobbles are allowed) Stool/Mounting block will be provided.
  - 16) Lead at the trot.
- h) Prohibited Obstacles:
- 1) Tarps
  - 2) Water obstacles with slick bottoms
  - 3) PVC pipe used as a jump or walk over
  - 4) Tires
  - 5) Rocking or moving bridges
  - 6) Logs elevated in a manner that permits such to roll in a dangerous manner

## JUDGING

211.

- a) All runs begin upon entering the pen and any infractions are subject to penalty at that time (such as two hands on the reins, using either hand to instill fear or praise, etc.). The rider has the option

---

---

of eliminating any obstacle, however this will result in being “off pattern” (OP) and the horse/rider team may not place above others who have completed the pattern correctly. A judge may ask a horse to pass on an obstacle after three refusals or at any time for safety concerns.

- b) Credit is given to horse/rider teams who negotiate the obstacles correctly and efficiently. Horses should receive credit for showing attentiveness to obstacles and ability to negotiate through the course when the obstacles warrant it while willingly responding to rider’s cues on more difficult obstacles. Quality of movement and cadence should be considered part of the maneuver score for the obstacle.
- c) Scoring will be on the basis of 0-infinity, with 70 denoting an average performance. Each obstacle will receive an obstacle score that should be added or subtracted from 70 and is subject to a penalty that should be subtracted. Each obstacle will be scored on the following basis, ranging from +1 1/2 to -1 1/2: -1 1/2 extremely poor, -1 very poor, -1/2 poor, 0 correct, +1/2 good, +1 very good, +1 1/2 excellent. Obstacle scores are to be determined and assessed independently of penalty points. Penalties should be assessed per occurrence as follows:
- d) The following deductions will result:
- 1) One (1) Point Penalties:
    - a. Over-bridled (per maneuver)
    - b. Out of frame (per maneuver)
    - c. Each hit, bite or stepping on a log, cone plant or any component of the obstacle
    - d. Incorrect or break of gait at walk or trot for two (2) strides or less
    - e. Both front or hind feet in a single-stride slot or space at a walk or trot
    - f. Skipping over or failing to step into required space
    - g. Split pole in lope-over
    - h. Incorrect number of strides
    - i. If specified; one to two steps on mount/dismount or ground tie except shifting to balance
    - j. Wrong lead or out of lead for 2 strides or less
  - 2) Three (3) Point Penalties:
    - a. Wrong lead or out of lead for more than 2 strides
    - b. Draped reins
    - c. Break of gait at lope, except when correcting an incorrect lead
    - d. Break of gait at walk or trot for more than two (2) strides
    - e. Three to four steps on mount/dismount on ground tie

- 
- 
- f. Trotting more than three strides in a lope departure or exiting a rollback into a lope from a stop or walk
  - g. Knocking down or over, or severely disturbing an obstacle
  - h. Stepping out of or falling off an obstacle with one foot
  - i. Missing or evading part of a log/obstacle that is part of a series of an obstacle with one foot
- 3) Five (5) Point Penalties:
- a. Spurring in front of cinch
  - b. Blatant disobedience
  - c. Use of either hand to instill fear/praise
  - d. ~~Knocking over~~, stepping out of, or falling off an obstacle with more than one foot
  - e. Dropping an object required to be carried
  - f. 1st or 2nd cumulative refusal
  - g. Letting go of gate
  - h. Five or more steps on mount/dismount or ground tie
  - i. Missing or evading part of a log/obstacle that is part of a series of an obstacle with more than one foot

- 4) Off-Pattern (OP):
- a. Breaking pattern
  - b. Use of two hands (except in snaffle bit or hackamore)
  - c. More than one finger between split reins or any fingers between romal reins (except two rein)
  - d. 3rd refusal
  - e. Repeated blatant disobedience
  - f. Failure to dally and remain dallied.

Exhibitors cannot place above others who complete pattern correctly.

- 5) Disqualification (DQ):
- a. Lameness
  - b. Abuse
  - c. Illegal equipment
  - d. Disrespect or misconduct
  - e. Leaving working area before pattern is complete
  - f. Improper western attire
  - g. Fall of horse/rider (run ends; scores will be given for work done but the horse/rider team will be disqualified and will not be placed), refer to Rule #128 j).

Disqualified entries are counted as an entry in the class but cannot receive points or credits for that class.

## RANCH RAIL

212.

- a) This class is intended as a rail class but individuals working off the rail will not be penalized. Riders

---

---

are encouraged to use adequate space given the extension of gaits required. The Ranch Rail pleasure class measures the ability of the horse to be a pleasure to ride while being used as a means of conveyance from one ranch task to another and should reflect the versatility, attitude, and movement of a working horse. The horse should be well-broke, relaxed, quiet, soft and cadenced at all gaits. The horse should be ridden on a relatively loose rein with light contact and without requiring undue restraint. The horse should be responsive to the rider and make timely transitions in a smooth and correct manner. The horse should be soft in the bridle and yield to contact.

- b)** The ideal ranch rail horse should have a natural head carriage at each gait. In all gaits, movement of the ranch rail pleasure horse should simulate a horse needing to cover long distances, softly and quietly, like that of a working ranch horse. This class should show the horse's ability to work at a forward, working speed while under control by the rider. Light contact should be rewarded and horse shall not be shown on a full drape of reins. The overall manners and responsiveness of the horse while performing the maneuver requirements and the horse's quality of movement are the primary considerations.

## **CLASS FORMAT**

### **213.**

- a)** Part of the evaluation of this class is on smoothness of transitions. A horse may be collected from the extended trot as the horse moves into the lope. The transition from the extended lope down to the trot is a transition to the seated trot, not the extended trot. Therefore, an extra cue to achieve this gait is expected. Horses that complete this total transition within three strides calmly and obediently should be rewarded. Horses that attempt to stop or do stop prior to trotting will be penalized. Judges expect to see horses that have been trained to respond to cues. To see these cues applied discretely and the horse responding correctly could be a credit earning situation.
- b)** Class shall work both ways of the ring at all requested gaits. Posting at the extended trot is acceptable.
- c)** Ranch Rail Pleasure Penalties. A contestant shall be penalized each time the following occur:
- 1)** Too slow/per gait.
  - 2)** Over-bridled.
  - 3)** Out of frame.
  - 4)** Break of gait at walk or jog for 2 strides or less.
  - 5)** Break of gait at walk or jog for more than 2 strides.

- 
- 
- 6) Break of gait at lope.
  - 7) Wrong lead or out of lead.
  - 8) Draped reins.
  - 9) Out of lead or cross-cantering more than two strides.
  - 10) Trotting more than three strides when taking lead.
- d) The following shall be cause for disqualification:
- 1) Major disobedience or schooling
  - 2) Willful abuse
  - 3) Changing hands or two hands on reins, except when showing with a hackamore or snaffle bit.

## **RANCH HORSE CONFORMATION**

**214.**

1. For a show to offer this class the show must also offer at least one other NSBA approved Ranch Horse class.
  - a) No horse may cross enter into any Performance Halter class at the same show.
2. Classes to be offered are:
  - a) Open Ranch Horse Conformation
  - b) Amateur Ranch Horse Conformation
  - c) Youth Ranch Horse Conformation (geldings and mares only)
  - d) Non Pro Ranch Horse Conformation
3. The purpose of Ranch Horse Conformation is to select well-mannered individuals that are the most positive combination of balance, structural correctness and movement appropriate for various activities of a working ranch horse.
4. The Ranch Horse Conformation class must be held after the conclusion of the other ranch horse classes.
5. To be eligible to compete in ranch horse conformation, the horse must be shown in at least one of the NSBA approved ranch horse classes offered by the show.
6. All sexes will be shown together as one class.
7. Horse to be shown in a good working halter: rope, braided, nylon or plain leather halter. No adornment is allowed on either halter or lead.
8. Horses will walk to the judge(s) one at a time. As the horse approaches, the judge(s) will step aside to enable the horse to trot straight to a cone placed 50 feet away. At the cone, the horse will continue trotting, turn to the left and trot toward the left wall or fence of the arena. After trotting, horses will be lined up head to tail for individual inspection by the judge(s).
9. The judge shall inspect each horse from both sides, front and rear and place the horses in order of preference.
10. This class will not be eligible for Grand and Reserve as all sexes show together.

---

---

## **WALK TROT CLASSES**

- 215.** Non Pro and Small Fry Walk Trot classes can be held in Showmanship, Western Pleasure, Western Horsemanship, Trail, Hunter Under Saddle and Hunt Seat Equitation. Walk Trot classes are available, at the discretion of show management, at any NSBA approved show.
- a)** The Non Pro Walk Trot classes can only be held as an all-age Non Pro, Youth/Junior or Amateur class and cannot be split out into Youth/Junior age groups or select. Only one horse/rider combination is allowed per class. If an exhibitor enters into a Non Pro Walk Trot class that exhibitor could not show in a loping/cantering class at that same show. However, that exhibitor can switch back and forth between the different shows.
  - b)** The same rules apply in Non Pro/Small Fry Walk Trot classes as apply in the corresponding class, except loping/cantering is prohibited in both pattern and rail work. See Rules #125-129.
  - c)** Exhibitors going off pattern, knocking over or on wrong side of cone, never performing specified gait, or overturning more than 1/4 turn than designated, shall not be disqualified, but must always place below exhibitors not incurring a disqualifying fault.
  - d)** Scored according to severity include: Head carried too low and/or clearly behind the vertical excessively and consistently while the horse is in motion, or otherwise showing the appearance of intimidation.

In Trail

- e)** Scored the same as any other trail class but omitting the lope.
- f)** Course will consist of not less than 5 and not more than 7 obstacles, which will only be walk and trot.
- g)** The obstacles in this class shall not be raised.

## **HUNTER EVENTS**

### **ATTIRE**

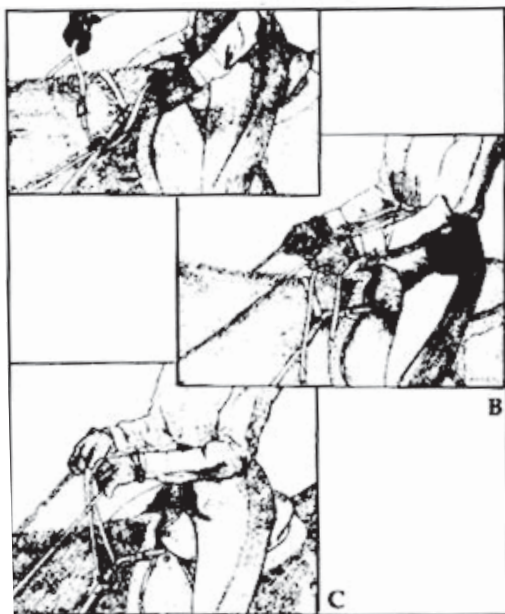
- 216.** Conventional English attire is mandatory as described under NSBA rules for English attire (Rule #138). Shadbelly's with stock ties and vests are permissible attire in Futurity classes and Hunter classic classes.

### **GAITS**

- 217.** Gaits are to be judged according to the NSBA rules for Hunter Under Saddle Gaits (Rule #141).

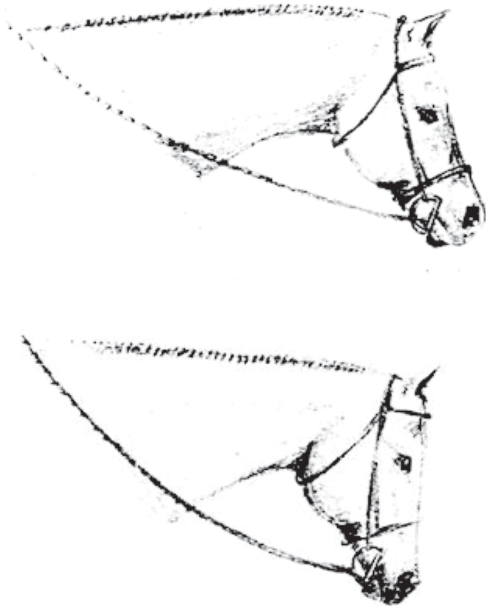


*Examples of Proper Hand Positions*



*Examples of Unacceptable Hand Position.  
These hand positions should be severely penalized.*





*Examples of Proper Head Positions*

## HUNTER UNDER SADDLE

### JUDGING

218.

- a) Entries must be shown with both hands maintaining a light contact on the horse's mouth. Hands should be held at a 45° angle, creating a straight line from the bit to the rider's elbows. The hands should be carried close to the withers - not more than 10" apart. The end of the reins should come out of the top of the hand between the index finger and thumb. Three or four fingers around the rein are permitted. The bite of the reins can be carried on either side of the horse. Riders' hands should be visible to the judge(s) at all time.
- b) Hunter Under Saddle horses should be suitable to purpose. They should move in a long, level frame and be able to lengthen their strides and cover ground as in traversing Hunt Country following hounds. They should be obedient, alert and responsive to their riders. Quick, short strides should be penalized. Horses to be shown at a walk, trot and canter both ways of the ring. Horses may be asked to change to the canter from a flat-footed walk or trot, at the judges' discretion. At the option of the judge, horses may be asked to extend the walk, trot or to hand gallop, one or both ways of the ring. The judges may ask all or just the top 12

- 
- 
- horses to extend the walk or trot, however, never more than the top 12 horses may be asked to hand gallop. At the hand gallop, the judge may ask the group to halt and stand quietly on a free rein. At the discretion of the judge, the back may be required only of the finalists in the class. Horse must reverse at a walk or a trot at the discretion of the judge but shall not be asked to reverse at the canter, extended trot or hand gallop.
- c) A tight rein is at no time acceptable. Horses, which move in an artificial frame and are over flexed and behind the bit should be penalized.
  - d) Hunter Under Saddle horses should be happy and natural. Emphasis shall be placed on manner, movement and attitude as reflected on the horse's ears, mouth, tail and way of going. Judges shall be instructed to pay particular attention to the above and any attempt to alter the above shall be judged accordingly.
  - e) The same judges must judge all horses in a go-round.

## 219. FAULTS

- a) Faults to be scored according to severity:
  - 1) Quick, short or vertical strides
  - 2) Being on the wrong lead
  - 3) Being on the incorrect diagonal
  - 4) Breaking gait
  - 5) Excessive speed at any gait
  - 6) Excessive slowness in any gait, loss of forward momentum
  - 7) Failure to take the appropriate gait in a timely manner when called for
  - 8) Head carried too high
  - 9) Head carried too low (Tip of ear consistently below the withers)
  - 10) Overflexing or straining neck in head carriage so the nose is carried behind the vertical
  - 11) Excessive nosing out
  - 12) Loss of forward motion during transitions or in reverse
  - 13) Open mouth excessively
  - 14) Stumbling
  - 15) If horse appears sullen, dull, lethargic, emaciated, drawn or overly tired
  - 16) A back that is poor, reluctant or with hesitation
  - 17) Overly canted at the lope. (Outside hind leg consistently carried further in than inside front leg).
- b) To be severely penalized
  - 1) Blatant disobedience
- c) Faults which shall be cause for disqualification, except in Novice Non Pro or Novice Youth which are faults, scored according to severity:
  - 1) Overflexing or straining neck in head carriage so the nose is carried behind the vertical consistently.

- 
- 
- 2) Fall to the ground by horse and/or rider. Refer to Rule #128 j).
  - 3) Failure to back more than 2 strides or 4 steps with the front legs.
  - 4) Excessive schooling or training

## WORKING HUNTER

These classes will be governed by Working Hunter Rule #227 of the NSBA Handbook. This class will be run in open numerical score format 0-100 (found in the Working Hunter Rule #228). Hunter Jumper Special Events see rules starting with Rule #256.

### 220. THREE YEAR OLD WORKING HUNTER

- a) Horses are to jump fences 2'3" -2'6" in height. This class will be scored higher based on style rather than mechanics. There will be no change in direction required for this class.
- b) This class cannot be offered prior to July 1st of the current calendar year.

### 221. FOUR AND FIVE YEAR OLD WORKING HUNTER

- a) Horses are to jump fences 2'6"-3'0" in height.

### 222. SIX YEAR OLD AND OVER WORKING HUNTER

- a) Horses are to jump fences 2'9"-3'3" in height.

### 223. PROGRESSIVE WORKING HUNTER

- a) Horses of all ages that have not earned 10 points in any NSBA recognized equine association or The Jockey Club, approved Working Hunter classes excluding Green Working Hunter points as of January 1 of the current show year. Points from all divisions, cumulative – Youth, Amateur, and Open – will count. Novice points will not count. Eligibility of the horse is on the honor system and can be subject to verification through NSBA records, Equistat, and/or NSBA recognized equine associations. A horse is eligible to compete only one time in the Progressive Working Hunter class at the NSBA World Show.
- b) To jump fences 2'9" in height.

### 224. GREEN WORKING HUNTER

- a) To jump fences 2'6" in height.

### 225. ALL AGED WORKING HUNTER

- a) Horses are to jump fences 2'6"-3'0" in height.

### 226. NON PRO WORKING HUNTER

- a) Horses are to jump fences 2'9"-3'0" in height.

## JUDGING

---

---

227.

- a) The same rules apply in all NSBA classes except minimum fence height.
- b) A hunter course shall be any course that management deems a fair test of a hunter. Judges are responsible for correctness of each course after it has been set and shall call the show committee's attention to any errors that would tend to result in unfair or inappropriate courses.
- c) Course or Arena Arrangement:
  - 1) Minimum of four obstacles. Horses are to jump a minimum of eight fences. One change of direction is mandatory.
    - a. In futurity classes first round horses to jump a minimum of eight fences and second round horses to jump a minimum of six fences. One change of direction is mandatory, with the exception of the Three Year Old Working Hunter where no change of direction is required.
  - 2) Obstacles which may be used:
    - a. Fences shall simulate obstacles found in the hunting field, such as natural looking post and rail, brush, walls, coops and ascending oxers (not square). Triple bar and hogsback are prohibited. Striped poles are not recommended; PVC poles used as rails are not permitted.
    - b. The top element of all fences must be securely placed so that a slight rub will not cause a knockdown;
    - c. Distance between fences is recommended to be in 12-foot (3.5 meters) increments with the exception of some combinations: one stride in and out, 24-26 feet (7 meters); two strides in and out, 36 feet (11 meters); three strides, 48 feet (14.5 meters); If fences exceed 3'0" in height lines maybe stretched out 1 to 4 feet (1 meter) per line.
    - d. Minimum height for Junior horses, Youth and Amateur classes must be two feet nine inches (90 cm), with a maximum of three feet three inches (1 meter); heights for Senior Horses must be a minimum of two feet nine inches (90 cm), with a maximum of three feet six inches (1.07 meters), and all-ages must be a minimum of three feet (90 cm) with a maximum of three feet three inches (110 cm).
    - e. Minimum height for Novice and Select will be two feet six inches (79 cm) with a maximum of two feet nine inches. In all age Amateur classes, the Select will have the option to jump the Select height or Amateur height, but must be declared to starter prior to start of the class.
    - f. A variation of three inches (75 mm) in fence height, lower than official heights listed, may be instituted if show management and the

- 
- 
- judge feel circumstances warrant, i.e., footing, weather, etc.;
- g.** The use of wings on obstacles in hunter classes is recommended; standards made of PVC material must be anchored or properly secured.
  - h.** Jump standards with whole heights at three inch (75 mm) intervals with jump cups are recommended.
  - i.** First rounds of all age, six years and over, and Non Pro Hunter course may be suitable of a handy hunter course which can have a trot jump no higher than 2'6" in height, a hand gallop and natural obstacles such as logs and brush, coops without poles over them.

## **SCORING**

- 228.** To be judged on manners, way of going and style of jumping. Horses shall be credited with maintaining an even hunting pace that covers the course with free-flowing strides. Preference will be given to horses with correct jumping style that meet fences squarely, jumping at the center of fence. Judges shall penalize unsafe jumping and bad form over fences, whether touched or untouched, including twisting. Incorrect leads around the ends of the course or cross-cantering shall be penalized, as well as excessive use of crop. In and outs (one or two strides) shall be taken in the correct number of strides or be penalized. Any error, which endangers the horse and/or its rider, particularly refusals or knockdowns, shall be heavily penalized.
- a)** Scoring shall be on a basis of 0-100 open numerical format, with an approximate breakdown as follows:
    - 1)** 90-100: an excellent performer and good mover that jumps the entire course with cadence, balance and style.
    - 2)** 80-89: a good performer that jumps all fences reasonably well; an excellent performer that commits one or two minor faults.
    - 3)** 70-79: the average, fair mover that makes no serious faults, but lacks the style, cadence and good balance of the scopier horses; the good performer that makes a few minor faults.
    - 4)** 60-69: poor movers that make minor mistakes; fair or average movers that have one or two poor fences but no major faults or disobediences.
    - 5)** 50-59: a horse that commits one major fault, such as a hind knockdown, refusal, trot, cross canter or drops a lead.
    - 6)** 30-49: a horse that commits two or more major faults, including front knockdowns and refusals, or jumps in a manner that otherwise endangers the horse and/or rider.

- 
- 
- 7) 10-29: a horse that avoids elimination but jumps in such an unsafe and dangerous manner as to preclude a higher score.
- b) Elimination
    - 1) A total of three disobediences that can include any of the following: refusal, stop, run out or extra circle.
    - 2) Jumping an obstacle before it is reset.
    - 3) Bolting from the arena.
    - 4) Off course.
    - 5) Failure to trot the horse a minimum of 10 strides in a small circle on a loose rein for soundness, after jumping the last fence, while still mounted and prior to leaving the arena.
  - c) General
    - 1) Circling once upon entering the ring is permissible.
    - 2) Horses shall not be requested to rejump the course.
    - 3) Manners shall be emphasized in Youth, Amateur and Non Pro classes.
    - 4) When an obstacle is composed of several elements, any disturbance of these elements will be penalized; however, only a reduction in height of the top element shall be considered a knockdown.
    - 5) In cases of broken equipment, the rider may either continue without penalty, or stop and correct the difficulty and be penalized the same as any loss of forward impulsion.
    - 6) When an obstacle requires two or more fences (in and out), faults committed at each obstacle are considered separately. In case of a refusal or run out at one element, entry must rejump the previous elements.
    - 7) Disobediences (major faults)-see Rule #228 b).
    - 8) The course must be posted at least one hour before scheduled time of class.
    - 9) It is mandatory that a schooling area with at least one practice jump or practice time in the arena be provided.
    - 10) Schooling over obstacles in the ring or over any part of an outside course is permitted only at the time designated by show management.

## HUNTER HACK

These classes will be governed by Hunter Hack Rule #237 of the NSBA Handbook.

### 229. THREE YEAR OLD OPEN HUNTER HACK

- a) Horses are to jump fences 2'0"-2'6" in height.

### 230. FOUR AND FIVE YEAR OLD OPEN HUNTER HACK

- a) To jump fences 2'3"-2'9" in height.

### 231. SIX YEAR OLDS AND OVER OPEN HUNTER HACK

- 
- 
- a) To jump fences 2'6"-3'0" in height.
- 232. FOUR AND FIVE OLD NON PRO HUNTER HACK**  
a) To jump fences 2'3" -2'6' in height.
- 233. SIX YEAR OLDS AND OVER NON PRO HUNTER HACK**  
a) To jump fences 2'6 " - 2'9" in height.
- 234. GREEN HUNTER HACK**  
a) To jump fences 2'3"- 2'9" in height.
- 235. ALL AGED OPEN HUNTER HACK**  
a) To jump fences 2'6"-3'0" in height.
- 236. NON PRO HUNTER HACK**  
a) To jump fences 2'6"-3'0" in height.

## JUDGING

- 237.**
- a) The Hunter Hack horse should move in the same style as a Working Hunter. The class will be judged on style over fences, even hunting pace, flat work, manners and way of going. The poll should be level with, or slightly above the withers, to allow proper impulsion behind. The head should not be carried behind the vertical, giving the appearance of intimidation, or be excessively nosed out, giving a resistant appearance.
- b) Horses are first required to jump two fences, two feet three inches (68.5 cm) to three feet (90 cm). However, if the jumps are set on a line they are recommended to be in increments of 12 feet (3.5 meters) but adjusted to no less than two strides. A ground line is recommended for each jump. Futurity classes and Open classes will be set at their specified heights see Rule #229-236.
- c) Horses being considered for an award are then to be shown at a walk, trot and canter.
- d) At the discretion of the judge, contestants may be asked to hand gallop pull up or back and stand quietly following the last fence.
- e) When necessary to split large classes by running more than one go-round, finalists must both be re-jumped and reworked on the flat.
- f) Placing for the class shall be determined by allowing a minimum of 70 percent for individual fence work and a maximum of 30 percent for work on the flat.
- g) Faults over fences will be scored as in Working Hunter class. Horses eliminated in over fence portion of the class shall be disqualified. (See Rule #227 b.)
- h) Faults (to be scored accordingly, but not necessarily cause disqualification during the rail work) include:

- 
- 
- 1) Being on wrong lead and/or wrong diagonal at the trot
  - 2) Excessive speed (any gait)
  - 3) Excessive slowness (any gait)
  - 4) Breaking gait
  - 5) Failure to take gait when called
  - 6) Head carried too low or too high
  - 7) Nosing out or flexing behind the vertical
  - 8) Opening mouth excessively
  - 9) Stumbling
- i) Faults, which will be cause for disqualification, except in Novice Amateur or Novice Youth classes, which shall be faults, scored according to severity:
- 1) Head carried too low (such that the poll is below the withers consistently).
  - 2) Over-flexing or straining neck in head carriage so the nose is carried behind the vertical consistently.

## **HUNT SEAT EQUITATION OVER FENCES**

**238.** The purpose of this event should be to evaluate Amateur and Youth rider's correctness and ability over the fences. This class should be judged on the precision of riding ability while executing the jumps. The class objective is to judge the rider's ability over the fences, not the horse's. Only the effect the rider has on a horse is to be considered. How a rider elects to ride the course, the pace and approach to the jumps are used to evaluate the rider's judgment and ability.

- a) Position. Refer to Rule #246 b)
- b) Attire. Refer to Rule #138
- c) Equipment. Refer to Rule #136-137
- d) Course requirements.
  - 1) Course is to be posted one hour prior to the class.
  - 2) At least four obstacles are required and horses must jump a minimum of six fences.
  - 3) At least one change of direction is required.
  - 4) Minimum height of fences must be 2'6" (79 cm), with a maximum height of 3' (91.4 cm). Except in Novice and Select classes where the maximum height is 2'9" (83.8 cm).
  - 5) It is recommended that show management offer this class prior to its corresponding Working Hunter class.

## **CLASS FORMAT**

**239.**

- a) The exhibitor is being judged as soon as he/she enters the arena. Exhibitors have the option of entering the arena at any gait (unless otherwise stated on the course), making transition to canter from halt, walk or trot before approaching the first fence
- b) Each competitor may circle once before approach-



- 
- 
- ing the first obstacle, then proceeds around the course keeping an even pace throughout.
- c) Rider must obtain correct lead to properly turn around end of arena before breaking into final trot circle. The class is not over until the exhibitor trots a circle and walks out of the ring. Riders should leave the arena at a walk unless otherwise instructed.
  - d) Except for refusals, jumping faults of the horse are not to be considered unless it is the result of the rider's ability. If a refusal occurs in a double or triple, competitors must re-jump all obstacles in the combination. In the case of knockdowns, a penalty of 4 points per obstacle will be deducted from base score.
  - e) The following will result in elimination:
    - 1) Three accumulative refusals; and
    - 2) Off course.
  - f) If elimination occurs during a ride-off, the competitor is placed last of all those chosen for the ride-off.
  - g) The following constitute major faults:
    - 1) A refusal
    - 2) Loss of stirrup
    - 3) Trotting while on course when not part of a test
    - 4) Loss of reins
    - 5) Incorrect diagonal
  - h) Outside assistance will be penalized at the judge's discretion.
  - i) In cases of broken equipment or loss of shoe, competitor must continue or be eliminated.
  - j) An exhibitor may enter the class only one time.

## SCORING

- 240.** Suggested scoring may be on a basis of 0-100, with an approximate breakdown as follows:
- 90-100: Excellent equitation, position and presentation; meets all fences squarely and at proper distance. Uses all options to their advantage.
- 80-89: Minor equitation faults, i.e., long, weak distance, deep distance, one step landing at counter-canter. Rider still maintains a quality ride.
- 70-79: More problems occur, equitation suffers, i.e., rounded shoulders, heels are not down, hands incorrect, lacks the style and presence. One major fence problem, i.e., chip with a ride up the neck, or discreet swap out, jumping off one side of jump. No dangerous fences, not a flowing course.
- 60-69: Major equitation faults, poor body position, loose legs and seat, failure to obtain or maintain trot to a trot fence approach, 2 or 3 misses at the fence, obvious wrong lead before or on the courtesy circle.
- 40-59: Breaking to a trot while on course, counter-canter or cross-canter at ends of arena, missed lead changes, loss of stirrup, dropping a rein, extra stride in combination.
- 10-39: Rider avoids elimination, one or two refusals,

---

---

knock-downs, dangerous fences.

~~\*\*If a rider steps into the obvious wrong lead for one or two strides only before or on the courtesy circle, it is noted on the score sheet, which may be used as a tie breaker in the event of a ride of equal quality and score.~~

## **WORKING HUNTER UNDER SADDLE**

241. The purpose of this class is to exemplify a horse doing its job in the hunting field and to promote correct natural appearance and forward movement in all gaits. Horses should be shown with active, working, and energetic ground-covering gaits at the walk, trot, and canter. The gaits should be comparable to a horse performing a working hunter course. Excessive slowness at the walk, trot, and/or canter must be penalized. Working hunter under saddle horses should exhibit a natural self-carriage, correct uphill balance, and the fluid forward movement that is desirable for working hunters and which allows horses to build strength and coordination for performing correctly over fences.

### **CLASS ELIGIBILITY**

242.

- a) For the horse to be eligible to be shown in the Working Hunter Under Saddle class, it must be shown in a minimum of one over fence class (Hunter Hack, Equitation Over Fences, Working Hunter, and/or Jumping) in any division at that show.
- b) Horses may not be shown in Hunter Under Saddle and Working Hunter Under Saddle at the same show.
- c) To offer Working Hunter Under Saddle in any division, a show must also offer at least one of the following over fence classes: Hunter Hack, Equitation Over Fences, Working Hunter, and/or Jumping.
- d) Working Hunter Under Saddle is to be held immediately following the over fence classes. Management has the option to keep or remove jumps from the ring.

## **HUNT SEAT EQUITATION ON THE FLAT**

243. Novice Youth and Novice Amateur Walk Trot Hunt Seat Equitation on the Flat. The same rules apply Walk Trot Hunt Seat Equitation on the Flat as apply in Hunt Seat Equitation on the Flat, except cantering is prohibited both in pattern and rail work.

### **CLASS FORMAT**

244. Exhibitors may be worked individually from the gate or they may all enter at once, but a working order

---

---

must be drawn regardless. The entire class, or only the finalists, must work at all three gaits at least one direction of the arena. Rail work can be used to break ties and possibly adjust placings.

- a) A turn on the forehand to the right is accomplished by moving haunches to the left.
- b) A forehand turn to the left is accomplished by moving haunches to the right.
- c) If riders are asked to drop their irons, they can leave them down or cross them over the withers.
- d) When performing a leg-yield, the horse should move forward and lateral in a diagonal direction with the horse's body straight with a slight flexion of the head in the opposite direction of lateral movement. When a horse yields to the right the head is slightly (just to see the eye of the horse) to the left. A horse yielding to the left the head is slightly flexed to the right.
- e) When a lead change is a required maneuver, it may be designated as a simple change or the exhibitor has the option to perform either a simple or flying lead change.

**245.** Individual works may be compromised of any of the following:

Group #1: Walk, Sitting Trot, Extended Trot, Posting Trot, Canter, Circles, Figure 8, Halt, Back, Side pass, Address Reins, Demonstrate Change of Diagonal.

Group #2: Serpentine (Trot or Canter), Turn on Haunches or Forehand, Leg-Yield, Change of Lead.

Group #3: Canter and Hand Gallop in a straight or curved line, Counter-Canter Figure 8, Drop or Pick-up Irons without stopping.

- a) **THE WALK:** Should be a 4-beat gait with the rider in a vertical position with a following hand.
- b) **THE POSTING TROT:** Figure 8 at trot, demonstrating change of diagonals. At left diagonal, rider should be sitting the saddle when left front leg is on the ground; at right diagonal rider should be sitting the saddle when right front leg is on the ground; when circling clockwise at a trot, rider should be on left diagonal; when circling counter-clockwise, rider should be on right diagonal. The rider should close his/her hip angle to allow his/her torso to follow the horizontal motion of the horse. The upper body should be inclined about 20 degrees in front of the vertical.
- c) **SITTING TROT AND CANTER:** At the sitting trot the upper body is only slightly in front of the vertical. At the canter the body should be positioned slightly more in front of the vertical. As the stride is shortened, the body should be in a slightly more erect position.
- d) **TWO-POINT POSITION:** The pelvis should be forward, but relaxed, lifting the rider's weight off the

---

---

horse's back and transferring the weight through the rider's legs. In this position the two points of contact between horse and rider are the rider's legs. Hands should be forward, up the neck, not resting on the neck.

- e) **HAND GALLOP:** A three-beat, lengthened canter ridden in two-point position. The legs are on the horse's sides while the seat is held out of the saddle. When at the hand gallop, the rider's angulation will vary somewhat as the horse's stride is shortened and lengthened. A good standard at a normal hand gallop should be about 30 degrees in front of the vertical.

## JUDGING

**246.** The purpose is to evaluate the ability of the hunter rider to perform various maneuvers on his/her horse. The communication between horse and rider through subtle cues and aids should not be obvious. Equitation is judged on the rider and his/her effect on the horse. Hunt Seat Equitation on the flat provides a base for a natural progression to over fence classes. The poll should be level with, or slightly above the withers, to allow proper impulsion behind. The head should not be carried behind the vertical, giving the appearance of intimidation, or be excessively nosed out, giving a resistant appearance.

- a) **Pattern.** It is mandatory that the judge post the pattern at least one hour prior to commencement of the class. The pattern should be designed so the majority of exhibitors can perform it in a reasonable length of time (under 60 seconds). All patterns must include a trot and canter. Patterns used in classes for riders 13 and under should use maneuvers from Group #1 and/or Group #2 (Rule #245). Horses' gaits are to be ridden with the same cadence and speed as you would find in the rail phase. All ties will be broken at the discretion of the judge.

- b) **Basic Position:** To mount, take up reins in left hand and place hand on withers. Grasp stirrup leather with right hand and insert left foot in stirrup and mount. To dismount, rider may either step down or slide down. The size of rider must be taken into consideration.

1) Hands should be over and in front of horse's withers, knuckles thirty degrees inside the vertical, hands slightly apart and making a straight line from horse's mouth to rider's elbow. Method of holding reins is optional, and bight of reins may fall on either side. However, all reins must be picked up at the same time.

2) The eyes should be up and shoulders back.

3) Toes should be at an angle best suited to rider's conformation; heels down, calf of leg in contact

---

---

with horse.

- 4) Iron should be on the ball of the foot and must not be tied to the girth.

## SCORING

**247.** Scoring will be on a basis of 0-infinity with 70 denoting an average performance. The individual maneuvers scored in  $\frac{1}{2}$  point increments from a low of -3 to a high of +3 with a score of zero denoting a maneuver that is correct with no degree of difficulty. A final score of 0 to +5 will be given for overall form and effectiveness at the completion of each run. A contestant will be penalized each time the following occur:

**a) Three (3) Point Penalty**

- 1) Break of gait at walk or trot up to 2 strides
- 2) Over/under turn of  $\frac{1}{8}$  to  $\frac{1}{4}$  of the prescribed turn
- 3) Tick or hit of cone
- 4) Missing a diagonal up to 2 strides in the pattern or on the rail.

**b) Five (5) Point Penalty**

- 1) Break of gait at walk or trot for more than 2 strides
- 2) Missing a diagonal for more than 2 strides in the pattern or on the rail
- 3) Not performing the specific gait or not stopping within 10 feet of designated area
- 4) Incorrect lead or break of gait at canter (except when correcting an incorrect lead at the canter)
- 5) Complete loss of contact between rider's hand and the horse's mouth
- 6) Head carried too high
- 7) Excessive nosing out
- 8) Loss of iron
- 9) Head carried too low and/or clearly behind the vertical while the horse is in motion, showing the appearance of intimidation
- 10) Obviously looking down to check leads or diagonals.

**c) Ten (10) Point Penalty (avoids disqualification but should be placed below other exhibitors that do not incur a severe fault)**

- 1) Loss of rein
- 2) Use of either hand to instill fear or praise while on pattern or during rail work
- 3) Grabbing any part of the saddle
- 4) Cropping or spurring in front of the girth
- 5) Kicking at other horses, exhibitors or judge
- 6) Severe disobedience or resistance by horse including, but not limited to, rearing, bucking or pawing.

**d) Faults, which will be, scored according to severity:**

- 1) Head carried too low (such that the poll is below the withers consistently).
- 2) Over-flexing or straining neck in head carriage

---

---

so the nose is carried behind the vertical consistently.

- e) Disqualifications (should not be placed) include:
- 1) Failure by exhibitor to wear correct number in visible manner
  - 2) Willful abuse
  - 3) Excessive schooling or training
  - 4) Fall by horse or rider. Refer to Rule #128 j).
  - 5) Illegal use of hands on reins
  - 6) Use of prohibited equipment
  - 7) Knocking over the cone, going off pattern or working on wrong side of cone
  - 8) Failure to follow pattern correctly, including failure to ever execute correct lead or gait where called for
  - 9) Overturning more than ¼ of prescribed turn
  - 10) In Novice Classes Only: Exhibitor's going off pattern, knocking over or on wrong side of cone, never performing specified gait, or overturning more than 1/4 turn than designated, shall not be disqualified, but must always place below exhibitors not incurring a disqualifying fault.

## PLEASURE DRIVING

248. The purpose of the class is to evaluate the horse's ability and pleasurable attitude while pulling a cart.

## CLASS FORMAT

- 249.
- a) Each horse shall demonstrate the required gaits, in both directions of the ring, and at the direction of the ring steward shall change direction by the horse crossing the ring at a walk only. In the lineup, each horse shall also be required to demonstrate its ability to back readily and stand quietly.
  - b) At the completion of judging, headers may be called in to assist drivers in lineup. Headers shall be neatly dressed in Western or English attire.

## ATTIRE

250. Exhibitor shall be neatly attired and wear long sleeves. A coat and tie of choice may be worn. All exhibitors shall wear a hat of choice. Exhibitor may wear rainwear or inclement weather apparel if weather conditions require. If female exhibitor is attired in short dress, a lap robe is required.

## CART

251. Horses shall compete in a Pleasure Driving class safely harnessed to a cart. The exhibitor shall be the only person permitted in cart while the horse is being exhibited, and no pets shall be allowed in cart during exhibition. The cart shall be a pleasure type,

---

---

two-wheeled, single-horse cart with seats for one or two persons. All carts must be basket type equipped with 24-inch (60cm) through 48-inch (1.2 meters) cart wheels. No stirrup type carts or sulkies will be allowed. Dash and basket cover optional.

## EQUIPMENT

- 252.** Equipment to be used shall include a whip suitable to the cart, light horse breast collar harness to include surcingle with shaft tie downs or quick hitch and crupper and standard bridle with overcheck or check reins.
- a) Optional Equipment. Blinders, breeching, shaft keepers or thimbles, running martingales and/or cavesson nosebands may be used at the option of the exhibitor.
  - b) Prohibited Equipment. Wire chin straps, regardless of how padded or covered, protective boots or wraps. Excessive ornamentation on harness, bridle or cart shall be penalized.
- 253.** Bits. Only traditional driving bits: half cheek snaffle, liverpool, elbow driving and bradoon overcheck bits are permitted. However, all mouthpieces must be a minimum of 5/16 inch (7.9mm) in diameter measured one inch from the cheek. If a curb chain is used, it must be at least 1/2" (15mm) in width, and be flat against the jaw of the horse.
- 254.** Horses must be shown with natural hooves and standard shoes. No extended hooves, heavy shoes or toe weights allowed.

## JUDGING

- 255.**
- a) Credit should be given to a pleasure driving horse that has an engaged trot with more impulsion and a long ground covering stride. Style, conformation and safety are paramount in this class. A pleasure driving horse should carry himself in a natural balanced position with a relaxed head and neck. His poll should be level with, or slightly above the level of the withers. Maximum credit should be given to a horse that moves straight with free movement, manners and bright expression. The horse shall be severely penalized if he carries his head behind the vertical, is over flexed, excessively nosed out, the poll is below the withers or exhibits lack of control by exhibitor.
  - b) Horses shall enter the ring in the same direction at a walk as directed by the announcer or ring steward. Each horse shall then be exhibited at the following gaits:
  - c) Gaits.
    - 1) Walk – a natural flat-footed, four-beat gait. Loss of forward rhythmic movement shall be penalized.

- 
- 
- 2) Park Gait - a forward, free-flowing, square trot with impulsion. Loss of forward, rhythmic movement or jogging shall be penalized.
  - 3) Road Gait – an extended trot showing a definite lengthening of stride, with a noticeable difference in speed. Short, quick animated strides and/or excessive speed shall be penalized.
  - d) The recommended class procedure is walk, park gait, road gait, park gait and walk.

## HUNTER/JUMPER SPECIAL EVENTS

**256.** The purpose of NSBA Hunter/Jumper Special Events as stand alone competitions is to promote activities that benefit horses, breeders, owners and exhibitors alike and to encourage the use of standardized rules for holding and judging this type of horse.

Each owner, trainer or agent thereof, participating in a NSBA approved event, is charged with the responsibility of knowing the rules and guidelines of the NSBA as set forth in the NSBA handbook and/or other such publication(s), or relevant correspondence, and is conclusively presumed to know such rules and guidelines by his/her participation in the event.

## HUNTER/JUMPER DIVISION

### **257. General**

- a) The judges shall evaluate for lameness all horses brought into any class. This is essential regardless of whether or not the competition indicates it is necessary. See Rule #128 i)
- b) No person shall treat any horse in a cruel or inhumane manner, including, but not limited to, the prohibited conduct specified in this Handbook. See Inhumane Treatment Rule #103
  - 1) **Poling:** Manual poling and the use of bamboo offsets are prohibited at all times on the grounds. In the event of a violation of this rule, the involved horse and its trainer of record as indicated on the entry form will be suspended from further competition at the show in which the violation occurred. In addition, no refunds will be given for any competition fees
- c) The use of approved safety cups is mandatory in all warm-up/schooling areas and competition rings.
- d) **Rider Categories (Rule #63 & 64)**
  - 1) **Open** – Any rider not eligible to compete under NSBA Non Pro rules is considered an Open Rider.
  - 2) **Non Pro** – The purpose of the NSBA Non Pro division is to provide a specific event for the Youth/Junior and Amateur exhibitors to show their horses using the guidelines of the NSBA.
    - a. The exhibitor must be a Youth/Junior (Youth/Junior must be 18 years of age or younger)



---

---

and hold a current and valid card as defined by one or more of the NSBA recognized equine associations (REA) or the NGB (National Governing Body) or an Amateur with a current and valid Amateur card held with one or more of the NSBA REA or the NGB or an Amateur/Youth/Junior that has completed and submitted an NSBA Non Pro Declaration form that states he/she has NOT within the past three years:

- b. Shown, trained or assisted in training for remuneration directly or indirectly.
- c. Instructed another person in riding, driving, training or showing for remuneration directly or indirectly.
- d. Judged a horse show for remuneration or been an approved horse show judge of any kind including but not limited to 4/H, breed associations, open show.

Remuneration is considered any form of compensation directly or indirectly for a service.

**e) Eligible Horses (Rule #54)**

- 1) To be eligible for competition in National Snaffle Bit Association classes, horses must be registered with NSBA.
- 2) Any age stallion, mare or gelding, registered with NSBA is eligible to be exhibited in any NSBA approved event except when specific class stipulations restrict participation, see Registration Rule #55.

**f) Stewards (Rule #91-98)**

- 1) It is recommended the show appoint a steward. At all Category I shows, the appointment of a steward is required. NSBA also reserves the right to assign a steward to officiate at any NSBA show. If no steward is present at the show, then the NSBA judge is responsible for checking equipment and enforcing the rules per NSBA guidelines. (See also rule #17 a.)

**g) Attire**

- 1) Conventional English attire is mandatory as described under NSBA rules for English attire (Rule #138) except when specifically stated in each division's rules.
- 2) ASTM approved safety helmet with a permanently secured harness must be worn at all times when mounted.

**h) Height of Mounts**

**1) Ponies**

- a. Small Pony – 12.2hh and under
- b. Medium Pony – Exceeding 12.2hh – Not Exceeding 13.2hh
- c. Large Pony – Exceeding 13.2hh – Not Exceeding 14.2hh

- 
- 
- d. Ponies must have a permanent or temporary measurement card completed by an official approved by National Snaffle Bit Association or Show Management.
- 2) Horses**
- a. Any division that is split into Large and Small are divided as follows:
  - b. Large Hunter – Over 16.0hh
  - c. Small Hunter – 16.0hh and under
- i) Equipment**
- 1) Horses are to be shown in equipment as described in under NSBA Equipment rules (Rule #136-137). With the following exceptions:
    - a. Spurs – The judge and/or steward may prohibit the use of any spur they consider inhumane.
    - b. Hunter Division
      - (1) Standing Martingales are allowed in all over fences classes and not permitted in Under Saddle or Hunter Hack.
      - (2) Saddle pads must be white and conform to the shape of the saddle.
    - c. Jumper Division
      - (1) Bits – The judge and/or steward may prohibit the use of any bit or equipment they consider inhumane or would tend to give a horse/rider an unfair advantage.
      - (2) Martingales are permitted when used in a traditional manner, unless otherwise stated in the prize list. Irish martingales are permitted in all classes.
      - (3) Draw Reins, German Martingales and other devices designed to set the head are prohibited in all classes and prohibited on ponies ridden by Junior riders at all times. Draw Reins and German Martingales may be used in schooling.
      - (4) Use of split boots or leg wraps, total weight not to exceed 500 grams.
      - (5) Legal nosebands include leather caveson, flash, drop and figure eight. Nose nets and nasal strips are allowed.
      - (6) Saddle pads should fit size and shape to accommodate numbers on both sides.
    - d. Hunter Equitation
      - (1) Bits – All NSBA legal bits as well as hunter gag. All other bits are prohibited (including but not limited to two ring, three ring, gags, hackamores, etc.)
    - e. Jumper Equitation
      - (1) Bits – All NSBA legal bits as well as gags and two or three ring bits. All other bits are prohibited
- j) Practice/Schooling**
- 1) Sufficient practice jumps suitable for schooling must be provided in all practice schooling areas including enough material to provide a trot

- 
- 
- fence, a vertical fence and oxer using approved safety cups. Use of unsafe devices is prohibited at all times and may include the use of cellular phones and ear buds at show management's discretion.
- 2) It is recommended that obstacles are flagged for direction and may only be ridden according to flag.
  - 3) In all cases, rails must either be fully in cups or on the ground and no person may hold any part of the jump while a horse is jumping said fence. Rails must be able to fall freely when hit and may not be secured in any manner.
  - 4) Ground lines are permissible providing they are placed no more than 3'3" on either side of the jump. Any jump using a ground line on the landing side, must also have a ground line on the front side of the jump. In all cases, the ground lines should be equal distance on landing and take-off side of the jumps. Ground lines are permissible only on the front side of oxers flagged for single direction.
  - 5) It is recommended that oxers have one rail on the backside.
  - 6) Placement rails may be used providing they are not higher or wider than 4', including cross rails, nor closer than 8' on the front side and 10' on the backside. For oxers, the landing side placement rails may be no closer than 20'. Shorter distances are acceptable for ponies.
  - 7) Items may be laid over the front vertical rail of schooling jumps.
  - 8) Combinations may be built but must be made with the correct jumping distances including bounce jumps not to exceed 3'6".
  - 9) Use of weighted boots, fetlock rings or other leg equipment may not exceed 500 grams.
  - 10) The steward may disqualify any person for failure to follow these rules and for any behavior deemed inhumane.
  - 11) If crossed poles are used as the top part of an obstacle, the top end of the poles must be in a cup and they must be able to fall individually. There can be a horizontal pole behind the crossed poles, which must be at least 6 inches higher than the center of the crossed poles.

## HUNTER DIVISION

### 258. General

- a) Hunter classes are to be judged on performance, way of moving and soundness. All horses being considered for an award must be serviceably sound.
- b) Hunter Courses: Courses will consist of at least eight fences with changes of direction. Fences will simulate obstacles found in the hunt field, such as brush, post and rails, walls, in and outs, gates, etc.

---

---

No bank or water jumps. Course diagrams will be posted no later than one hour before the class. In some cases, the area of the courtesy circle may be restricted by a dotted line.

- c) Handy Hunters Courses and jumps to simulate those found in hunt country terrain, and may include natural obstacles, a trot fence and a fence to lead over.

## **HUNTER CLASS CATEGORIES**

### **259. Division Fence Heights**

- a) Divisions and corresponding fence heights will be set forth in the Prize List.
- b) In all hunter classes, 80% of the fences must be set at the division height. Minimum height allowed is 3" below the maximum.

### **260. Green Hunters**

- a) A Green hunter is a horse of any age in its first or second year of showing over fences at a specified height.
- b) In all cases, green status of the horse is the responsibility of the owner according to the restrictions set forth in the prize list. All show results recorded with any NSBA REA (Recognized Equine Association) or NGB's count towards eligibility. See Rule #43 c)

### **261. Young Hunter**

- a) Horses to compete as 7 year old, 6 year old, or age 5 and under year old at the height specified in the prize list.

### **262. Performance and High Performance Hunters**

- a) Performance and High Performance Hunters are horses of any age not restricted by prior competition.

### **263. Open/Regular Hunter**

- a) An open hunter is a horse of any age, and is not restricted by previous showing in any hunter division.
- b) Open to all ponies and horses of any sex, size or age regardless of previous accomplishments, unless stated otherwise in the prize list
- c) There is no qualification for the rider/handler except as specified in the prize list.

### **264. Pony Hunter**

- a) Open to ponies ridden by Junior riders subject to the following restrictions:
  - 1) Junior riders 17 years of age and under as of January 1 of the current year may ride large ponies only
  - 2) Junior riders 14 years of age and under as of January 1 of the current year may ride medium ponies or larger.
  - 3) Junior riders 12 years of age and under as of January 1 of the current year may ride small ponies or larger.

---

---

### **265. Pony Model**

- a) To be judged 40% on conformation and 60% on performance way of going.

### **266. Green Pony Hunter**

- a) A Green Pony Hunter pony is a pony of any age that is in its first year of showing over fences at a specified height.
- b) In all cases, green status of the pony is the responsibility of the owner according to the restrictions set forth in the prize list. All show results recorded with any NSBA REA (Recognized Equine Associations) or NGB's count towards eligibility. See rule #43 c
- c) Green Pony Hunters fence heights to be a maximum of:
  - 1) Small - not to exceed 2'
  - 2) Medium - not to exceed 2'3"
  - 3) Large - not to exceed 2'6"

### **267. Children's Hunter**

- a) A Children's Hunter is open to horses ridden by a Junior rider. Riders may not cross enter into any class with fence heights greater than 3'3".

### **268. Junior Hunter**

- a) A Junior Hunter is open to horses ridden by a rider who is 18 years of age or under as of January 1 of the competition year.

### **269. Adult Amateur Hunter**

- a) An Adult Amateur Hunter is open to horses ridden by riders who are Amateurs and who possess a current NSBA Amateur status card. Riders need not own their own horse(s).
- b) Horse/rider combinations may not cross enter into the Amateur Owner Hunter 3'3" or 3'6" at the same competition. Rider may cross enter into Amateur Owner Hunter if eligible. The horse may cross enter into any other division of the competition if eligible, with a different rider.
- c) Ponies may be ridden if eligible. Distances will not be changed or adjusted. A pony shown by an adult may not be shown by a Junior or child at the same competition in another pony hunter class.
- d) Riders showing more than one horse may use another Amateur rider to exhibit their additional horse(s) in the under-saddle class and at the jog.

### **270. Amateur Owner Hunter**

- a) An Amateur Owner Hunter must be ridden by a competitor who owns the horse or whose Immediate Family (see General Rules for definition) owns the horse. The rider must be an Amateur and possess a current NSBA Amateur card. See Rule #64.
- b) Owners' classes may be restricted or split by age.
- c) Leased horses are not eligible.

- 
- 
- d) Anyone showing in the Amateur Owner Hunter division may only ride a horse owned by another competitor in hack, under saddle or amateur hunter/jumper classes at the same competition.
  - e) Horse/rider combinations may not cross-enter into the Adult Amateur or Amateur Owner Hunter division of a different height at the same competition.
  - f) The horse may cross enter into any other division of the competition if eligible with a different rider except the Adult Amateur Hunter or the Amateur Owner Hunter of another height. Riders may cross enter at the same competition into the Amateur Owner Hunter of a different height on another owned horse if eligible. Riders may also cross enter into following:
    - 1) Hunter classes where the height of the fences does not exceed 3'3" excluding the Adult Amateur Hunter.
    - 2) Jumper classes where the fences do not exceed 3'3" (1.0m).
    - 3) Classes where the horse is not required to jump.
    - 4) Hunter equitation over fences for Amateur riders not including NSBA Medal classes.
  - g) Ponies may be ridden if eligible. Distances will not be changed or adjusted. A pony shown by an Adult may not be shown by a Junior at the same competition in another pony hunter class.
  - h) In Amateur Model Conformation hunter classes, horses must be shown on the line by an Amateur.

### **271. Handy Hunter**

- a) May be offered as one class per division. Course should vary from the normal hunter class routine to include elements that show rideability and handiness (e.g. turn back, trot fences, options, lines).

### **272. Hunter Classics**

- a) Open to horses that have shown in at least one other NSBA rated hunter class in the competition unless the classic is the only hunter class in the competition. Time will be allowed to walk the course for a hunter classic when available.
- b) May be shown over two rounds with each horse being given a numerical score; the first round to be approximately 12 jumping efforts or more and the second round to be held over a shortened course, with a minimum of six jumping efforts. The horses will return in the reverse order of the placing achieved in the first round. The number of horses to return in the second round is left to the discretion of the judge(s). Final placings will be determined by the scores accumulated over two rounds.
- c) Horses may be jogged for soundness in hand or mounted.

### **273. Hunter Derby**

- 
- 
- a) A Hunter Derby is a performance class that is a combination of a hunter classic and a handy hunter class. The course shall be a combination of natural obstacles—and handy elements—trot jump, rollbacks, unique approaches, option jumps.
  - b) A horse must be able to knock down the top element of hunter fences.
  - c) Derbies may consist of one or two rounds.
  - d) The height of the option jumps will be listed in the class specifications in the competition prize list.
  - e) A Hunter Derby is judged on performance, pace, style, handiness and brilliance. Bonus scores and handy performance scores may be awarded and will be published with the class criteria. If a specific score is awarded for a bonus option, the score must be given regardless of refusal, a knockdown, or poor jumping style provided the fence (or option) is taken.
  - f) High and/or handy options may be awarded bonus scores in addition to the base score. One point per high option (at least 3 high options with a maximum of 5). "Handy" option bonus to a maximum of ten points, at the judge's discretion.
  - g) Open numerical scoring is required. The base score is announced first, then the bonus scores, then the total score. The next horse in the order should not begin their course until the scores for the previous horse are announced.
  - h) Should ponies compete in a Derby for horses, no distance adjustments will be made.

#### **274. Hunter Classes on the Flat**

- a) Hunter Under Saddle: to be shown at a walk, trot and canter both ways of the ring. At the judge's discretion, horses may be required to show at the hand gallop one direction and not more than twelve horses at one time.
- b) In order to maintain awards, horses must compete and complete the course in at least one over fences class in their respective division. Hunter Under Saddle classes must never be the first class of a division.
- c) Hunter Hack: horses may be asked to jump one or two fences not exceeding their division height. Horses may be asked to hand gallop but never more than eight horses at one time.
- d) In order to maintain awards, horses must compete and complete the course in at least one over fences class in their respective division. Hunter Hack classes must never be the first class of a division.

#### **275. Other Restricted Classes**

- a) Any classes that restrict or limit participation (ie number of first place ribbons, money earnings, rider/horse experience, etc) must be defined in the prize list and be included in the submitted show

---

---

application to NSBA.

## **BREEDING DIVISION – SHOWN IN HAND**

**276.** To be judged on conformation, movement, quality, substance, soundness and suitability to become, or apparent ability to beget or produce Sport Horses. Transmissible unsoundness only to be considered in the cases of sires and dams and prospective sires and dams. Horses to be moved on the line. Divisions will be set forth in the prize list.

## **CONDUCT OF CLASSES**

**277.**

- a) In order for Under Saddle and Hunter Hack classes to count for awards, a horse must have shown in, and completed, at least one Over Fences class in the same division. A Hunter Under Saddle or Hunter Hack class must never be the first class of a division.
- b) If the competition management allows back-to-back classes, the first course must be ridden first and the second, second.
- c) Circling a horse once upon entering the ring and once after completing the course is permissible.
- d) Classes that require jogging for soundness in hand must be presented in a bridle and will be noted in the prize list. All other classes will trot a minimum of 10 strides in a circle on a loose rein for soundness after jumping the last fence, while still mounted and prior to leaving the arena or be eliminated. Refer to Rule #228 b) 5.
- e) If a rider rides more than one entry, they may ask another rider meeting the qualifications (i.e., Junior, Amateur, etc.) to ride their other horse in the under-saddle class.

## **HUNTER COURSE DESIGN**

**278.** Jumps shall resemble obstacles traditionally found in the hunting field, such as post and rail, stone walls, chicken coops, hedges, etc. All jumps shall have wings or be of sufficient width to simulate obstacles in the hunting field.

**279.** Except in the case of inclement weather, broken equipment or similar emergency, a course shall not be altered.

**280.** A horse must be able to knock down the top element of hunter fences; solid coops or walls without blocks or poles are not allowed.

**281.** Horses shall be shown over a minimum of eight fences in division classes and no fewer than seven fences in miscellaneous classes. The course shall include



---

---

at least one change of direction.

- 282.** Courses will be posted a minimum one hour prior to the start of the class. Course designers must provide distances of lines and combinations.
- 283.** Handy Hunters Courses and jumps to model those found in hunt country terrain, and may include but is not limited to a fence to lead over, natural obstacles, a trot fence and options.

## JUDGING

**284. Hunter**

- a) As outlined in NSBA rules (Rule #227-228)

**285. Under Saddle**

- a) As outlined in NSBA rules (Rule #218-219)

**286. Hack**

- a) As outlined in NSBA rules (Rule #237)

**287. Conformation Hunters**

- a) Conformation Hunters are judged 40% on conformation and 60% on performance. They are shown in a Model class (in hand class), a Hack Class or an Under-Saddle Class and one or two Over Fences Classes. All entries are judged on physical conformation, movement and soundness in each class.

**288. Elimination**

The following rules are to be applied in conjunction with Rule #228 b) 1-5. If a rule is similar the stricter of the two will apply.

- a) Horse and/or rider falling while in competition. The rider may not remount in the ring. Horse and/or rider must be cleared by Medical Service and/or Event Vet before being allowed to compete again. (Refer to Rule 128 j.)
- b) A competitor is considered to have fallen when he/she is separated from his/her horse, which has not fallen, in such a way that he/she touches the ground or finds it necessary, in order to get back into the saddle, to use some form of support or outside assistance. (Refer to Rule 128 j.)
- c) A horse is considered to have fallen when at the same time both its shoulder and quarters have touched either the ground or the obstacle and the ground. (Refer to Rule 128 j.)
- d) When a horse avoids an obstacle, it is supposed to jump, it constitutes a refusal or runout. The horse must jump the obstacle on the third try or be eliminated. The third refusal, runout, or bolting on course results in elimination. In the event of elimination, the competitor may jump a single courtesy fence with permission from the judge. If an audible signal is used, this rule applies from the time the signal is given.

- 
- 
- e) If an obstacle is jumped before it is reset; a horse bolts from the ring, mounted or riderless; or the proper course is not followed.
  - f) Cantering or trotting through the in-gate without permission from the judge.

## **EQUITATION DIVISION**

### **289. General**

- a) The purpose of this event should be to evaluate adult and junior rider's correctness and ability over the fences. This class should be judged on the precision of riding ability while executing the jumps. The class objective is to judge the rider's ability over the fences, not the horses. Only the effect the rider has on a horse is to be considered. How a rider elects to ride the course, the pace and approach to the jumps are used to evaluate the rider's judgment and ability.
- b) Classes can be held as a Hunter and/or Jumper Seat competition with the option of any combination of Hunter/Jumper/Flat phases. At the option of the judge, additional testing can also be requested.
- c) Prize money in equitation is won by the rider and not the horse.

## **ATTIRE**

- 290.** Riders should wear solid color jackets, helmets and boots, ASTM approved protective head gear and conservative riding shirts that must have a collar or stock. Breeches should be tan, beige, or white. Spurs and crops may be used but must be permitted under general tack rules and conservative color. Traditional stirrups are encouraged.

## **ELIGIBILITY**

### **291.**

- a) Riders, horses/ponies may only compete in one equitation class entered.
- b) Equitation Divisions may be offered for any age or experience. Divisions should be composed of one flat class and one or more class over fences. Divisions may be offered for Beginners (leadline, walk trot/walk trot poles, cross rails), riders who have not won one or more blue ribbons and more experienced riders, as set forth in the Prize List. Divisions may be divided by Age Group. Divisions may be run together at the same fence height but awarded separately. Any class with more than 30 entries will be split into two sections.
- c) Age divisions will be set forth in the Prize List with corresponding fence heights.
- d) Show management may run additional classes or combine Age Groups or Levels, if at same height.
- e) Championships may be awarded where at least two classes over fences and one flat class are run in a division. There must be at least 3 competitors in a division in order to award a Championship.

---

---

## EQUITATION LEVELS

292.

- a) Leadline
- b) Walk & Trot/Walk Trot Poles
- c) Short Stirrup
  - 1) Riders 12 and under
- d) Long Stirrup
  - 1) Riders 13 -17
- e) Children's Equitation
  - 1) Riders under 18
- f) Junior Equitation
- g) Adult Equitation
  - 1) Riders 18 and over
- h) Open Equitation
  - 1) No age restriction

## OVER FENCES PHASE PROCEDURE

293. Riders must ride the same horse throughout the class except when directed by a judge to change horses with another rider as part of a test. The rider shall enter the ring at the walk, pick up the canter (through a trot transition), circle once, approach the first fence and jump the course at an even pace. The round is judged based on the rider's position and performance. A base score is determined by the judge and 4 points is deducted for each rail lowered. Refusals, crossing the path between obstacles, and trotting when not part of a test is considered a major infraction and will receive a lowered score. Minor infractions include losing stirrups or reins. Major and minor infractions will be penalized at the judge's discretion depending on the circumstances.

## FLAT PHASE TESTS

294. The following are permitted tests for Equitation Classes assigned in judge's discretion. Tests shall be announced and/or tests may be provided to the riders.

- a) Work at walk, trot, canter either or both directions
- b) Sitting Trot
- c) Trot or Canter work without stirrups
- d) Halt and Rein Back from any gait
- e) Serpentine or figure eight- posting trot (with change of diagonal)
- f) Serpentine or figure eight at canter (with simple or flying change)
- g) Counter Canter
- h) Jump from hand gallop
- i) Jump from trot
- j) Turn on forehand from walk or halt
- k) Turn on haunches from walk
- l) Shoulder in, or haunches in
- m) Change horses
- n) Verbal questions regarding anatomy, tack, basic

- 
- 
- care, conformation  
o) Dismount and mount

## JUDGING

295.

- a) As outlined in NSBA rules (Rules #238-240) with these additions;
- b) Elimination
- 1) The following rules are to be applied in conjunction with Rule #239 e) 1-2. If a rule is similar the stricter of the two will apply.
    - a. The horse is unsound, the rider will be eliminated. There can be no substitution of a horse in that class.
    - b. A rider is unable to control their mount and poses a danger to themselves or others.
    - c. Riders must ride the same horse throughout the class except when directed by a judge to change horses with another rider as part of a test.
    - d. A rider receives unauthorized assistance from outside the ring, or by any means of electronic equipment.
    - e. A rider carries a cellular/mobile phone into the ring.
    - f. A rider utilizes prohibited tack or other equipment.
    - g. A rider exhibits unsportsmanlike behavior.
    - h. A rider rides with any part of their stirrup leather or foot or leg tied or secured in any manner to the saddle.
    - i. A rider or trainer makes any noise or attention getting devices in and around the show ring.
    - j. A rider hits a horse with crop more than twice, or is otherwise deemed to be abusive to their horse.
    - k. Fall of Horse and/or rider – Rider may not remount. Refer to Rule #128 j)
    - l. Three refusals in over fences class
    - m. Trotting or cantering while entering or exiting the ring
    - n. Off course or, not completing the course

## COURSE DESIGNERS

296. The Course Designer, or his designated representative, must oversee the courses are properly set for the competition and be present during all Hunter/Jumping Seat Equitation classes for which he has responsibility. Course Designer should be available to report to the judge at any time.

## FENCE HEIGHTS

297. Appropriate heights and class specifications will be

---

---

set for the relevant combination of Age and Experience as set forth in the Prize List.

## **COURSE REQUIREMENTS**

- 298.** A minimum of six obstacles must be used.
- 299.** The jumpable portion of all obstacles must be at least 5'6" wide across.
- 300.** On the course diagram, all combinations must be numbered with a single number on the first element and subsequent elements with A and B or A, B and C. The last element in a combination must be selected if only one element is to be jumped.
- 301.** Jumping verticals in either direction is permissible provided ground lines are correct.
- 302.** It is recommended that one class in each competition be held over jumper-type obstacles and one over hunter course so that rider's ability to establish and maintain an even hunting pace.
- 303.** If an option fence is used, a rider may choose to jump either fence. If the horse stops at one of the options, the rider is scored with a refusal and if the fence is dislodged must wait for the fence to be reset, but may then jump either option.
- 304.** The top element of all obstacles must be securely placed so that a slight rub will not cause a knock-down. If a breakaway or safety cups are used the top cup must be the deepest cup available. A plank may not be used as the top element of a jump.

## **EQUITATION MEDAL CLASS CATEGORIES**

### **305. Hunt Seat Medal**

- a) Eligibility:** All Ages, only one rider per horse.
- b) Levels:** All Divisions
- c) Class Procedure:** The class will consist of a course of hunter style jumps. Minimum six (6) and a maximum eight (8) jumping efforts. Within each round there will also be set "flat riding, skill" element. The flat element will consist of the following:
  - 1) Walk, trot (posting and sitting) and canter.**  
These will be executed in both directions.
- d) Judging:** Riders will receive a numerical score out of 100 based on the execution of the round.
- e) Elements that will be considered are:**
  - 1) Position of rider**
  - 2) Effective use of aids**
  - 3) Effective control of the horse**
  - 4) Effective execution of the course**
- f) Tack.** Permitted bits are snaffles, pelhams, kimberwicks or double bridles. Only cavesson type nose bands are permitted (no drops, flashes or figure eights). Martingales may not be worn in any flat class or phase. Martingales (standing or running) are permitted over fences.

---

---

### **306. Pony Hunt Seat Medal**

- a) Pony Eligibility:
  - 1) Small Pony; 12.2 HH and Under
  - 2) Medium Pony; Exceeding 12.2 HH Not exceeding 13.2 HH
  - 3) Large; Exceeding 13.2 HH Not Exceeding 14.2 HH
- b) Rider Eligibility:
  - 1) Riders 15-17 yrs may only ride Large ponies
  - 2) Riders under 15 yrs may ride any height of pony. Only one rider per pony.
- c) Class Procedure, Judging, tack and elements that will be considered: Same as Hunt Seat Medal.

### **307. Jump Seat Medal**

- a) Eligibility: All Ages
- b) Levels: All. Only one rider per horse.
- c) Class Procedure: The class will consist of a course of show jumps, minimum of ten (10) and a maximum twelve (12) jumping efforts, with at least one double or triple combination. The technicality of the course will increase with the levels. Within each round there will also be set "flat, skill" element. The flat element will consist of the following:
  - 1) Walk, trot (posting and sitting) and canter. These will be executed in both directions.
- d) Judging: Riders will receive a numerical score out of 100 based on the execution of the round.
- e) Elements that will be considered are:
  - 1) Position of rider
  - 2) Effective use of aids
  - 3) Effective control of the horse
  - 4) Effective and/or efficient execution of the course
- f) Tack: Permitted bits are snaffles, pelhams, kimberwicks, double bridles, gag style. Bit converters may be used. Bridle changes between flat and jumping phases are permitted. Boots and conservative bandages may be worn on the horse's legs only. Curbs used in conjunction with a bit must be simple and lay flat or be covered for comfort, no blinkers. Standing and running martingales are permitted.

### **308. Event Sponsored Medal**

- a) Show promoters are allowed to sponsor a Medal class unique to their venue. The class procedure and restrictions must be clearly stated in the prize list to include but not limited to rider division, course design, fence height, number of rounds, type of phases, test options and awards.

## **JUMPER DIVISION**

### **309. General Rules Pertaining To The Conduct of Jumper Classes**

- a) Horses are to be judged only on performance over

---

---

an official course posted at least 30 minutes before start of competition. A Time allowed (not to exceed) will be used in all classes in the Jumper Division.

- b) Time allowed is based upon actual measurement of length of course from the start timers to the end timers. Exceeding the time allowed incurs time penalties, except where the class rules state otherwise.
- c) Identical Courses. No two (2) courses in any jumper division may be identical.
- d) Once the Course Designer reports to the judge that the course is ready, the judge(s) take(s) sole responsibility for running the class and may then start the class in question.
- e) The winner of the class is the Horse/Rider combination who obtains the least number of penalties and or completes the course in the fastest time. This will be determined by the rules for the specific class. Classes must be fair for all competitors.
  - 1) Riders will be allowed to enter the competition ring on foot to walk the course, prior to the start of the competition. In classes over two rounds with different courses, riders will be allowed to walk the course before the second round.
  - 2) During indoor competition permission may be granted for the arena to be used for schooling at specified times.

## ATTIRE

310.

- a) Grand Prix and Classics:
  - 1) Jackets; Solid color. Team / Sponsor colors are permitted.
  - 2) Breeches; White
  - 3) Neck wear; Tie, Choker; white
  - 4) Shirt; White or light colored. Fastened at the neck.
  - 5) Footwear; Boots must be worn. Half chaps are allowed, the color does not have to match the accompanying paddock boots.
- b) Other Jumper Classes:
  - 1) Jackets; Any Color.
  - 2) Breeches must be light color (white or varying shades of beige/tan)
  - 3) Shirts; Any color. Fastened at the neck.
  - 4) Neckwear; Ties or chokers (removable or affixed) of any color must be worn.
  - 5) Footwear; Boots must be worn. Half chaps are allowed, the color does not need to match the accompanying paddock boots.
- c) The Judge(s) or horse show management may allow changes to the attire depending on weather conditions.
- d) Sponsor logos are permitted in all attire standards.

---

---

## PRIZES

311.

- a) The placings and prize money, if any, are decided by and according to the specifications in the Prize List.
- b) Prize winners must take part in the prize giving if required by show management.

## ELIGIBILITY

312. **Young Horse**

- a) Open to four, five, six and seven/eight year old horses (as specified in the Prize List) with proof of age (the proof is the responsibility of the owner and the rider).
- b) The breeding of the horses must be shown on the entry form, if known.
- c) Horses born after October 1 of the Calendar year may compete in the age category of a horse that is born one year later.

## STEWARDS

313.

- a) A competition must have sufficient stewards in attendance to monitor all schooling/training areas.

## JUMPER CLASS CATEGORIES

314. **Pony Jumpers**

- a) Open to ponies of all heights. The course will not be modified in height or lines for pony size differences.
- b) Ponies must be ridden by a Junior rider subject to the restrictions.
- c) Junior riders 15 and over must ride a large pony.
- d) Junior riders 14 and under may ride ponies of all heights.
- e) Classes must be run under Table A and immediate jump-offs are permitted.
- f) No open water or liverpools may be used. A pony entered in a pony jumper class may not be cross entered into any jumper classes exceeding 1.10 m at the same competition.

315. **Children's Jumpers**

- a) Open to any Junior Rider, 12 and older.
- b) Children's jumper riders may not cross enter into Junior Jumpers or any jumper class where the jumps are 1.15 meters or above.

316. **Adult Jumpers**

- a) Open to any Adult Amateur Rider. May not cross enter into any Amateur Owner Jumper Class or other jumper class where jumps are 1.15 meters or above. May be split into high and low divisions.



---

---

### **317. Junior Jumpers**

- a) Open to any horse ridden by a Junior rider.
- b) Riders showing in these divisions may cross enter into hunter and equitation classes for which they are eligible.
- c) A horse/rider combination is permitted to move down one level. These movements are based on the level of the first Junior class in which they competed at that competition.
- d) Classes may be combined with Amateur Owner Jumpers (e.g. Junior/Amateur Owner Jumper). Should two different height levels be combined, horse/rider combinations will jump at the height in which they are entered. May be split high, low and medium classes as provided in Prize List.

### **318. Amateur Owner Jumpers**

- a) Open to any horse ridden by an Amateur which is owned by the rider or the rider's Immediate Family or a business entity owned by the rider of their Immediate Family.
- b) Riders showing in these divisions may cross enter only into hunter and equitation classes for which they are eligible.
- c) A horse/rider combination is permitted to move, down one level. These movements are based on the level of the first Amateur class in which they competed at that competition.
- d) Classes may be combined with Junior Jumpers (e.g. Junior/Amateur Owner Jumper). May be split high, low and medium classes as provided in Prize List.

### **319. Young Riders**

- a) Open to any horse/rider combination where the rider is 21 or under as of January 1 of the competition year.

### **320. Under 25 Jumpers**

- a) Open to any horse/rider combination where the rider is 14 or older as of the end of the year in which he/she reaches the age of 25.

### **321. Young Horse**

- a) Open to all riders.

### **322. Schooling and Training Jumpers**

- a) Horses of any age and ridden by an Amateur or Professional, unless designated Non Pro or Pro, etc. in the Prize List.
- b) Schooling Jumpers are run as "blue ribbon" classes with each horse that jumps a clear round within the time allowed being awarded a blue ribbon. There is no prize money in schooling jumpers.

### **323. Open Jumper**

- 
- 
- a) Open to any horse, regardless of money won.
  - b) The specific height at which the class or section is being offered must be stated in the prize list.

**324. Combined Jumper**

- a) Show Management reserves the right to combine two or more jumper divisions or class levels (e.g. Junior and Amateur).
- b) Horses entered in a combined division may only be shown once in each class.

**325. Optimum Time Competition**

- a) Optimum time classes are designed to help riders ability to ride at a predetermined speed which shall be posted, rather than with the fastest time. Competitors with equal faults will be placed according to how close their times is to the Optimum Time. Optimum time is determined by multiplying the meters per minute posted speed by the length of the course (time allowed) less 4 seconds.
- b) Optimum time may be used in the first round, the jump off or a combination of both, at the Course Designer's discretion.

**326. Miscellaneous**

- a) Show Management may offer other miscellaneous jumper classes/divisions as set forth in the prize list. Specifications not in the Rules will be in the Prize List.

**327. Championships**

- a) A Jumper Championship and Reserve Championship may be awarded at each competition in each Division. The horse accumulating the most points will be Champion and the horse with the next largest number of points will be Reserve Champion. The Championship will be decided upon the basis of points won in any of the three or more full point classes.

## **COURSE DESIGN**

**328. Course Designer Limitations**

- a) No jumper judge may act as course designer in the same competition at which he or she is the judge.

**329. Height, Spread and Speed Requirements**

- a) For division specific heights see Prize List.
- b) Triple bar not to exceed 15 cm beyond maximum width.
- c) 75% of Jumps must be set at specified height and width.
- d) Speed for all national classes is 350 meters per minute maximum.
- e) In combined classes height of jumps must be adjusted to each section's specifications.

- 
- 
- f) See also class specifications in prize list for any additional requirements.

### **330. Flags**

- a) Red flags and White flags show:
  - 1) The start line;
  - 2) The outer sides of the jumps; the flags may be attached to any part of the standards of the jumps. One red flag and one white flag must be placed on each right and left standard.
  - 3) The finish line;
- b) The rider/horse must pass between the flags (RED = Right, WHITE = Left).
- c) Knocking down a flag does not count as a fault or penalty. The flag must be replaced before the next rider starts.
- d) In certain classes, the starting and finishing lines may be crossed in both directions. In this case the lines must be provided with four flags; a red and a white flag at each end of these lines.

### **331. Jumps**

- a) The jumps must be designed with horse welfare and fairness in mind.
- b) Jumps may not exceed 1.70 m in height. Spread jumps must not exceed 2.00 m in spread with the exception of triple bars which may have a maximum spread of 2.20 m. Except for specified competitions. This applies also in the case of one or of several jump-offs.
- c) The water jump may not exceed 4.00 m in spread including the take-off piece.
- d) The cups that hold up the rails must have a minimum depth of 18 mm minimum and a maximum depth of 30 mm maximum. For planks, gates, etc. the diameter of the supports must be shallower.
- e) The heights will be noted in the Prize List. The Course Designer may exceed the height indicated in the Prize List by maximum 3 cm.
- f) A vertical jump is where the jump is in one vertical plane.
- g) A spread jump (or Oxer) has both vertical and width elements that are penalized if knocked down. Approved safety cups must be used as support for the back rail of spread jumps. For a triple-bar, safety cups must be used on the center and back poles of the jump. Approved safety cups must be used in all class and schooling areas.

### **332. Water Jump, Water Jump With Vertical And Liverpool**

- a) A water jump, cannot have a jump in front, in the middle or behind the water. The water must have a minimum spread in excess of 2.00 m and must be dug into the ground.
- b) A take-off element must be placed on the front side

- 
- 
- of the jump. It will have a minimum height of 40 cm and a maximum height of 50 cm. The width of the front of the water jump must be at least 30% greater than the length.
- c) The landing side of the water jump must be defined by a lath, at least six centimeters in width and not exceeding eight centimeters, covered with a bed of contrasting colored tape approximately one centimeter thick. This tape must be replaced each time a Horse touches it. Several spare laths must be provided together with extra plastic so that a lath, which has been marked by a Horse, may be replaced at any time. The lath must be placed at the edge of the water, properly fixed to the ground; at the time of the inspection of the course by the Judge(s), the entire length of the lath must touch the water.
  - d) The bottom of the water jump must be covered with a material such as a rubber mat.
  - e) It is a Fault at the water jump:
    - 1) When a Horse puts one or several feet on the lath defining the limit of the water jump. It is a Fault when the foot or the shoe touches the lath and leaves an impression; impression of the fetlock joint or boot does not constitute a fault.
    - 2) When a Horse touches the water with one or several feet.
  - f) Knocking down, or moving the take-off element is not a Fault.
  - g) If one of the four flags are knocked down or displaced it is for the water jump Judge to decide whether or not there has been a run-out depending on which side of the flag the Horse has passed. If the decision is a run-out the tone will be sounded and the clock stopped while the flag, which has been knocked down or displaced is put back and six seconds will be added.
  - h) The decision of the water jump Judge is final.
  - i) The water jump Judge must register the competition number of Horses with faults at the water jump and label the corresponding lath.
  - j) A vertical jump can be used over the open water, in which case;
    - 1) Not more than 1.50 m in height. Any number of poles and must use approved safety cups.
    - 2) The vertical jump must not be placed further than two meters from the front of this jump.
    - 3) This jump is judged as a vertical jump and not as a water jump.
    - 4) A lath will still be used but not for penalties;
  - k) If water is used under, in front of or behind a jump (a "Liverpool") the total spread of the jump (including the water) may not exceed two meters.
  - l) The Judge(s) will decide whether the water jump may be used in classes held under lights.
- 
-

---

---

### 333. Combination Jumps

- a) Combination mean a group of two or more jumps. Distances between the jumps are minimum seven (7) meters and a maximum of twelve (12) meters. *The distance is measured from the base of the jump on the landing side to the base of the next jump on the take-off side.*
- b) In combinations, each jump of the group must be jumped separately and in-order, without circling around any jump. Jumps are scored as individual elements.
- c) When there is a refusal, run-out, the rider must re-take all the jumps unless it is a closed combination or partially closed combination
- d) A triple bar may only be used as the first element in a combination.

### 334. Alternative Jumps

- a) In a class where two jumps have the same number; the rider has the choice of jumping either one:
  - 1) If there is a refusal or run-out without a knock-down or displacing of the jump, at their next attempt the rider still has the choice to jump either one;
  - 2) If there is a refusal or run-out with a knock-down or displacing of the jump, they may only restart their round when the jump knocked down or displaced has been replaced and when the Judge(s) gives them the signal to start.
- b) Red and white flags must be placed at each of the elements of this alternative jump.

### 335. The Course

- a) The length of the course must be measured to the nearest meter, allowing for turns and a “reasonable line” to be followed by the Horse. The “reasonable line” line must pass through the middle of the jump. The Judge(s) will walk the course with the Course Designer before the start of the class to confirm that the specifications are correct.
- b) If the course conditions dictate, the Judge(s), in conjunction with the Show management, may make adjustments to the specifications of the class prior to it starting.
- c) The starting and finishing lines may not be more than fifteen meters or less than six meters from the first and last jump. These two lines must be marked with a red flag on the right and a white flag on the left.

### 336. The Course Map

- a) The Course Designer must give the Judge(s) a copy of the course plan showing the details of the course. An exact copy of the course map must be posted at least 30 minutes before the beginning of each class and as close to the arena entrance as

- 
- 
- possible and/or online.
- b) The track measured by the Course Designer must be indicated on the posted course plan.
  - c) The jumps are numbered consecutively in the order in which they must be jumped, except for classes with no set course.
  - d) Combination jumps have a number and letter.
  - e) The Course Map must indicate the following:
    - 1) the position of the starting and finishing lines;
    - 2) the position, type (spread or vertical jump) and numbering of jumps;
    - 3) the type;
    - 4) the speed for the class (if there is one);
    - 5) the length of the course;
    - 6) the time allowed and the time limit;
    - 7) the jumps-off (if any), length, time allowed and the time limit and jump numbers;
  - 8) The combinations.

## **ORDER OF GO**

**337.**

- a) In classes where post or late entries are permitted and accepted after the draw is made, the post/late entry shall go first in the class.
- b) If a rider who has more than one horse in the class, best effort must be made (where possible) to give at least ten horses, between the rider's horses.
- c) All horses ridden by a single rider should be ridden in the sequence that appears on the officially drawn order in all rounds of a competition, unless class specifications call for a new order for a second round and/or jump-off.
- d) Voluntary move ups are permitted with the approval of the judges.

## **TIMEKEEPING**

**338.**

- a) Automatic timing will be used wherever possible. Timekeeping equipment and its function shall be monitored by the judge. If automatic timing is not available, two (2) timekeepers must be used.
- b) Timekeepers must select alignment at the start and finish which will allow them to start and stop the watches identically for each competitor. A timekeeper may not officiate alone in a class in which a member of the family or any of his/her clients are competing.
- c) At least one hand timer must be used when automatic timers are in use as a back up.
- d) Time may be recorded in thousandths of a second if automatic equipment is available which will be used to break ties for placings other than first.
- e) The round time starts running either, by crossing the starting line in the correct direction or, when 45-second countdown finishes, whichever hap-

---

---

pens first.

- f) The round time stops at the moment when the mounted rider crossed the finishing line in the correct direction, after jumping the last jump.
- g) The time allowed for a round in each class is determined in relation to the length of the course and the speeds as required by the specific class rules.
- h) The time allowed may be adjusted after the class has started if the Judge believes there has been a significant error in the time set. This must be done before the fourth rider starts their round. If time allowed is increased, the scores of the previous riders will be adjusted. If the time allowed is decreased, the scores of the previous riders will be adjusted, however, no rider can be given time penalties due to the change. The time limit is twice the time allowed for all classes that have a time allowed.

## **JUDGING**

### **339. Judges Limitations**

- a) A jumper judge may only be responsible for one ring at a time.
- b) Classes with prize money totaling \$25,000 or more must have at least two judges. The second judge may also act as the timekeeper.
- c) No jumper judge may act as course designer in the same class at which he or she is a judge.

### **340. Jump-Off Requirements**

- a) In a jump off the course may be shortened and which may be raised and spread. New Jumps may be in the jump off, providing that the jump off course can be walked before the initial round. There must be at least 1 combination.
- b) In classes where an immediate jump off is permitted, additional fences may be added, provided that the jump-off course can be walked prior to the initial round.
- c) Immediate jump-offs are permitted for all classes except the class with the highest prize money in a competition.
- d) A jump off must take place under the same rules and table as the original class and the rules for jump-offs for that class.

### **341. Starting and Stopping the Round**

- a) A starting or stop signal (which may be a bell, buzzer or other tone) is used by the judge(s) to:
  - 1) To signal to that the course walk time is over.
  - 2) To give the signal to start the round. This starts the 45-second countdown clock. 45-seconds is the time the riders have before they start their round. The judge(s) may pause the 45-second countdown if they deem it necessary. The countdown clock must be visible in the arena.
  - 3) To stop a rider on course and to signal to them

- 
- 
- to continue their round after being stopped;
  - 4) To indicate to the rider that a jump knocked down following a disobedience has been replaced;
  - 5) To indicate that the rider has been eliminated.
- b) If the rider does not obey the signal to stop, they will be eliminated.
  - c) If the rider restarts and jumps or attempts to jump without waiting for the tone, they will be eliminated.

### **342. Penalties**

- a) Knock downs: A jump is considered to be knocked down when:
  - 1) The top part of a jump falls or is lowered on either or both sides;
  - 2) One or more feet in the water or an imprint of the foot or the shoe on the water-jump lath;
  - 3) The knock down or displacement of a jump and/or a flag as a result of a refusal or run-out is scored only once. In the event of the knockdown or movement of any part of a jump (except the flags) as a result of a refusal or run-out, the tone will be sounded and the clock stopped while the jump is re-built. This is scored as a refusal or run-out;
  - 4) Only knocking down the top element is penalized. This includes the back rail of a spread jump (Oxer);
  - 5) A knock down of the last jump is penalized if the upper element falls before the rider crosses the finish line;
- b) The following are considered as disobediences:
  - 1) Refusal;
  - 2) Run-out;
  - 3) A circle or group of circles no matter where they happen on the course;
- c) Notwithstanding the above, the following is not considered to be a disobedience:
  - 1) Circling for up to 45 seconds after a run-out or a refusal (no matter if the jump has to be rebuilt or not) to get into position to jump a jump.
- d) It is a Refusal when:
  - 1) A horse halts (for a period of time) and or steps back, in front of a jump which it must jump.
- e) The following result in elimination:
  - 1) The rider goes off course;
  - 2) The rider does not cross the starting line or the finishing line between the flags in the correct direction;
  - 3) Does not jump the jumps in the order or in the direction indicated;
  - 4) Jumps or attempts to jump a jump which is not part of the course or leaves out a jump;
  - 5) Unauthorized outside assistance.
  - 6) Fall to ground by horse and/or rider. A rider is considered to have fallen when after beginning



---

---

the round and before crossing the finish line, they separate from their horse and touch the ground. Refer to Rule #128 j).

### **343. Disqualification**

- a) Disqualification means that the rider, the Horse(s), and/or a combination of both is/are disqualified from the relevant class or from the entire Event.
  - 1) Disqualification may also be retroactive.
- b) The Judge(s) can disqualify an entry in the following cases:
  - 1) Riding in the arena when not expressly permitted or jumping or attempting to jump a jump without the permission of the Judge(s);
  - 2) Jumping or attempting to jump any jump in the arena or a jump forming part of another class;
  - 3) Jumping the jumps in the schooling areas in the wrong direction or jumping the practice jump, if any, in the arena in the wrong direction
  - 4) All cases of abuse and/or ill treatment of Horses reported by a member of the Judge(s) or by a Steward, or by any other person to an Official;
  - 5) Marks indicating excessive use of spurs or of the whip anywhere on the Horse;
  - 6) Jumping unauthorized jumps in any place on the showground;

### **344. Elimination, Retirement Or Withdrawal From A Jump-Off, Second Round Or Winning Round**

- a) Any rider who retires, is eliminated or withdraws from a jump-off or second round or winning round will be placed equal last in the jump-off/second round/winning round.
- b) If before a deciding jump-off, two or more riders decline to take part in the jump-off, the show management will decide whether this is acceptable. If accepted, the prize money will be added together and shared equally between the riders. If rejected the riders will each only receive the prize money and the lowest placing for which they would have jumped-off.

### **345. Scoring**

- a) Adding the penalties for faults at the jumps and the time Penalties, gives the score obtained by the rider for his/her round.
- b) Time may be taken into consideration to separate ties.
- c) Faults are penalized in penalty points or by elimination as defined, as follows:
  - 1) Jump knocked down – four (4) penalties (cumulative);
  - 2) First refusal, run-out, stopping on course – four (4) penalties;
  - 3) Foot/Feet in the water or imprint of shoe/foot on lathe of water jump – Four (4) penalties;

- 
- 
- 4) Fall of horse/rider – Elimination; refer to Rule #128 j)
  - 5) Second refusal, run-out, stopping on course – elimination; If eliminated for two (2) refusals, the exhibitor is permitted to take a courtesy jump prior to exiting the arena. Only previously jumped, single jumps are eligible to be the courtesy jump.
  - 6) Exceeding the time limit – Elimination;
  - 7) Exceeding the time allowed - One penalty, for every one second or part of one second over;
  - 8) Starting the round before the tone is sounded - Elimination.

### **346. Faults and Time Class**

- a) Riders who are tied on penalties for any place are placed in order based on the time taken to complete the round. In the event of equality of penalties and time for first place, there may be a jump-off over a shortened course, jumps can be increased in height and/or spread.
- b) There are no results. All athletes who complete the course with zero penalties will receive an award.

### **347. Jump-Off Class**

Riders who are tied for first place on penalties will move forward to a jump-off against the clock. Other riders are ranked in order of their penalties and time in the first round.

- a) The Jump-Off takes place at the conclusion of the first round.
- b) The Jump-Off takes place immediately after the qualified entry completes their initial round. The tone will be sounded again to signal the rider to start the jump-off course, the 45-second rule still applies. Riders qualified for the jump-off must not leave the ring between their first round and the jump-off.
- c) If the original course includes one or more combinations, the jump-off(s) must also include at least one combination. This may only be a double combination.
- d) The distance between the elements of a combination jump must not be changed.
- e) It is allowed to leave out one or more of the elements of a combination jump. If the combination jump has more than two elements, the center element(s) must remain.
- f) A maximum of four new jumps may be added to the course for a jump-off. All jumps must be on the course during the course inspection or built from jumps of the previous round(s).
- g) A combination consisting of two verticals from the previous round(s) may be jumped in the opposite direction in the jump-off, this combination is considered as a new jump.

---

---

### 348. Speed Class

All faults are counted in seconds. These are added to the time taken by the rider to complete their round.

a) Faults:

- 1) Jumps knocked down while jumping – Four (4) seconds, outdoors, Three (3) seconds, indoors;
- 2) First refusal, run-out, stopping on course – None (time continues to run);
- 3) Second refusal, run-out, stopping on course – Elimination;
- 4) Fall of horse/rider – Elimination; refer to Rule #128 j)
- 5) Exceeding the time limit – Elimination.

b) In Speed Classes there is no time allowed. The following time limits will be applied:

- 1) Course length of 600 m or more, three minutes.
- 2) Course length less than 600 m, two minutes.

c) In the event of equality for first place, the riders both will be placed first.

### 349. Optimum Time Class

a) Optimum Time classes are designed to encourage and teach riders to ride at a posted speed.

b) The optimum time will be four (4) seconds less than the time allowed as adjudicated by the Course Designer.

c) The winning entry will be the entry closest to the optimum time. This can be either, above OR below the optimum time.

### 350. Two Phase Class

a) Phase One will have 8 to 10 jumping efforts including at least one double combination. Phase Two will have further 7 to 10 jumping efforts, a double combination is not mandatory.

1) Scores are decided by adding together the faults that are accumulated over the course including any time penalties.

2) If an athlete goes clear in Phase One, they will continue directly on to Phase Two. The finish line of Phase One is the start line of Phase Two.

3) If there are no clear rounds and a tie exists for the first place based on the accumulated faults from Phase One, the placings are set by the faults and time from Phase One.

b) Phase One will have 8 to 10 jumping efforts including at least one double combination. Phase Two will have further 7 to 10 jumping efforts, a double combination is not mandatory.

1) Scores are decided by adding together the faults that are accumulated over the course including any time penalties, regardless of whether the athlete goes clear in Phase One.

2) After completion of Phase One the athletes continue straight on to Phase Two. The finish line of Phase One is the start line of Phase Two.

3) If no athlete completes the Phase Two, placings will be set by the faults and time from Phase

---

---

One.

## **EQUESTRIANS WITH DISABILITIES COMPETITION FOR INDEPENDENT & SUPPORTED EXHIBITORS**

- 351. Equestrians with Disabilities.** This competition is open to people with physical or cognitive disabilities that love competing. EWD classes may be held at NSBA approved shows, US Para-Equestrian events or can be stand-alone events. In order to participate in EWD events, a diagnosis and acceptable adaptive equipment forms must be completed.

### **GENERAL RULES**

- 352.** To provide show management with the option to include equestrians with disabilities competition, NSBA has adopted these rules. In doing so, NSBA does not assume responsibility for safety of participants. Since it is show management, which conducts these events and controls both the physical facility and all aspects of the events, responsibility for participant's safety remains solely with show management.
- 353.** Each participant or their parent or guardian by allowing participation, assumes all risk of personal injury or property damage occurring as a result of the participation and does hereby release and discharge the NSBA and show management, their respective officers, directors, representatives and employees from any and all liability, whenever or however arising, from such participation, except for the negligent act or omission, if any, of an indemnities. Further, as parent or legal guardian, they agree to indemnity and hold harmless NSBA and show management from such liability to the minor.
- 354.** Attendance at a NSBA approved event, in whatever capacity, shall constitute authorization for NSBA, its agents, designees, or assigns to photograph, video tape, televise, post to the web or record by other means (hereinafter referred to as "photographic material") any person or animal on the premises of a NSBA approved event, and shall further constitute authorization for the use of such person's name, voice and biography, or the name, pedigree and performance record of any animal on the premises (hereinafter referred to as "related information") in conjunction with any photographic material.
- 355.** Show management applies for NSBA-approval of these events on a voluntary basis and assumption of responsibility for safety by show management is required by NSBA as an express condition for NSBA to grant approval for these events.

- 
- 
- 356.** To obtain tentative NSBA-approval, application must be submitted a minimum of 90 days prior to the event on forms either provided by or acceptable to NSBA, stating the date and location of the desired events along with the show approval fee.
- 357.** EWD classes may be held at NSBA approved shows, US Para-Equestrian events or can be stand-alone events.
- 358.** An exhibitor may show more than one horse in individually worked classes as outlined in the rulebook however, but horses cannot be shown by more than one exhibitor in the same EWD class. Exhibitors showing in Walk Jog-Trot/Lope-Canter classes may not enter in Walk Jog or Walk Trot classes at the same show.

**359. DIAGNOSIS**

In order to participate an exhibitor must have a physical and/or cognitive medically diagnosed condition that causes a permanent impairment that can be measured objectively. Examples of conditions, diseases or disorders that may lead to permanent impairment are: paresis, amputation (partial to full joint), ankylosis, upper motor neuron lesions, vision impairment, and intellectual disability. Eligible conditions include: amputation, arthrogryposis, ~~Asperger syndrome~~, autism spectrum disorder, Batten disease, cerebrovascular accident (stroke), cerebellar ataxia, cerebral palsy, Coffin-Lowry syndrome, cystic fibrosis, Down syndrome, dwarfism, fragile X syndrome, Friedreich's ataxia, Guillain-Barre syndrome, hearing impairment, Hunter syndrome, microcephaly, multiple sclerosis, muscular dystrophy, Prader-Willi syndrome, Rett syndrome, spina bifida, spinal cord injury, traumatic brain injury, trisomy disorders and visual impairment. Additional diagnosis will be considered upon request.

**a) Diagnosis Form and Acceptable Adaptive Equipment Form:**

In order to participate in EWD events, a licensed medical physician must sign a NSBA diagnosis form. Also, a NSBA acceptable adaptive equipment form and riding ability form completed and signed by a certified instructor or coach of Professional Association of Therapeutic Horsemanship International (PATH Intl.), Special Olympics, US Para-Equestrian, Certified Horsemanship Association or IRD or a certified therapeutic riding instructor who is also a member in good standing of NSBA, indicating the riding ability and adaptive equipment that is required. A valid NSBA membership number or NSBA membership application must be submitted to NSBA. Upon receipt of the forms the EWD membership card will be noted with EWD endorsement. Forms must be updated

---

---

every two years.

**360.** Horse and exhibitor eligibility requirements must be met.

- a) Neither the exhibitor or their immediate family is required to own the horse. However, the exhibitor(s) must be NSBA members in order to compete.
- b) Stallions are not eligible to be shown in any EWD activities.
- c) The welfare of the horse is outlined in the rulebook, however, horses with a slight disability or lameness may be used at the discretion of the judge.
- d) Any breed of horse may be shown at the same event, providing it be registered with NSBA. Unregistered stock horses may be registered for NSBA competition per Rule #55.
- e) Owner and exhibitor must be current NSBA members, in good standing, to earn points and be eligible for year-end awards.
- f) A rider may not show in any other Youth, Amateur or Open categories while showing in the Equestrians With Disabilities classes at the same show. A rider may show in only one of the Equestrians With Disabilities categories, Independent or Supported. If a rider's condition deteriorates so that the rider can no longer ride as an independent rider, but now needs support, this must be documented by the physician and if participating in a therapeutic riding program, the certified PATH instructor. A copy of the documentation must be provided to NSBA.

### **361. GENERAL RULES FOR TACK AND EQUIPMENT**

English and western equipment and attire will follow rules as set forth in the rulebook with the exception of EWD acceptable adaptation equipment.

- a) **Helmet:** Exhibitors must wear a properly fitted and fastened with harness, ASTM approved protective helmet. A western hat may be affixed over the helmet in western events. Equipment should conform to the riding ability of the competitor and be suitable for the horse.
- b) **Halter:** All horses when ridden must wear a halter in a manner that does not interfere with reining of the horse. A halter must be on the horse either over or under the bridle for use by the handler if needed. All exhibitors must be able to hold reins.
- c) **Bits or Bosal:** A snaffle bit, curb bit or bosal/hackamore may be used no matter the age of the horse.
- d) Except for snaffle or hackamore entries, only one hand may be used on the reins and the hand may not be changed, (See Rule #134). However, use of two hands will not be cause for disqualification but will be penalized.
- e) Exhibitors are allowed to hold the saddle with either hand without penalty.

- 
- 
- f) Outside assistance will be penalized.
- g) EWD Acceptable adaptive equipment includes but not limited to:
- 1) **SADDLE**
    - a. Raised pommel
    - b. Raised cantle
    - c. Hard hand holds
    - d. Soft hand holds
    - e. Seat saver
    - f. Knee rolls/blocks
    - g. Thigh rolls/blocks
    - h. Padded saddle flaps
  
  - 2) **STIRRUPS**
    - a. Rubber bands around foot and stirrup
    - b. Enclosed stirrups
    - c. Strap from stirrup leather to girth/cinch
    - d. Strap from stirrup to girth/cinch
    - e. No stirrups
    - f. One stirrup
  
  - 3) **BRIDLE/REINS**
    - a. Looped rein/s
    - b. Connecting bar reins
    - c. Bridging rein
    - d. Ladder reins
    - e. Rein guides (rein through ring on saddle)
    - f. Elastic insert in reins
    - g. Side pulls
  
  - 4) **WHIPS**
    - a. One or two whips
    - b. Strap attaching whip to hand
  
  - 5) **RIDING ATTIRE**
    - a. No boots if using safety stirrups (Peacock, S-shaped irons or Devonshire stirrups)
    - b. Modified riding boots
    - c. Gaiters
    - d. Half chaps
    - e. Off set spurs
    - f. Safety vest
  
  - 6) **POSTURE, POSTURAL SUPPORTS & ORTHOSES**
    - a. L or R Arm sling
    - b. Neck collar
    - c. Ankle foot orthoses
    - d. Prosthesis
    - e. Wrist brace
    - f. Back support
    - g. Trunk support
    - h. Gait belt
  
  - 7) **OTHER AIDS**
    - a. Commander using sign language
    - b. Enlarged arena letters
- 
-

- 
- 
- c. Audio Communications  
(for hearing impaired)
  - d. Other equipment will be considered  
upon request
  - e. Voice

**362. HANDLER** - Required for all independent exhibitor classes: one handler per entry to facilitate the safety of the exhibitor. The handler must be 16 years of age or older. The handler must have a lead line without a chain in their hand in case of safety issues.

a) Handlers shall stand quietly in a designated area, not obscuring the judge's line of vision, unless their assistance is required and requested by the judge or ring steward in the event of a safety issue. The handler may either take a position behind, beside or in front their respective exhibitor's horse or quietly walk forward and snap onto the horse's halter after the exhibitor's pattern is completed or the class has come in to line up.

b) A blind or deaf exhibitor may have an assistant who communicates via verbal or sign language or cue cards to the competitor so they may hear the judge's directives or pattern instructions. This assistant will be outside the ring and their position known to the judge and ring steward.

c) Leaders and sidewalkers: The supported exhibitor must have a leader with a loose lead without a chain, attached to the halter in a manner that does not interfere with reining of the horse. The supported exhibitor may need the assistance of one or two side walkers. Once the class has started, unauthorized assistance from horse leaders, spotters and side walkers will result in penalties. Side walkers may not give verbal commands or extra physical prompting, except in case of emergency.

d) Handlers, leaders, side walkers, or extra spotters other than the required horse handler are not considered tack or equipment.

1) Coaching from the center is not permissible

2) Handler attire must meet the requirement of rule #135 or #138 with the exception that hats are not required. However, if a hat is worn it too must meet the standard of rule #135 or #138.

**363. ARENA SET UP** - Markers must be used and may be numbered or lettered. People shall not be used as markers.

**364. PATTERNS** - All patterns must be posted one hour before the class. However, it is recommended that patterns be available 30 days in advance of the competition for EWD classes. One of the suggested EWD pattern(s) may be used, however a judge in concert with the show management may utilize a different pattern using the acceptable maneuvers.

**365.** Classes may be split at the discretion of show man-



---

---

agement. If go rounds are necessary, in the interest of successful implementation of the approved show, the number of go-rounds to be held and the number of horses to be shown at each go round should be based on safety and/or physical constraints of show premises when applied fairly and uniformly by a procedure in which all qualified entries are included in a random draw. When necessary to split large classes by running more than one go-round, finalists must rework the specified class requirements EXCEPTION any scored class.

### **JUDGING EQUESTRIANS WITH DISABILITIES SUPPORTED EXHIBITOR**

- 366.** Classes shall follow these guidelines, reversing only at the walk. Horses should be worked for the amount of time necessary to evaluate each gait in each direction, taking into account the stress on the exhibitor and/or leader-side-walkers. The judge could choose to have the horse(s) walk briefly before resuming the jog/trot and completing the judging. The horses in the EWD supported classes are judged doing their jobs in spite of the challenges that may be presented due to the type of support or adaptive equipment that is required. Neither the amount of support and type of EWD acceptable adaptive equipment nor the unique characteristics of a specific exhibitor's disability should enter into the judging criteria. Excessive handling will be penalized. Horses requiring minimal assistance from the handler should be credited.

### **EQUESTRIANS WITH DISABILITIES SHOWMANSHIP AT HALTER**

#### **EQUIPMENT AND ATTIRE**

- 367.** Class can be shown English or western attire but must be one way or the other. There will be no mixing of attire or equipment on a horse/exhibitor. It is recommended to use a plain leather halter and plain lead for English attire. A plain leather halter or sterling silver mounted leather halter with leather lead is recommended for western attire. The use of a chain is permitted but discouraged. No bridles and/or bits and/or lip chains may be used.

#### **CLASS FORMAT**

- 368.** All exhibitors may enter the ring and then work individually or each exhibitor may be worked from the gate individually. When exhibitors are worked individually from the gate, a working order is required.

#### **INDIVIDUAL PATTERNS**

- 369.** The judge may select an appropriate EWD pattern.

---

---

In the event that the judge in concert with the show management develops a pattern instead of using existing EWD pattern(s) the following are unacceptable maneuvers: back in a curved line, pull turns. No exhibitor will be disqualified except for safety reasons at the judge's discretion. Exhibitors going off pattern will be penalized and placed at the bottom of the class.

### **SCORING**

- 370.** Scoring will be on a basis of 0-infinity with 70 denoting an average performance. Refer to Showmanship At Halter Rules #173-176 for description and scoring.

## **WALK TROT HUNT SEAT EQUITATION ON THE FLAT – Independent or Supported**

### **CLASS FORMAT**

- 371.** All exhibitors must enter the ring and then work individually, or each exhibitor may be worked from the gate individually. When exhibitors are worked individually from the gate, a working order is required. Exhibitors should be instructed to either leave the arena, fall into line, or fall into place on the rail after their individual work. The whole class, or just the finalists, must work at the appropriate gaits at least one direction of the arena.

### **INDIVIDUAL PATTERNS**

- 372.** The judge must select an appropriate EWD pattern. EWD pattern. Unacceptable maneuvers: mount or dismount or drop or pick-up irons without stopping, or address reins.

### **SCORING**

- 373.** Scoring will be on a basis of 0-infinity with 70 denoting an average performance. Refer to Hunt Seat Equitations Rules #243-247 for description and scoring.

## **WALK/TROT/CANTER HUNT SEAT EQUITATION ON THE FLAT – INDEPENDENT**

### **CLASS FORMAT**

- 374.** All exhibitors must enter the ring and then work individually, or each exhibitor may be worked from the gate individually. When exhibitors are worked individually from the gate, a working order is required. Exhibitors should be instructed to either leave the arena, fall into line, or fall into place on the rail after

---

---

their individual work. The whole class, or just the finalists, must work at the appropriate gaits at least one direction of the arena.

### **INDIVIDUAL PATTERNS**

- 375.** The judge may select an appropriate EWD pattern. In the event that the judge in concert with the show management develops a Walk/Trot/Canter Hunt Seat Equitation pattern instead of using existing EWD pattern(s). Unacceptable maneuvers: mount or dismount or drop or pick-up irons without stopping, address reins, hand gallop, or counter-canter.

### **SCORING**

- 376.** Scoring will be on a basis of 0-infinity with 70 denoting an average performance. Refer to Hunt Seat Equitations Rules #243-247 for description and scoring.

## **WALK TROT HUNTER UNDER SADDLE – Independent or Supported**

### **CLASS FORMAT**

- 377.** Exhibitors will compete on the rail at a walk and trot both ways of the ring, line up. No extended gaits. Exhibitors are required to back. Refer to Hunter Under Saddle Rules #218-219 for description and scoring.

## **WALK/TROT/CANTER HUNTER UNDER SADDLE – INDEPENDENT**

### **CLASS FORMAT**

- 378.** Exhibitors will compete on the rail at a walk, trot and canter both ways of the ring, line up. No extended gaits. Exhibitors are required to back. Refer to Hunter Under Saddle Rules #218-219 for description and scoring.

## **WALK/JOG WESTERN HORSEMANSHIP – Independent or Supported**

### **CLASS FORMAT**

- 379.** All exhibitors must enter the ring and then work individually, or each exhibitor may be worked from the gate individually. When exhibitors are worked individually from the gate, a working order is required. Exhibitors should be instructed to either leave the arena, fall into line, or fall into place on the rail after their individual work. The whole class, or just the finalists, must work at the appropriate gaits at least one direction of the arena.

---

---

## INDIVIDUAL PATTERNS

- 380.** The judge must select an appropriate EWD pattern. EWD pattern. Unacceptable maneuvers: mount or dismount or ride without stirrups, back in a curved line.

## SCORING

- 381.** Scoring will be on a basis of 0-infinity with 70 denoting an average performance. Refer to Horsemanship Rules #158-162 for description and scoring.

## WALK/JOG/LOPE WESTERN HORSEMANSHIP – Independent

### CLASS FORMAT

- 382.** All exhibitors must enter the ring and then work individually, or each exhibitor may be worked from the gate individually. When exhibitors are worked individually from the gate, a working order is required. Exhibitors should be instructed to either leave the arena, fall into line, or fall into place on the rail after their individual work. The whole class, or just the finalists, must work at the appropriate gaits at least one direction of the arena.

## INDIVIDUAL PATTERNS

- 383.** The judge may select an appropriate EWD pattern. In the event that the judge in concert with the show management develops a Walk/Jog/Lope Western Horsemanship pattern instead of using existing EWD pattern(s). Unacceptable maneuvers: mount or dismount or ride without stirrups, back in a curved line, spins, rollbacks on the haunches and/or turn on the forehand;

## SCORING

- 384.** Scoring will be on a basis of 0-infinity with 70 denoting an average performance. Refer to Horsemanship Rules #158-162 for description and scoring.

## WALK/JOG WESTERN PLEASURE – Independent or Supported

### CLASS FORMAT

- 385.** Exhibitor will compete on the rail at a walk and jog both ways of the ring, line up. No extended gaits. Exhibitors are required to back. Refer to Western Pleasure Rules #146-150 for description and judging.

## WALK/JOG/LOPE WESTERN PLEASURE

---

---

---

---

## – Independent

- 386.** Exhibitor will compete on the rail at a walk, jog and lope both ways of the ring, line up. No extended gaits. Exhibitors are required to back. Refer to Western Pleasure rules Rules #146-150 for description and judging.

## **EWD WALK/JOG/TROT TRAIL HORSE CLASS – Independent or Supported**

### **EQUIPMENT AND ATTIRE**

- 387.** Class can be shown English or western attire but must be one way or the other. There will be no mixing of attire or equipment on a horse/exhibitor.

### **CLASS FORMAT**

- 388.** This class will be judged on the performance of the horse and while maneuvering a minimum of 5 obstacles for Walk Jog/Trot Trail. Exhibitors are to work individually. There will be no rail work.
- a) The following are unacceptable:
- 1) Carrying an object
  - 2) Water hazard
  - 3) Slicker
  - 4) Mailbox

### **SCORING**

- 389.** Scoring will be on the basis of 0-infinity, with 70 denoting an average performance. Each maneuver will be scored from a +1 1/2 to a -1 1/2, in 1/2 point increments. An obstacle missed, refused or taken out of order will result in a score of zero for that obstacle but will not disqualify entry.
- 390.** Excessive handling will be penalized. Horses requiring minimal assistance from the handler should be credited.

## **EWD WALK/JOG/TROT/LOPE TRAIL HORSE CLASS – Independent**

### **EQUIPMENT AND ATTIRE**

- 391.** Class can be shown English or western attire but must be one way or the other. There will be no mixing of attire or equipment on a horse/exhibitor.

### **CLASS FORMAT**

- 392.** This class will be judged on the performance of the horse and while maneuvering minimum of 6 obstacles for Walk/Jog/Trot/Canter/Lope Trail. Exhibitors are to work individually. There will be no rail work.
- a) The following are unacceptable:
- 1) Carrying an object

- 
- 
- 2) Water hazard
  - 3) Slicker
  - 4) Mailbox

## COURSE

393. Safety should be the first consideration in designing and setting up the course. Unacceptable maneuvers: carrying an object, water hazard, slicker, mailbox.

## SCORING

394. Scoring will be on the basis of 0-infinity, with 70 denoting an average performance. Each maneuver will be scored from a +1 1/2 to a -1 1/2, 1/2 point increments. An obstacle missed, refused or taken out of order will result in a score of zero for that obstacle but will not disqualify entry.
395. Excessive handling will be penalized. Horses requiring minimal assistance from the handler should be credited.
396. This class is to be run with a walk in patterns only.

## TITLES & AWARDS

397. **TITLES RESERVED.** The following titles shall be reserved for exclusive use by NSBA: NSBA WORLD CHAMPIONSHIP SHOW, NSBA WORLD CHAMPION HORSE and NSBA RESERVE WORLD CHAMPION HORSE; NSBA INTERNATIONAL CHAMPIONSHIP SHOW, NSBA INTERNATIONAL CHAMPION HORSE and NSBA RESERVE INTERNATIONAL CHAMPION HORSE; and NSBA NATIONAL CHAMPIONSHIP SHOW, NSBA NATIONAL CHAMPION HORSE and NSBA RESERVE NATIONAL CHAMPION HORSE.
398. **NATIONAL AWARDS.** The NSBA will present National High Point Awards to the top horses/owners earning the most points in NSBA approved classes, a minimum of 7 points required to receive an award per calendar year. Points earned on the horse will be accumulated in the class shown.  
*(Points are earned on horse; exception Non Pro, Amateur, Novice Amateur, Novice Youth and Youth classes' points are on horse and exhibitor combination)*
- a) Longe Line horses are eligible for NSBA year-end awards. However; final points should include no more than five (5) NSBA approved events during a given year. Points will be calculated from the horse's top five (5) performances.
399. The NSBA will present National High Point Awards to the top riders earning the most points in NSBA approved events, per calendar year. For a complete list of awards visit [www.nsba.com](http://www.nsba.com)

- 
- 
- 400.** If a horse is sold, the points will continue on that horse, provided that the following requirements are met:
- a)** The new owner is a member of the NSBA or becomes a member within 30 days of the transfer or before the next time the horse is shown, whichever comes first.
  - b)** The office is notified of the change in writing and provided with a copy of the horse's registration papers showing new ownership.
- 401.** Ties in Year End Awards.
- a)** Should there be a tie in total points for purpose of year end awards calculations, the following tie breakers will be used, in order listed, until such tie is broken:
    - 1)** Total horses placed over;
    - 2)** Total prize money won;
    - 3)** In head to head competition, the horse or rider that placed higher the most times.
  - b)** Should there be a tie in total points for the purpose of year-end awards calculations in the Longe Line categories, the following tie-breakers will be used:
    - 1)** The horse that has earned the most points at the lesser number of shows
    - 2)** The horse that has earned the most money at the lesser number of shows.

## **HALL OF FAME**

- 402.** The NSBA Hall of Fame was established to recognize those individuals and horses that have made significant contributions to the NSBA with exhibition and constant promotion of the Show Horse. It is a distinctive honor to be inducted into the NSBA Hall of Fame as it showcases people who have put forth great effort and maintained a high level of integrity while promoting the industry.
- a)** A nomination must be submitted on the nomination form available from the website [www.nsba.com](http://www.nsba.com) or through the NSBA Office. The nominations must include supporting information for consideration. Only the information submitted will be considered and is subject to verification. Nominees shall meet the criteria for the Hall of Fame before being listed on the list to be considered. A current member of the Board of Directors is not eligible for the nomination. Past Presidents are eligible for consideration.
  - b)** Nominees shall be considered for a period of 3 years after receipt of their nomination. They may be re-nominated after a 3 year waiting period if not inducted during the first 3 year period.
  - c)** A Hall of Fame Committee shall review all of the new nominees and make additional recommendation provided the nomination is submitted on the appropriate forms and full supporting information

---

---

is provided. The committee shall submit three nominees per category to the Board of Directors for the final decision.

The following categories will be considered:

**1) People or Entity:** Members Hall of Fame: This category recognizes those members who have made outstanding contributions to the NSBA through unselfish efforts. This is to honor those individuals who have exhibited high moral character, good sportsmanship, fairness, and an exemplary contribution of time, effort and interest in the NSBA and its basic endeavors.

**2) Breeding Horse Category:** Inductee into the NSBA Hall of Fame must have been outstanding for a period of years as a sire or dam. The horse's own show career will be taken into consideration. One stallion and one mare may be honored every year. Stallions must have a remarkable record as a sire of NSBA horses with earnings, points and titles as well as broodmare sire statistics. Broodmares must have been prolific producers of NSBA horses in earnings, points and titles with more than one successful foal. Horses should be selected based on NSBA competition chronologically, honoring older horses first. Inductees into the horse category must be deceased. The last recorded owner shall receive the award.

**3) Show Horse Category:** Inductee into the NSBA Hall of Fame should be selected based on an outstanding record as a competitor in NSBA events having brought exceptional visibility to the National Snaffle Bit Association. Accomplishments considered will be show record, lifetime earnings, titles and importance of horse in the era it was shown. Inductees into the show horse category must be retired or deceased. The last recorded owner shall receive the award.

## LEGACY AWARD

**403.** The Legacy award honors horses or people who have made, over a period of years, a significant and lasting contribution to the show horse industry.

When selecting horses, emphasis is placed on the individual's outstanding record as a competitor in Western Pleasure, Hunter Under Saddle, All-Around or other events and should have a foaling date of at least twenty five years ago. They should be forerunners of today's example of the NSBA horse. Factors to consider are show records, earnings, titles and span of show career. The last recorded owner shall receive the award or whoever the owner deems to accept for them.



---

---

When selecting a person, emphasis is placed on the individual's contributions to the betterment of the show horse industry, their ability to demonstrate integrity and respect for the lives and experiences of both horse and horsemen and their recognition of persons, horses and equine programs that have made a lasting impact on the direction of the industry. This is not necessarily a yearly award but honors horses or people deserving of such accolades should the situation arise.

### **QUARTER MILLION DOLLAR CLUB**

- 404.** For exhibitors who have attained lifetime NSBA earnings of \$250,000. Open to all exhibitors, Non Pros included. They will be honored on a roster of exhibitors reaching this amount on the earnings list. Recognition is determined based on the calendar year.

### **NSBA HORSE OF THE YEAR**

- 405.** Each year NSBA will present two Horse of the Year Awards to the owners of the horses, (at time of most recent NSBA competition) which are most deserving of these prestigious awards based on NSBA participation, show record and points earned in that year in the Show and Hunter/Jumper Divisions respectively.

### **NSBA INCENTIVE FUND PROGRAM**

- 406.** Stallion owners are encouraged to participate in this program by donating one breeding to be sold to mare owners. The NSBA IF breedings will go on sale on October 1 of each year. The mare owner must be a NSBA member to purchase a stallion breeding. The stud fee will be used to fund the license payout. The administrative fee and interest earned will be utilized to promote and pay the expenses of the program. NSBA must receive a minimum of \$300 per donated stallion (plus \$100 administrative fee) to be eligible for the program. The minimum fee for stallions standing at private treaty or not at all to the public is \$600 (plus \$100 administrative fee). An NSBA membership is required for all foal enrollments, horse transfers and to receive payments from any incentive program.

### **GENERAL RULES**

- 407.** Incentive Fund Licensed horses will be eligible to earn NSBA Incentive Fund points in Dual Approved classes and Special Events earning cash value. Payout will be based on the purse of the sold stallions for the current year.

**a)** The Incentive Fund License nomination fee is as follows:

\*Foals by 12/15 of their weanling year:

1-4 foals: \$125 per foal

5 + foals: \$100 per foal

Foals by 5/15 of yearling year - \$200

---

---

After 5/15 of yearling year - \$1,000  
Two year old - \$2,000

- b) Grandfather Clause: Any stallion not enrolled and sold in the IF program may enroll into the program any year following the foaling year for a fee of \$800, making offspring from each year enrolled eligible for licensing.
- c) All licensed horses will be eligible to earn NSBA Incentive Fund points based on Dual Approved classes and Special Events earning cash value. Payout for Dual Approved classes and Special Events points will be based on the purse of the donated and sold Incentive Fund breedings for the current year. All NSBA points earned in Dual Approved and Special Event Open and Amateur classes including Longe Line classes, will generate NSBA IF monies. NSBA points from Novice and Green classes will not be counted.
- 1) The Stallion Nominator will receive 10% of the earnings of offspring.
  - 2) The Foal Nominator will receive 10% of the earnings of the foal.
  - 3) The Owner will earn 80% of the earnings of the foal. If a point earning horse is owned by multiple recorded owners during a year, the money awarded to each of the recorded owners will be in proportion to the points earned during each record ownership period according to NSBA records. In the event a change of ownership occurs, a Transfer Form and a copy of the breed papers must be forwarded to the NSBA office. The fee for the transaction is ~~\$35~~ 45. The date of receipt of the Transfer Form by the NSBA office will determine the date of ownership change for monetary distribution.
  - 4) An NSBA membership is required for all foal enrollments, horse transfers and to receive payments from any incentive program.
- d) Breeding Information
- 1) Should a stallion die prior to the July 1 deadline, the breeding can still be purchased by July 1 for one half of the advertised stud fee plus \$100 administrative fee. If the stallion stood at private treaty, \$600 plus \$100 administrative fee would be required.
  - 2) Stallion owners are entitled to a free license for a foal of the current breeding year when the breeding sells through NSBA. The designated horse must be by owners' sold stallion.
  - 3) Stallion owners whose stallions sell in the program will receive a current year NSBA membership, including magazine.
  - 4) The resulting foal from the breeding is eligible for licensing.
  - 5) Mare owners who purchase a breeding through

---

---

the NSBA Stallion Service Auction will receive a complimentary foal enrollment into the Incentive Fund. This certificate must be used on the resulting foal by December 15th of the weanling year. If the enrollment is not submitted during the weanling year, the complimentary enrollment certificate can be used as a voucher for the value of the December 15th enrollment price. Any fees over the original price are to be paid by the mare owner

## **AFFILIATE ASSOCIATIONS**

**408.**

- a) NSBA will accept applications from associations which have formed with the intent to 1) promote and improve the quality of the show horse by promoting exhibits, events, and contests in expositions and shows; 2) promote interest in training show horses among younger horsemen; and 3) encourage the use of the NSBA rules for holding and judging contests of show horses.
- b) Applications shall be in the form of a letter of agreement signed by the President of applicant association, attesting to the accuracy of the information submitted and his/her personal affirmation that the NSBA rules will be upheld to the best of his/her ability.

The letters should also state the following:

- 1) Name of the association
  - a. Any affiliate group of the NSBA must use the words "snaffle bit" or "show horse" in their affiliate's name, and further does not use a specific breed in their group's name.
- 2) Current set of bylaws
- 3) Names, address, email addresses and phone numbers of the elected officers.
- 4) Names and addresses of at least 20 members in good standing, who are also NSBA members (see C below)
- 5) Names of NSBA National or Area Directors within same geographic location
- 6) Geographic area expected to service.
- c) U.S. AFFILIATE ASSOCIATION members must be current NSBA members. AFFILIATE ASSOCIATION members that are not current NSBA members when joining the AFFILIATE ASSOCIATION will be required to pay the AFFILIATE ASSOCIATION dues plus annual NSBA dues, which the AFFILIATE ASSOCIATION will collect and pay to NSBA upon receipt of new member applications by the AFFILIATE ASSOCIATION. The AFFILIATE ASSOCIATION members will then become members of the NSBA, with all rights and privileges of annual members, including an annual subscription to the NSBA's magazine, *The Way To Go*.
  - 1) New members of the AFFILIATE ASSOCIA-

---

---

TION who are current year members of the NSBA will need to pay only the annual AFFILIATE ASSOCIATION dues to become an AFFILIATE ASSOCIATION member, for the duration of his/her NSBA membership.

- 2) Names of NSBA members applying to the AFFILIATE ASSOCIATION must be submitted to NSBA upon receipt of AFFILIATE application for verification by NSBA. NSBA will also require an annual membership list, current list of officers and a current set of bylaws from each AFFILIATE ASSOCIATION.
- d) An AFFILIATE ASSOCIATION will be encouraged to establish and maintain its own points and awards program. The AFFILIATE may choose to follow the points system published in the current NSBA handbook or establish its own points system for the purpose of AFFILIATE ASSOCIATION year end awards.
  - 1) The NSBA will publish current standings for the AFFILIATE ASSOCIATION'S awards program in its monthly publication.
- e) The NSBA will also offer an editorial page section to each AFFILIATE ASSOCIATION for its news, upcoming events, and publicity, with the news items being submitted by the AFFILIATE ASSOCIATION'S secretary.
- f) The AFFILIATE ASSOCIATIONS will be encouraged to combine efforts within one particular geographic location.
  - 1) The Board of Directors will act on each application request by an application association based on the perceived influence on the growth of the NSBA's membership, philosophies and established goals.
  - 2) An application association may be requested to work with an existing AFFILIATE ASSOCIATION based on the perception described above.
- g) The NSBA will maintain an awards program for AFFILIATE ASSOCIATIONS in the following categories:
  - 1) MOST NEW MEMBERS in a calendar year (January 1 to December 31).
  - 2) MOST ACTIVE AFFILIATE ASSOCIATION, based on the total number of NSBA points recorded in the association's sponsored shows and their participation in other NSBA related activities.

Awards will be presented at the Annual NSBA Convention.

## **~~INTERNATIONAL AFFILIATE ASSOCIATION~~**

~~409-~~

- ~~a) International Affiliates must be formed with the intent to 1) promote and improve the quality of the show horse by promoting exhibits, events, and~~

---

---

contests in expositions and shows; 2) promote interest in training show horses among younger horsemen; and 3) encourage the use of the NSBA rules for holding and judging contests of show horses. An International Affiliate Association will be allowed to hold NSBA sanctioned events and receive the NSBA trophies, plaques or medallions to be given for each sanctioned class.

b) Applications shall be in the form of a letter of agreement signed by the President of applicant association, attesting to the accuracy of the information submitted and his/her personal affirmation that the NSBA rules will be upheld to the best of his/her ability. Enclose a one-time application fee of \$75 with the letter. The letter shall include the following:

1) Name of the association

a. Any affiliate group of the NSBA must use the words "snaffle bit" or "show horse" in their affiliate's name and must not use a specific breed in their affiliate's name.

2) Current set of bylaws

3) Name, address, email addresses and phone number of the elected officers

4) Names and addresses of at least 20 members in good standing.

5) Names of NSBA National or Area Directors within same geographic location

6) Geographic area expected to service (please list the area(s))

c) International Affiliate Association members are not required to become NSBA members unless they desire to compete for an NSBA Year-end Award, participate in the NSBA World Championship Show or NSBA Breeders Championship Futurity.

d) An International Affiliate Association will be encouraged to establish and maintain its own points and awards program. The International Affiliate Association may choose to follow the point system published in the current NSBA handbook or establish its own point system for the purpose of the International Affiliate Association year-end awards:

1) The NSBA will publish current standings for the International Affiliate Association's awards program in its monthly publication.

e) The NSBA will also offer an editorial page section to each International Affiliate Association for its news, upcoming events, and publicity, with the news items being submitted by the International Affiliate Association's secretary.

f) The International Affiliate Associations will be encouraged to combine efforts within one particular geographic location:

1) The Board of Directors will act on each application request by an application association based on the perceived influence on the growth of the NSBA's membership, philosophies and estab-

---

---

lished goals.

- ~~2) An application association may be requested to work with an existing International Affiliate Association based on the perception described above.~~
- ~~g) NSBA requires an annual membership list, current bylaws and annual list of officers from each International Affiliate Association.~~
- ~~h) NSBA will waive the 90 day approval deadline for all International show applications.~~

## NATIONAL SNAFFLE BIT YOUTH ASSOCIATION BYLAWS

### ARTICLE 1 Name and Purpose

**Section 1. Name.** The name of this association is and shall be the National Snaffle Bit Youth Association, hereafter referred to NSBYA.

**Section 2. Purpose.** The objectives and purpose of the NSBYA shall be as follows:

- a) To improve and promote the show horse.
- b) To improve and develop the capabilities of Youth, both individually and through group participation, in the breeding, raising, and exhibiting the show horse.
- c) To develop and improve the scholarship, leadership, and community interest and participation of the young horsemen and horsewomen.
- d) To encourage high moral character, sportsmanship, and clean living among all its members.
- e) To establish a means whereby Youth members may work in connection with the NSBA Youth Committee.
- f) To acquaint Youth members with the parent organization (NSBA), it's structure and it's functions.

### ARTICLE 2 Membership

**Section 1. Membership Qualifications.** Membership is open to any Youth eighteen (18) years of age and younger as of January 1 of the current year.

**Section 2. Membership Dues.** There will be an annual NSBYA membership fee. Membership deadline and expiration dates shall coincide with that of NSBA.

**Section 3. Membership Non Refundable.** NSBYA membership dues are non refundable.

**Section 4. Required Membership.** A Youth must be a current NSBYA member, when all points were earned, in order for NSBA to tabulate the horse's Youth division show points and to be eligible for any awards and/or titles in the Youth division.

---

---

## ARTICLE 3

### Election of Officers

**Section 1. Executive Board.** The Executive Board shall consist of the duly elected officers of NSBYA and three appointees, appointed by the president.

**Section 2. Officers.** The NSBYA membership shall elect the following officers at each annual meeting. President Elect, Secretary, Treasurer and Reporter.

**Section 3. Nomination Committee.** The Nominating Committee, made up of the current President, President Elect and Immediate Past President, shall recommend a person for each office to be elected. The Nominations will also be accepted from the floor at the annual membership meeting.

- a) The nominating committee will meet at the NSBA General Membership meeting.

**Section 4. Officer Candidates Requirements.** Candidates must meet the following requirements:

- a) President Elect must be from the 14-18 age group.
- b) After the initial year of the Youth association the President Elect must have served on the NSBYA Executive Board the year immediately preceding election to office.
- c) Candidates should be duly qualified to fill the duties of the respective office as prescribed elsewhere in these By-Laws.

## ARTICLE 4

### Duties Of Officers

**Section 1. President.** The president shall be the chief executive officer of the NSBYA, and shall have general supervision of the affairs of the Association, subject to the direction of the Executive Board, and shall preside at all meetings of the members and the Executive Board.

- a) The president shall submit to the members annually at their meeting a report of the status of NSBYA and of its activities during the preceding year.
- b) The president shall vote on matters only in the event of a tie.
- c) The president shall have such other and further duties and authority as may be prescribed elsewhere in these By-Laws or from time to time by the Executive Board.
- d) The president is an ex-officio member of all Youth standing committees.
- e) He/She shall also have the responsibility of reporting on the activities of the NSBYA and its individual members through the Youth column of *The Way To Go Magazine*.

**Section 2. President Elect.** The President Elect voted in at the previous year's election shall automatically advance to the office of President.

- a) President Elect, in the absence or inability of the President, shall perform the duties and exercise

---

---

the powers of the President.

- b) He/She shall also have the responsibility of reporting on the activities of NSBYA and its individual members through the Youth column of *The Way To Go*.

**Section 3. Secretary.** The Secretary attend all meetings of the Executive Board, and shall record or cause to be recorded all votes taken and the minutes of all proceedings in a minute book of the NSBYA to be kept for that purpose.

- a) He/She shall perform like duties for the committees when requested by such committees to do so.

- b) The Secretary shall have the principal responsibility to give or cause to be given notice of all meetings of the Executive Board and members, but this shall not lessen the authority of others to give such notice provided for in these bylaws.

**Section 4. Treasurer.** The Treasurer shall have responsibility for the recording of all assets and obligations of NSBYA.

- a) The treasurer shall, under the direct supervision of NSBA, tabulate all obligations and make recommendation to NSBA.

- b) The treasurer shall further make an annual budget of expected expenditures of NSBYA and present it to the NSBA Youth Committee each year, prior to the annual NSBYA meeting.

**Section 5. Reporter.** He/She shall maintain a scrapbook of all the activities of the NSBYA. The Reporter shall have and perform such other duties, authorities, and responsibilities as may be prescribed from time to time by the Executive Board or the President.

**Section 6. NSBYA Executive Board Appointees.** The NSBYA President shall appoint three (3) additional NSBYA members to the NSBYA Executive Board. Each of the appointed members must be from a different state. They will remain on the Board until the President who appointed them; term expires, unless they are elected to an office.

**Section 7. Authority of the NSBYA Executive Board.** The NSBYA Executive Board shall have the power and authority to direct the affairs of the organization, including, but not limited to, the right to make, amend and repeal the constitution of the organization, as they may deem expedient concerning the conduct, management, and activities. Suspension and expulsion of members, removal of officers, expenditure of money and other details relating to the general purposes of the organization, subject to the approval of the NSBA Executive Committee.

## ARTICLE 5

### Meeting

**Section 1. Time of Annual Meeting.** The annual meeting of the members shall be held each year as designated by the members of the NSBYA Executive Board, at which time the members shall transact such business as may



---

---

properly be brought before the meeting.

**Section 2. Special Meetings.** Special meetings of the NSBYA Executive Board may be held at such time and place as may be designated in the notice, whenever called in writing by the direction of the President or by a majority of the NSBYA Executive Board.

**Section 3. Quorum.** A majority of the number of members present shall constitute a quorum for the transaction of business.

**Section 4. Notice.** Written or printed notice of all meetings stating place, date, and hour of meeting, and in the case of a special meeting the purpose for which the meeting is being called, shall be delivered not less than fifteen, (15) days before the meeting either in person or by mail, at the direction of the President or Secretary, to each recognized youth entitled to vote at such meeting.

- a) If mailed, such notice shall be deemed to be delivered upon deposit in the United States mail addressed to recognize Youths at their address as it appears on the records of NSBA, with postage thereon paid.

**Section 5. Mail Ballot.** A "Vote by Mail" procedure may be used by the Executive Board on any matter. The procedure requires that each member receive a clear and concise statement, in duplicate, of the subject to be voted upon, and a copy of the same shall be sent to NSBA, that each member attest his/her vote by his/her signature and send a copy of same to both NSBA and the officer who has initiated the vote.

## **ARTICLE 6**

### **Standing Committees**

**Section 1.** Youth Standing Committees shall consist of not less than three (3) NSBA Youth members who shall be appointed by the NSBA Youth President.

**Section 2.** The NSBA Youth President may appoint special Youth committees.

**Section 3.** To be eligible for Youth committee assignments, an individual must be a NSBA Youth member in good standing.

**Section 4.** A Chairperson and Vice Chairperson shall head each Youth standing committee. The chairperson shall vote only in the case of a tie vote concerning any Youth committee action. The Vice Chairperson shall serve as presiding officer in the chairperson's absence or incapacity.

**Section 5.** The NSBA Youth President is an ex-officio member of all Youth standing committees.

**Section 6.** A member of the NSBA Youth Executive Board will serve as a Youth Executive Liaison on each Youth committee.

**Section 7.** The NSBA Youth Association Standing Committees include, but are not limited to, the following:

Youth Awards  
Youth Financial Management  
Youth Nominating

## **ARTICLE 7**

### **Amending Bylaws and Rules**

**Section 1. Procedure.** The constitution or by-laws may be amended by majority vote of the NSBA members present.

- a) All changes so approved are subject to the approval of the NSBA Board of Directors, who shall receive a recommendation from the Youth Committee prior to voting on such amendments.

**Section 2. Bylaws Changes.** All changes in Rules or Constitution must be voted on by the Executive Board of the NSBYA, must follow the procedures set forth, and must be approved by the NSBA Board of Directors.

**Section 3. Rule Changes.** Any member of NSBYA may submit rules changes or additions as by prescribed within the Bylaws.

## **ARTICLE 8**

### **Advisory Board**

The Advisory Board shall consist of the NSBA President, the NSBA Immediate Past President, the NSBA President Elect, the NSBA Youth Committee Chairperson, NSBYA President, and the NSBA Executive Director, and any additional members deemed necessary by the NSBA Executive Committee.

## **ARTICLE 9**

### **Place of Business**

**Section 1. Location.** The principle place of business of the association should be National Snaffle Bit Association in Weatherford, TX.

**Section 2. Correspondence.** All correspondence regarding the NSBYA shall be directed to the NSBA.

## **ARTICLE 10**

### **Procedure**

**Section 1.** When not otherwise specified by the By-Laws, Roberts Rules of Order-Revised shall be the final authority on procedure.

---

---

## **ALLIANCE PARTNERS**

The National Snaffle Bit Association has proudly entered into an alliance partnership with the following associations:

### **American Quarter Horse Association**

P.O. Box 200  
Amarillo, TX 79168  
(806) 376-4811  
[www.aqha.com](http://www.aqha.com)

### **American Paint Horse Association**

122 East Exchange – Suite 420  
Ft. Worth, TX 76164  
(817) 834-2742  
[www.apha.com](http://www.apha.com)

### **American Buckskin Registry Association**

PO Box 33098  
Tulsa, OK 74135  
(918) 936-4707  
[www.americanbuckskin.org](http://www.americanbuckskin.org)

### **Appaloosa Horse Club**

2720 West Pullman Rd  
Moscow, ID 83843  
(208) 882-5578  
[www.appaloosa.com](http://www.appaloosa.com)

### **International Buckskin Horse Association**

P.O. Box 268  
Shelby, IN 46377  
(219) 552-1013  
[www.ibha.net](http://www.ibha.net)

### **Palomino Horse Breeders of America**

15253 E. Skelly Dr.  
Tulsa, OK 74116  
(918) 438-1234  
[www.palominohba.com](http://www.palominohba.com)

### **Pinto Horse Association**

7330 NW 23rd St  
Bethany, OK 73008  
(405) 491-0111

### **Pony of the Americas Club, Inc.**

3828 South Emerson Ave  
Indianapolis, IN 46203  
(317) 788-0107  
[www.poac.org](http://www.poac.org)

---

---

## INDEX

### A

Affiliate Associations.....	200
Alliance Partners .....	209
Animal Welfare .....	3
Awards.....	196

### B

Bylaws, Association .....	4
Bylaws, Youth Association .....	204

### C

Class Formats .....	18
Class/Entry Procedure.....	24

### D

Disciplinary Procedure.....	55
Disclaimer.....	12
Dual Approved/Special Events Program .....	18

### E

Eligible Horses.....	27
Equestrians With Disabilities Competition .....	186
Equipment Checks .....	39
Equipment Rules .....	65

### F

Foreword .....	3
----------------	---

### G

General.....	63
General Notice Procedure .....	59
Grievance Issues and Committee .....	54

### H

Hall of Fame .....	197
Halter .....	115
Hand Positions, English.....	142

---

---

Hand Positions, Western .....	82
Horse Divisions.....	36
Horsemanship .....	110
Hunter Hack.....	148
Hunter/Jumper Special Event.....	158
Hunter Under Saddle.....	143
Hunt Seat Equitation On The Flat.....	152
Hunt Seat Equitation Over Fences .....	150
Hunt Seat Gaits .....	77
<b>I</b>	
Illegal Practices .....	42
Incentive Program .....	199
Inhumane Treatment .....	53
<b>J</b>	
Judges.....	60
<b>L</b>	
Lease.....	30
Longe Line.....	124
<b>M</b>	
Medication Rules .....	44
Membership.....	10
Mission Statement.....	3
<b>O</b>	
Officers/Directors.....	5
<b>P</b>	
Payback.....	21
Payback Chart.....	22
Pleasure Driving .....	156
Point System .....	24
Proper Head and Rein Positions, English .....	142
Proper Head and Rein Positions, Western.....	82
Purse Calculations.....	19

---

---

## R

Ranch Horse Gaits .....	81
Ranch Rail .....	138
Ranch Riding .....	132
Ranch Horse Conformation .....	140
Ranch Trail .....	134
Registration .....	27
Rider Categories .....	29
Rider Lists .....	28

## S

Sanction Fees .....	21
Show Approvals .....	13
Show Classifications .....	13
Showmanship At Halter .....	119
Sportsmanship .....	40
Stewards .....	40

## T

Ties .....	23
Trail .....	86

## U

## W

Walk Trot .....	141
Western Gaits .....	74
Western Pleasure .....	83
Western Riding .....	91
Working Hunter .....	145
Working Hunter Under Saddle .....	152



**National Snaffle Bit Association  
120 Mesa St  
Weatherford, TX 76086**

NON PROFIT  
US POSTAGE  
PAID  
OMAHA NE  
PERMIT NO. 2087