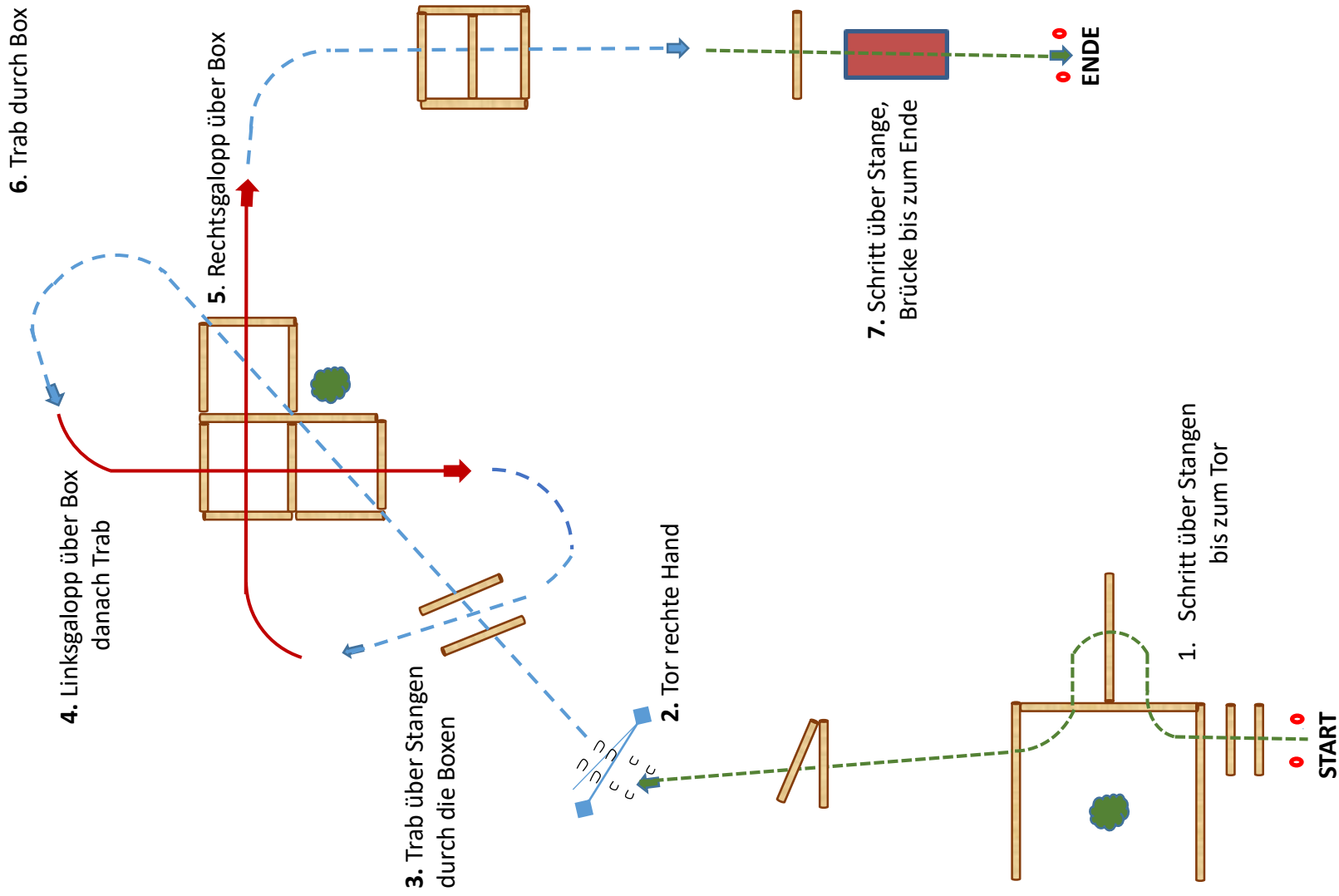


# Nov.- Amateur - TRAIL

## Legende:

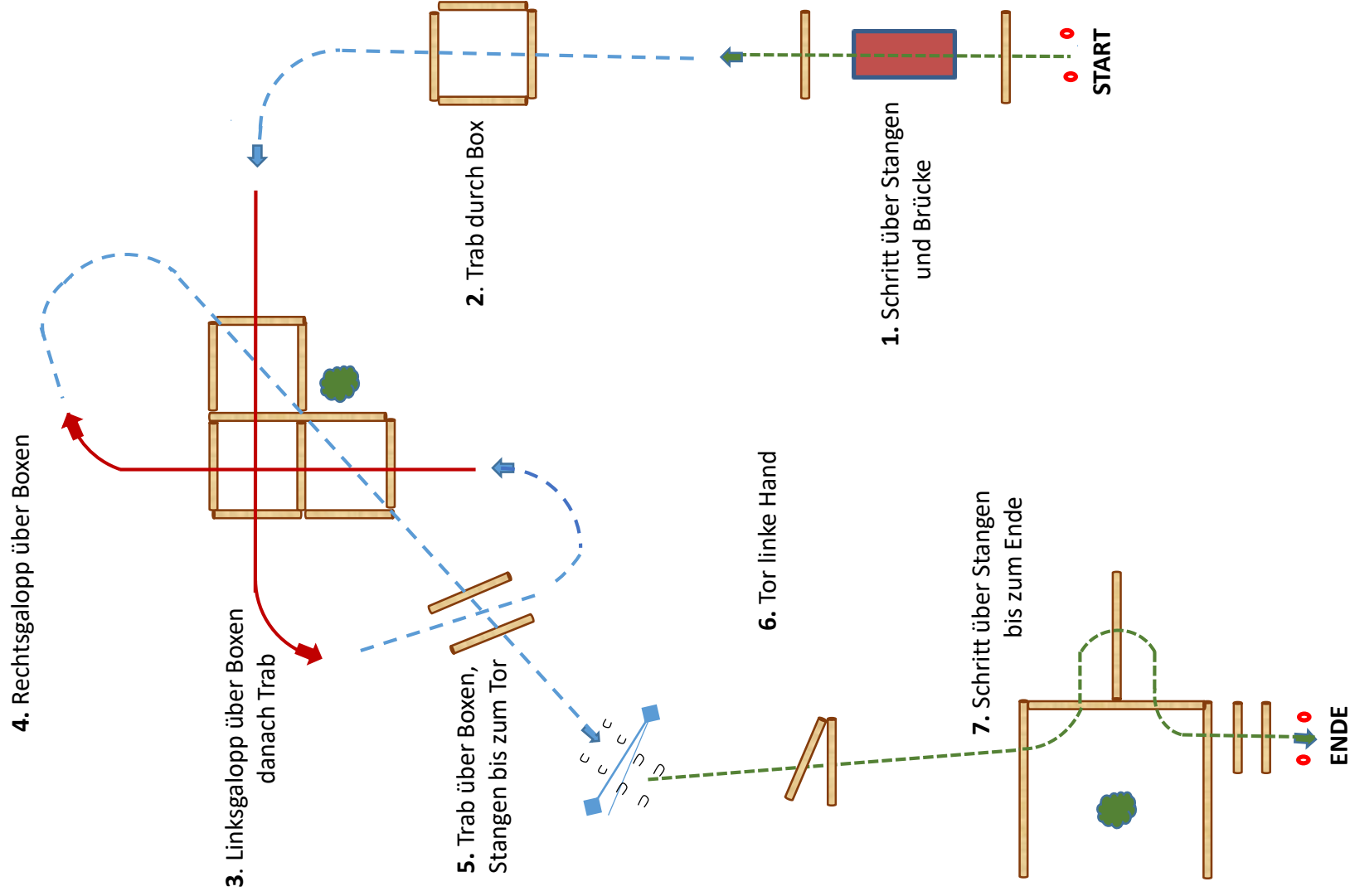
- Galopp
- - - Trab
- ⋯ Schritt
- Erhöhung
- ← Rückwärts



# Green - TRAIL

## Legende:

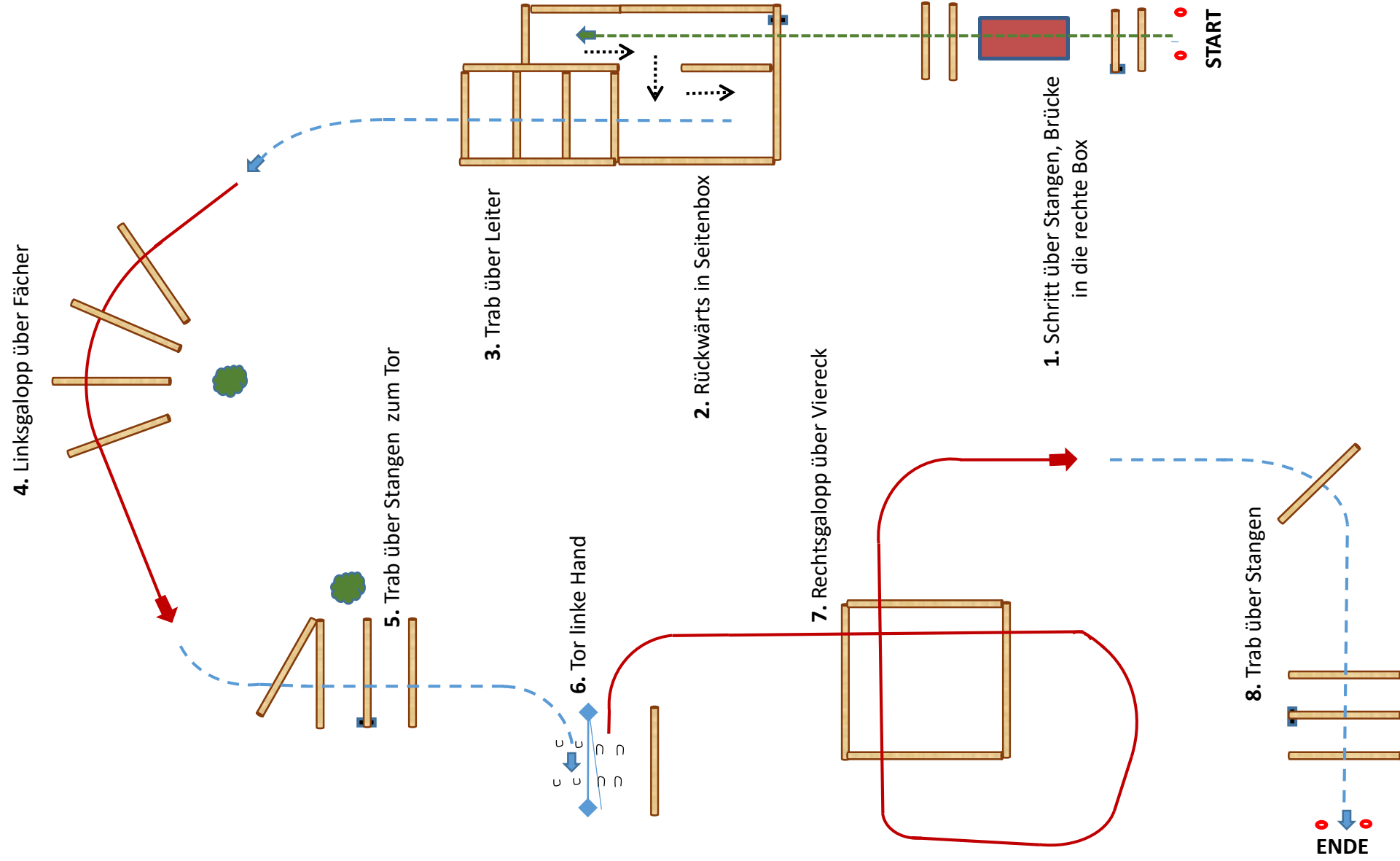
- Galopp
- Trab
- Schritt
- Erhöhung
- Rückwärts



# Junior-TRAIL

## Legende:

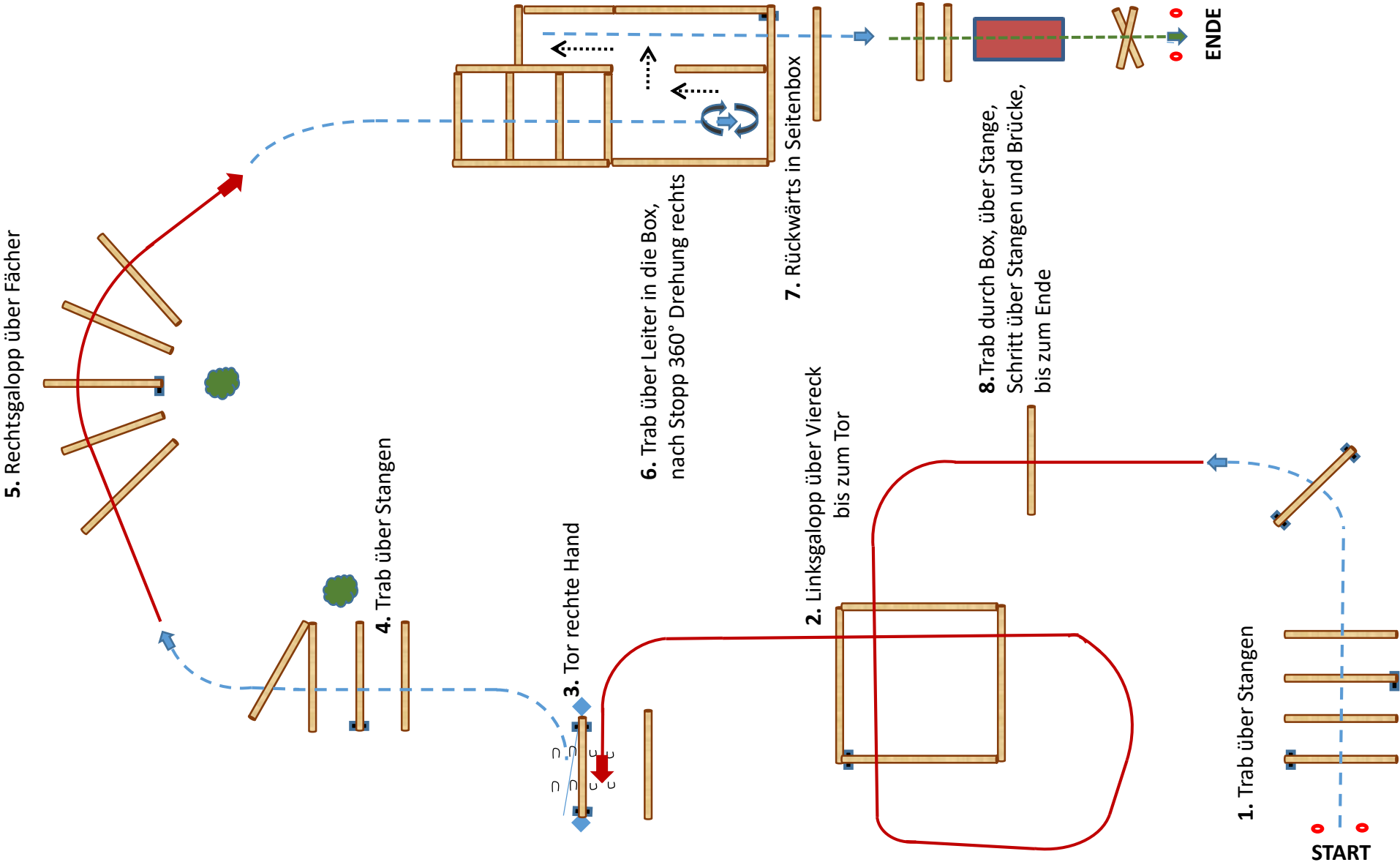
- Galopp
- Trab
- Schritt
- Erhöhung
- Rückwärts



# Amateur - TRAIL

## Legende:

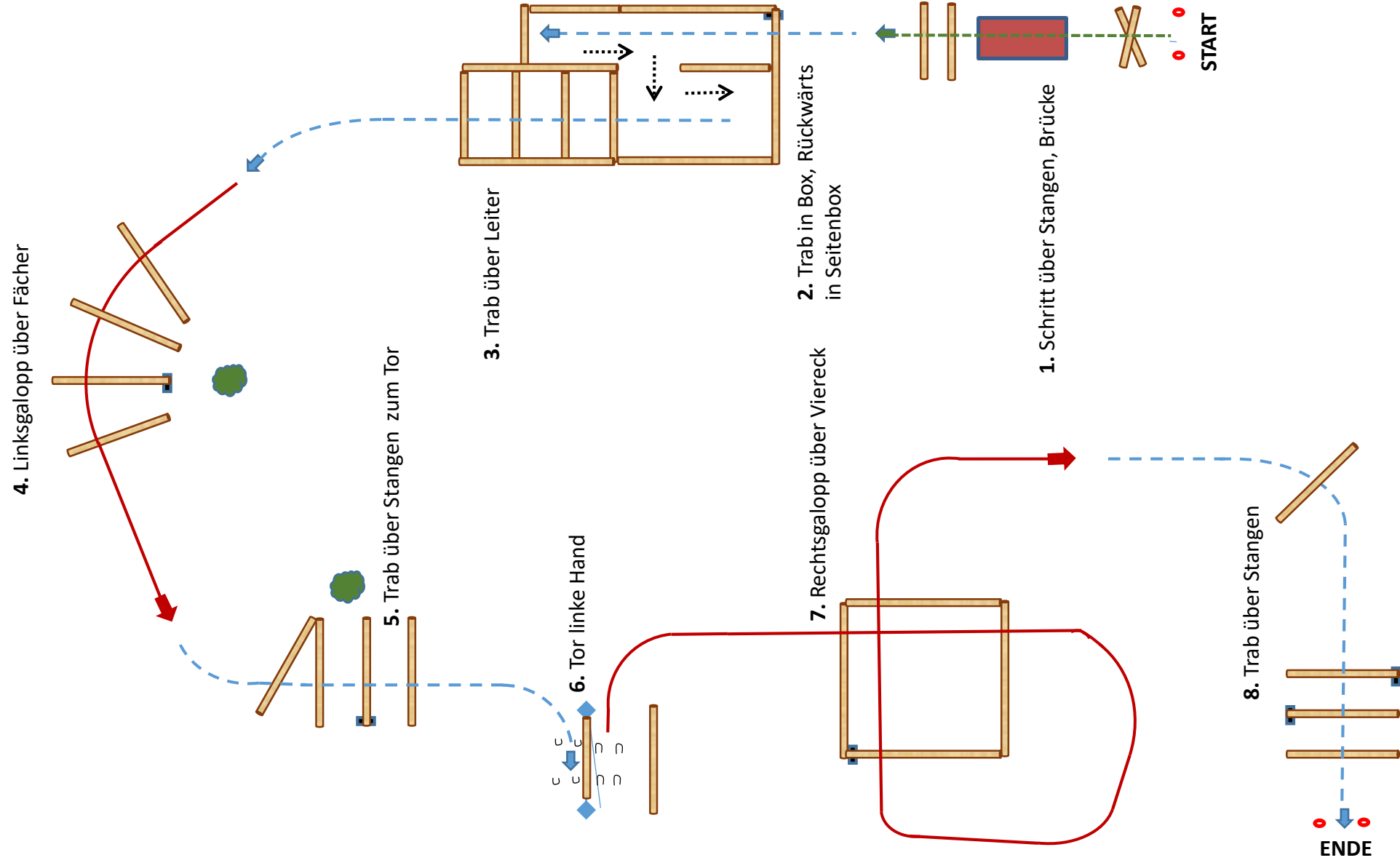
- Galopp
- Trab
- Schritt
- Erhöhung
- Rückwärts



# Jugend - TRAIL

## Legende:

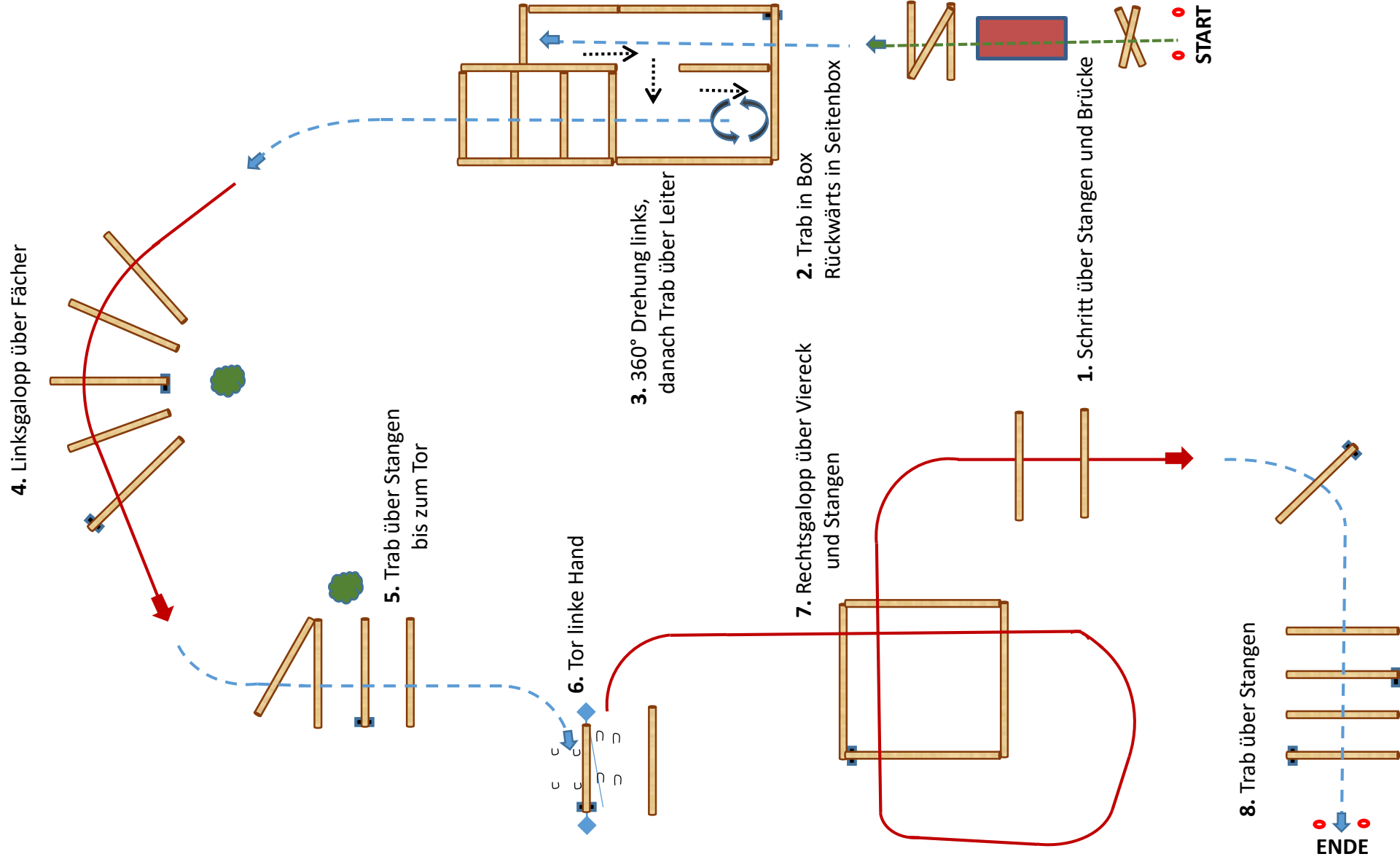
- Galopp
- Trab
- Schritt
- Erhöhung
- Rückwärts



# Maturity- TRAIL

## Legende:

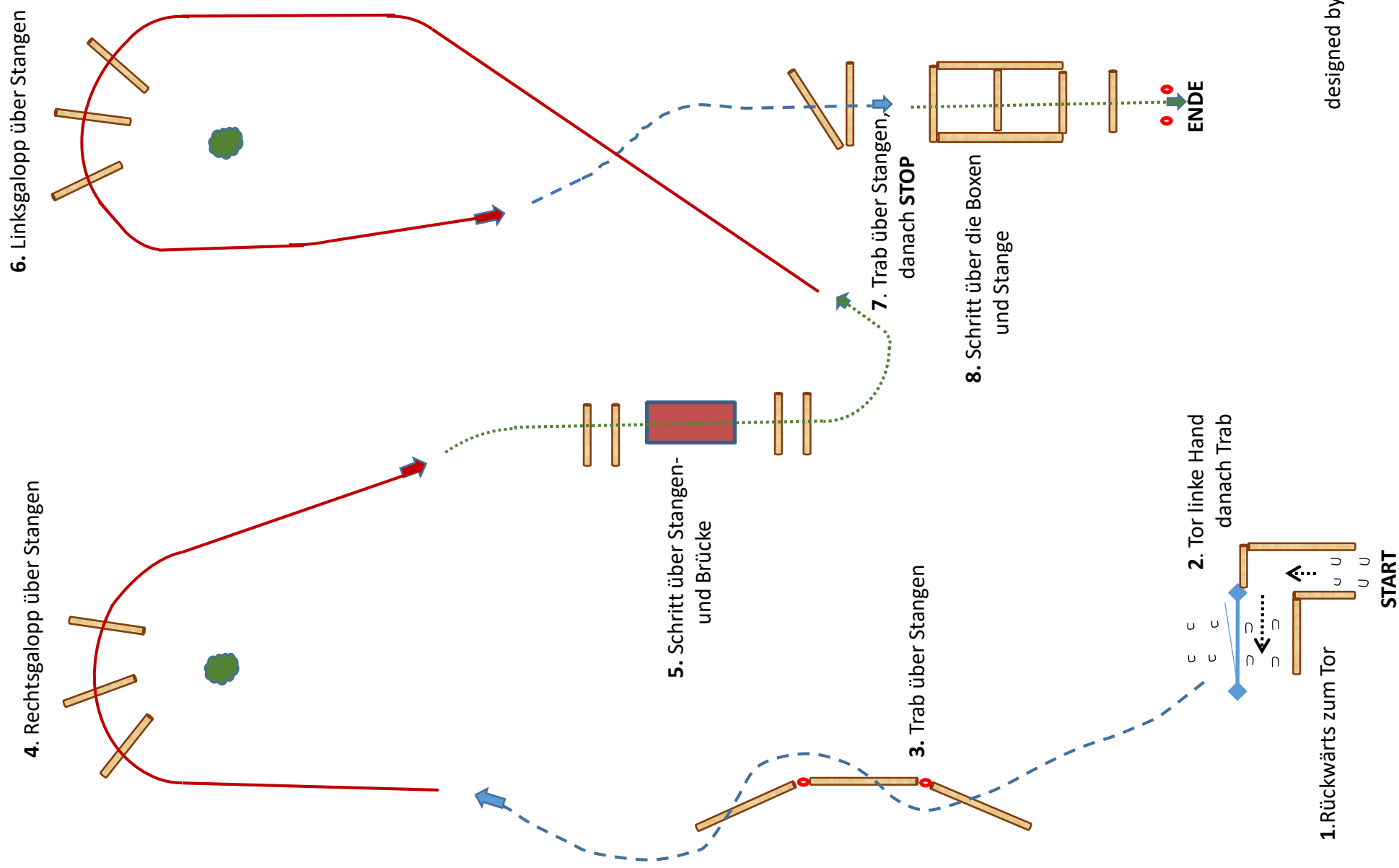
- Galopp
- Trab
- Schritt
- Erhöhung
- Rückwärts



# Futurity 3 jährig – TRAIL

## Legende:

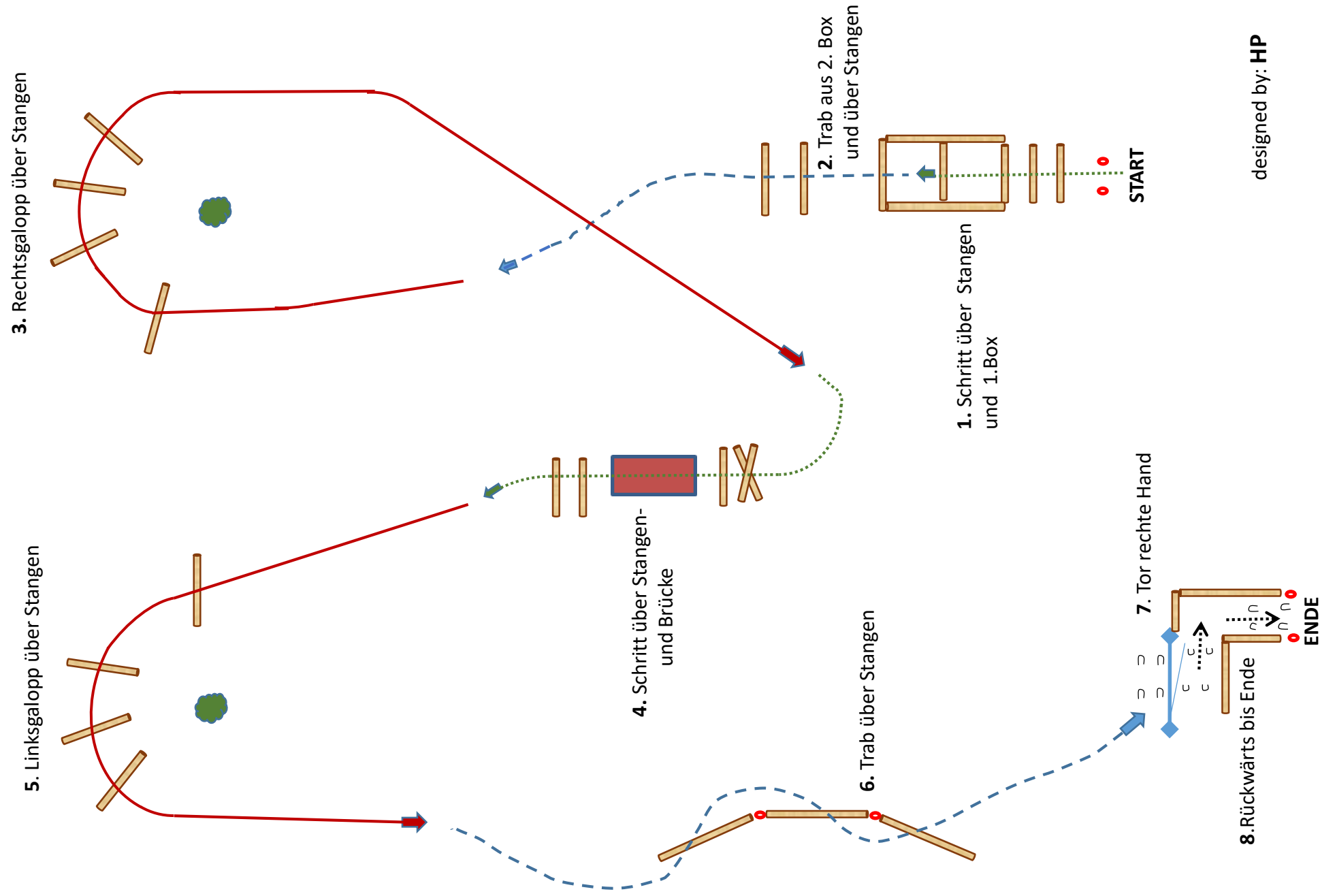
- Galopp
- Trab
- Schritt
- Erhöhung
- Rückwärts



# Futurity 4 jährig - TRAIL

## Legende:

- Galopp
- Trab
- Schritt
- Erhöhung
- Rückwärts

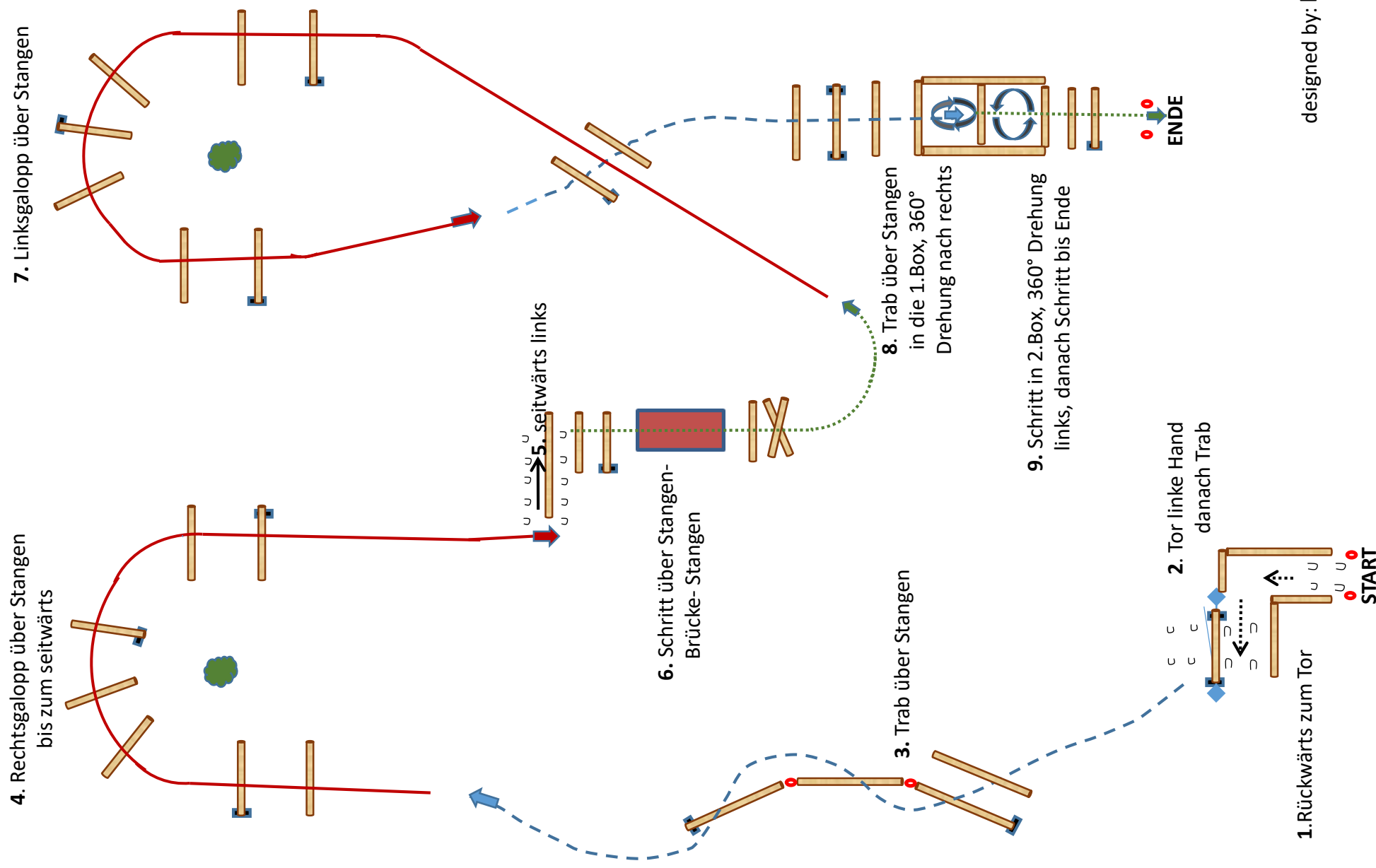




# SENIOR - TRAIL

## Legende:

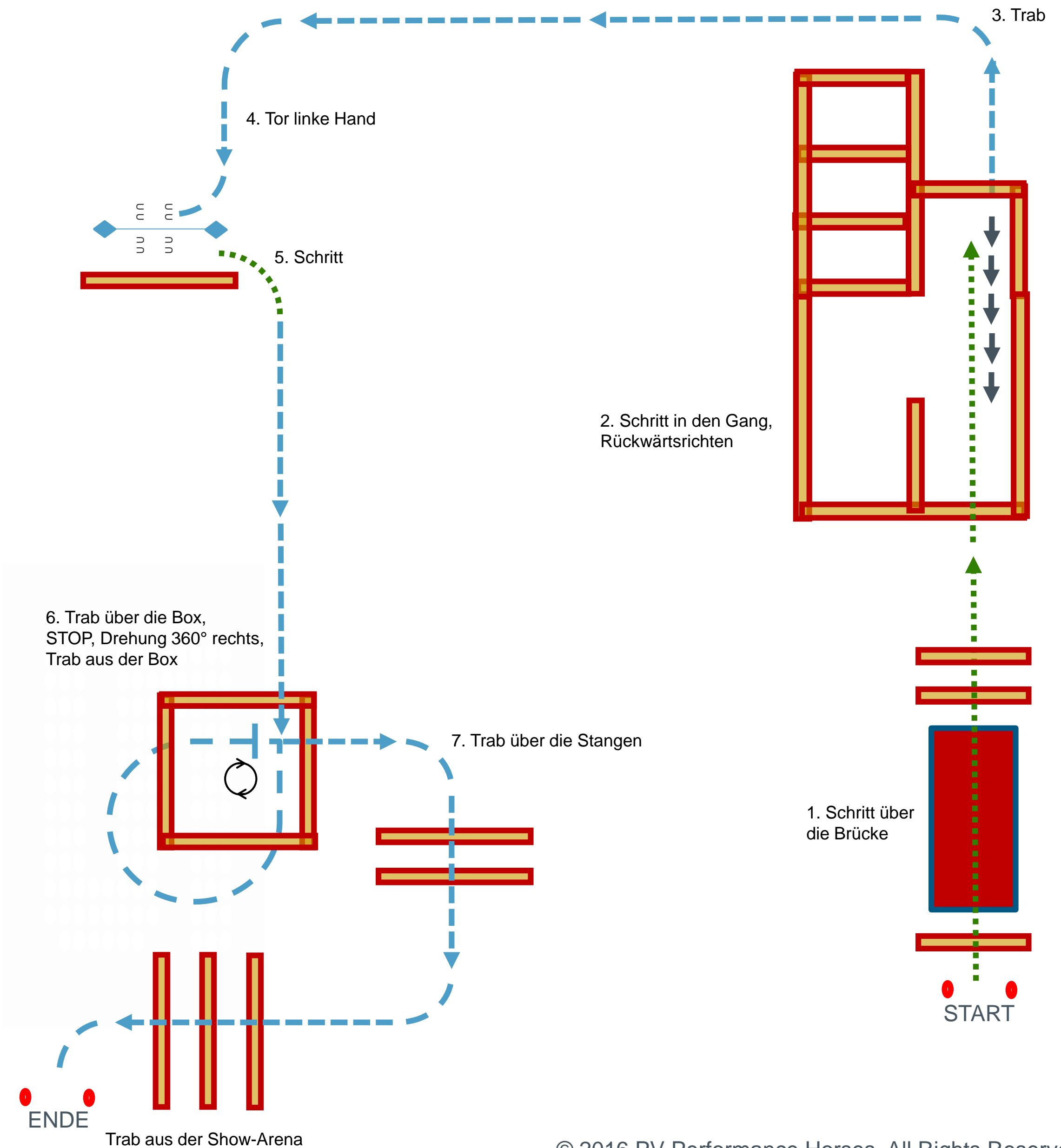
- Galopp
- Trab
- Schritt
- Erhöhung
- Rückwärts



# In-Hand-Trail 1-2 jährig

## Legende:

- Trab
- Schritt
- Rückwärts



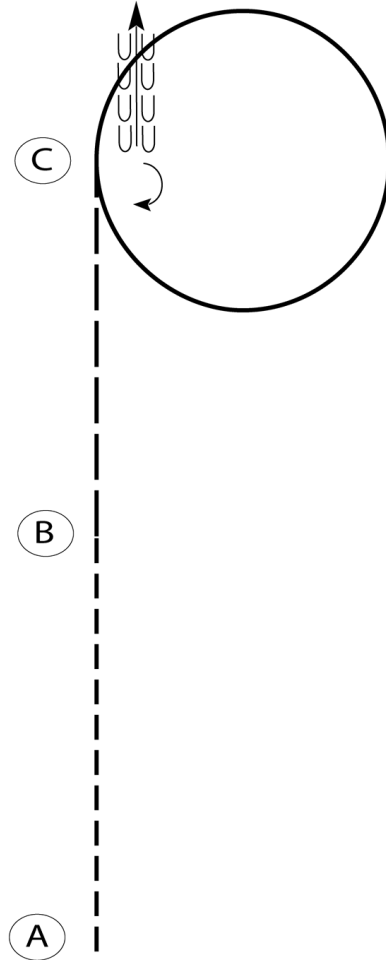
# Q.H. Ö.M. Weikersdorf, Horsemanship

## AQHA Novice Amateur

Show Date: 10-30-2016

w w w . H o r s e S h o w P a t t e r n s . c o m

w w w . H o r s e S h o w P a t t e r n s . c o m



Be ready at A.

1. Jog from A to B.
2. Extend the jog to C.
3. At C, lope a circle to the right
4. Even with C, stop and do a 180 degree turn to the right.
5. Back one horse length
6. Retire to the rail or line up at a jog.

Walk	-----
Jog	- - - - -
Extended Jog	- - - - -
Lope	—————
Leg Yield	
Lead Change	— / —
Back	← ← ← — — —
Marker	⊙ B
Sidepass	← — — — →

[WH/2-19]

Pattern Provided by:

*P.V. Performance Horses*

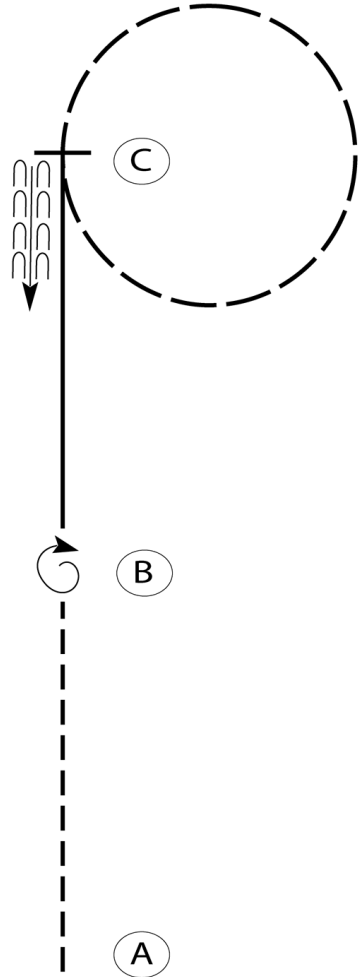
# Q.H. Ö.M. Weikersdorf, Horsemanship

## AQHA Youth

Show Date: 10-30-2016

www.HorseShowPatterns.com

www.HorseShowPatterns.com



Be ready at A.

1. Jog from A to B.
2. Stop at B and perform a 360 degree turn to the right.
3. Lope on the right lead to C.
4. Even with C, break to an extended jog and circle to the right.
5. Stop at C and back one horse length

Retire to the rail or line up at a jog.

Walk	-----
Jog	- - - - -
Extended Jog	- - - - -
Lope	—————
Leg Yield	
Lead Change	— / —
Back	← ← ← ← ←
Marker	⊙
Sidepass	← — — — — →

[WH/2-20]

Pattern Provided by:

*P.V. Performance Horses*

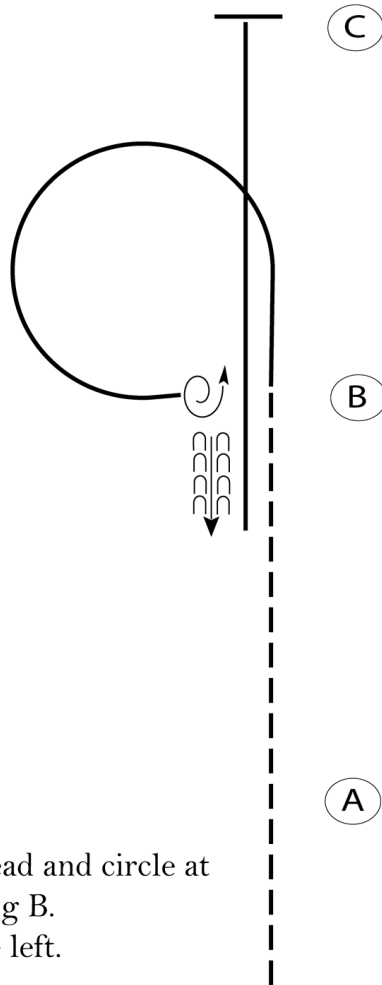
# Q.H. Ö.M. Weikersdorf, Horsemanship

## AQHA Amateur

Show Date: 10-30-2016

www.HorseShowPatterns.com

www.HorseShowPatterns.com



Begin before A at a jog.

1. Jog from A to B.
2. At B, lope on the left lead and circle at B as shown. Stop facing B.
3. Turn 1 1/4 turn to the left.
4. Back one horse length.
5. Lope on the right lead to C. Stop at C.

Follow the instructions of your ring steward.

Walk	-----
Jog	- - - - -
Extended Jog	- - - - -
Lope	—————
Leg Yield	
Lead Change	— / —
Back	← ← ← ← ←
Marker	⊙
Sidepass	← — — — — →

[WH/2-17]

Pattern Provided by:

*P.V. Performance Horses*

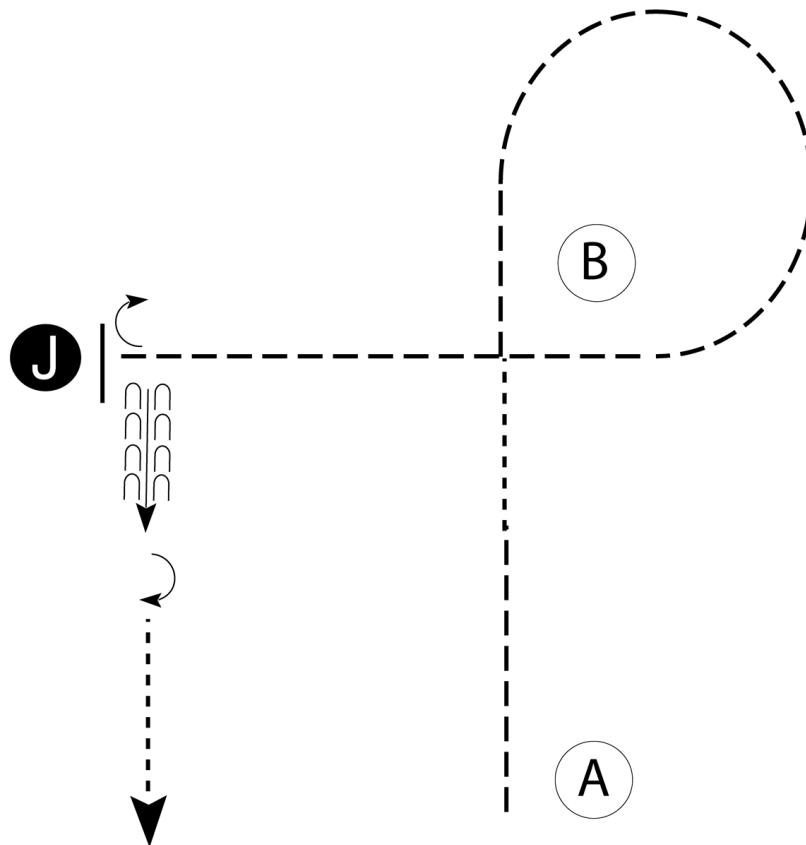
# Q.H. ÖM ,Weikersdorf,Showmanship

## Aqha Novice Amateur

Show Date: 10/29/2016

w w w . H o r s e S h o w P a t t e r n s . c o m

w w w . H o r s e S h o w P a t t e r n s . c o m



Be ready at A.

1. Trot halfway to B.
2. Walk two horse lengths.
3. Trot to and around B as shown.
4. Trot to the judge. Stop and set up for inspection.
5. When dismissed, perform a 90 degree turn and back approximately 2 horse lengths.
6. Perform a 180 degree turn and walk straight away.

Follow the instructions of your ring steward.

Walk	-----
Trot	- - - - -
Back	←
Marker	ⓑ
Judge	ⓐ

[S/2-78]

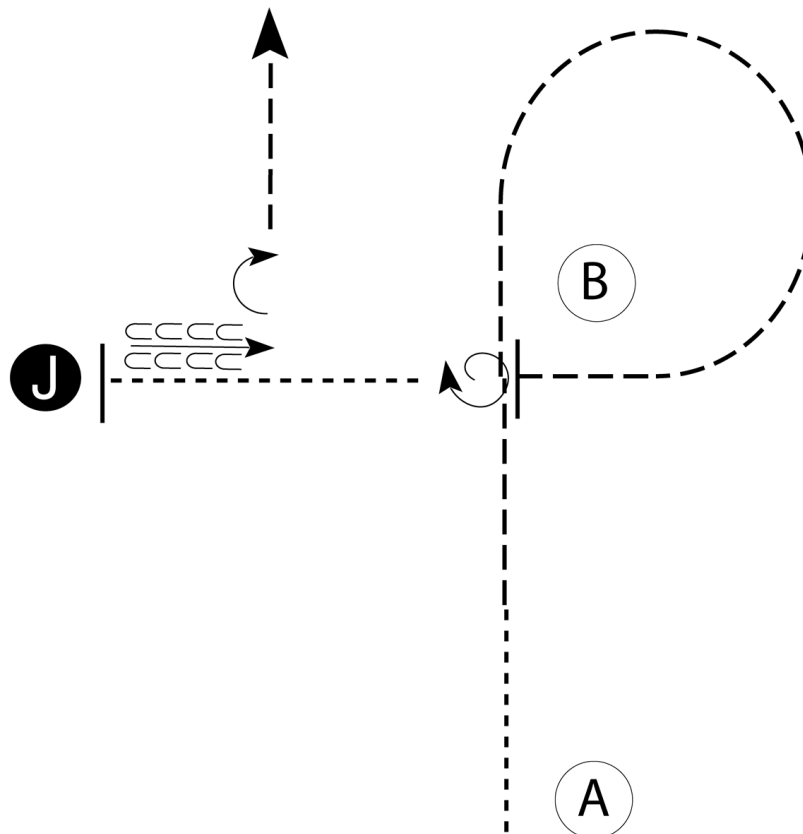
Pattern Provided by:

*P.V. Performance Horses*

# Q.H. ÖM , Weikersdorf, Showmanship

## Aqha Amateur

Show Date: 10/29/2016



Be ready at A.

1. Walk halfway to B.
2. Trot to and around B as shown.
3. Stop when just past B. Perform a 360 degree turn.
4. Walk to judge and set up for inspection.
5. When dismissed, back one horse length.
6. Perform a 90 degree turn and trot away.

Follow the instructions of your ring steward.

Walk	-----
Trot	- - - - -
Back	←
Marker	ⓑ
Judge	ⓐ

[S/2-79]

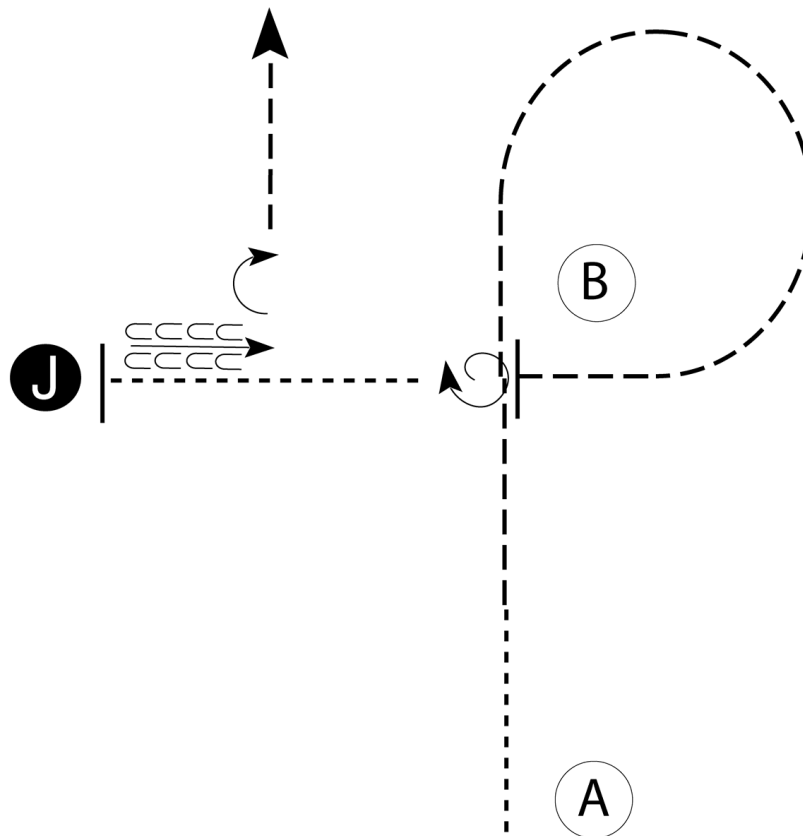
Pattern Provided by:

*P.V. Performance Horses*

# Q.H. ÖM , Weikersdorf, Showmanship

## Aqha Youth

Show Date: 10/29/2016



Be ready at A.

1. Walk halfway to B.
2. Trot to and around B as shown.
3. Stop when just past B. Perform a 360 degree turn.
4. Walk to judge and set up for inspection.
5. When dismissed, back one horse length.
6. Perform a 90 degree turn and trot away.

Follow the instructions of your ring steward.

Walk	-----
Trot	----- ~~~~~
Back	←~~~~~ ~~~~~
Marker	ⓑ
Judge	ⓐ

[S/2-79]

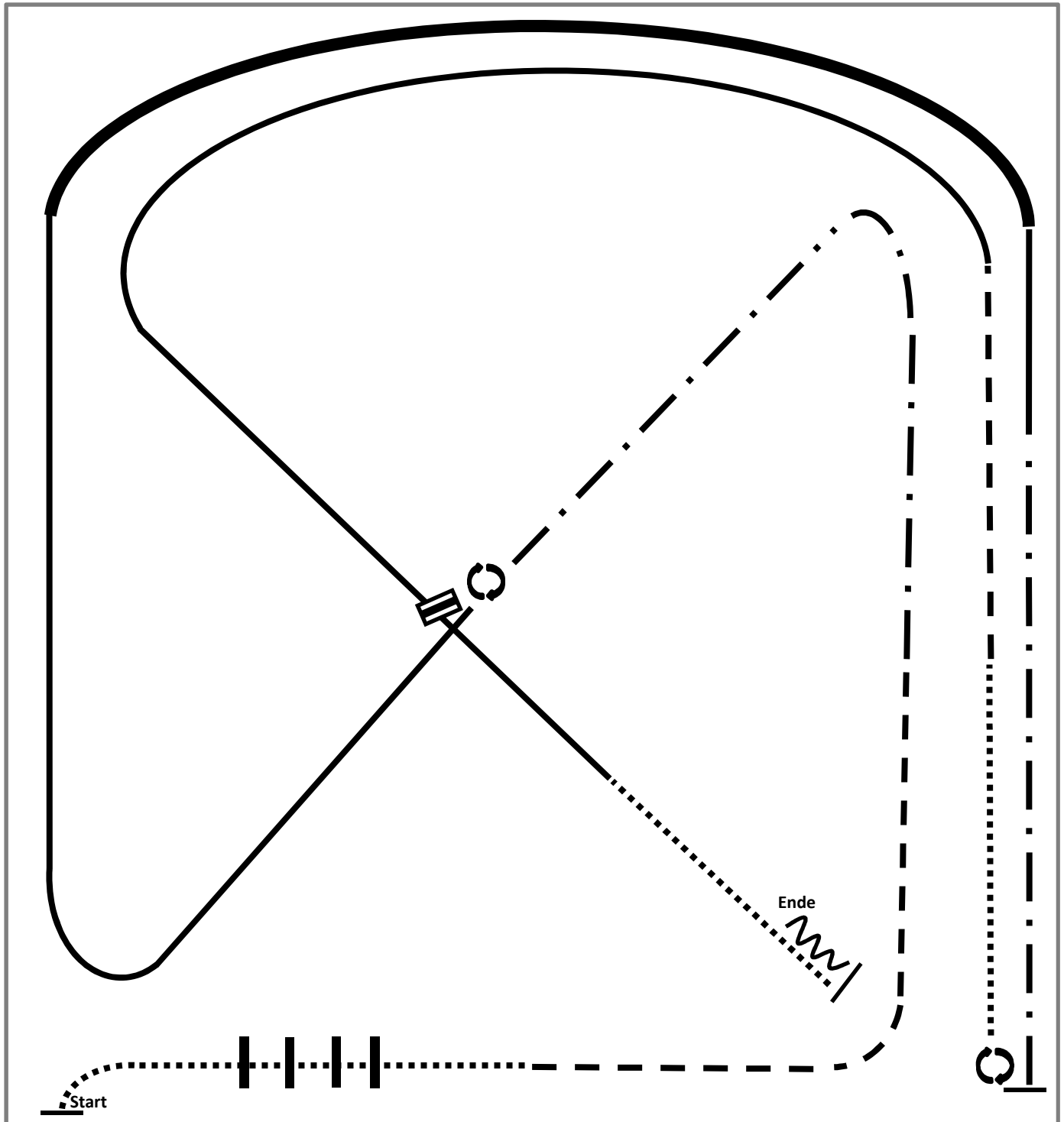
Pattern Provided by:

*P.V. Performance Horses*

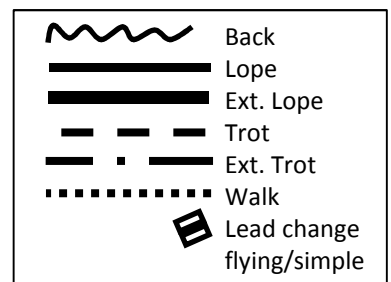


# Quarterhorse ÖM, Weikersdorf

## AQHA Ranch Riding Amateur & Youth

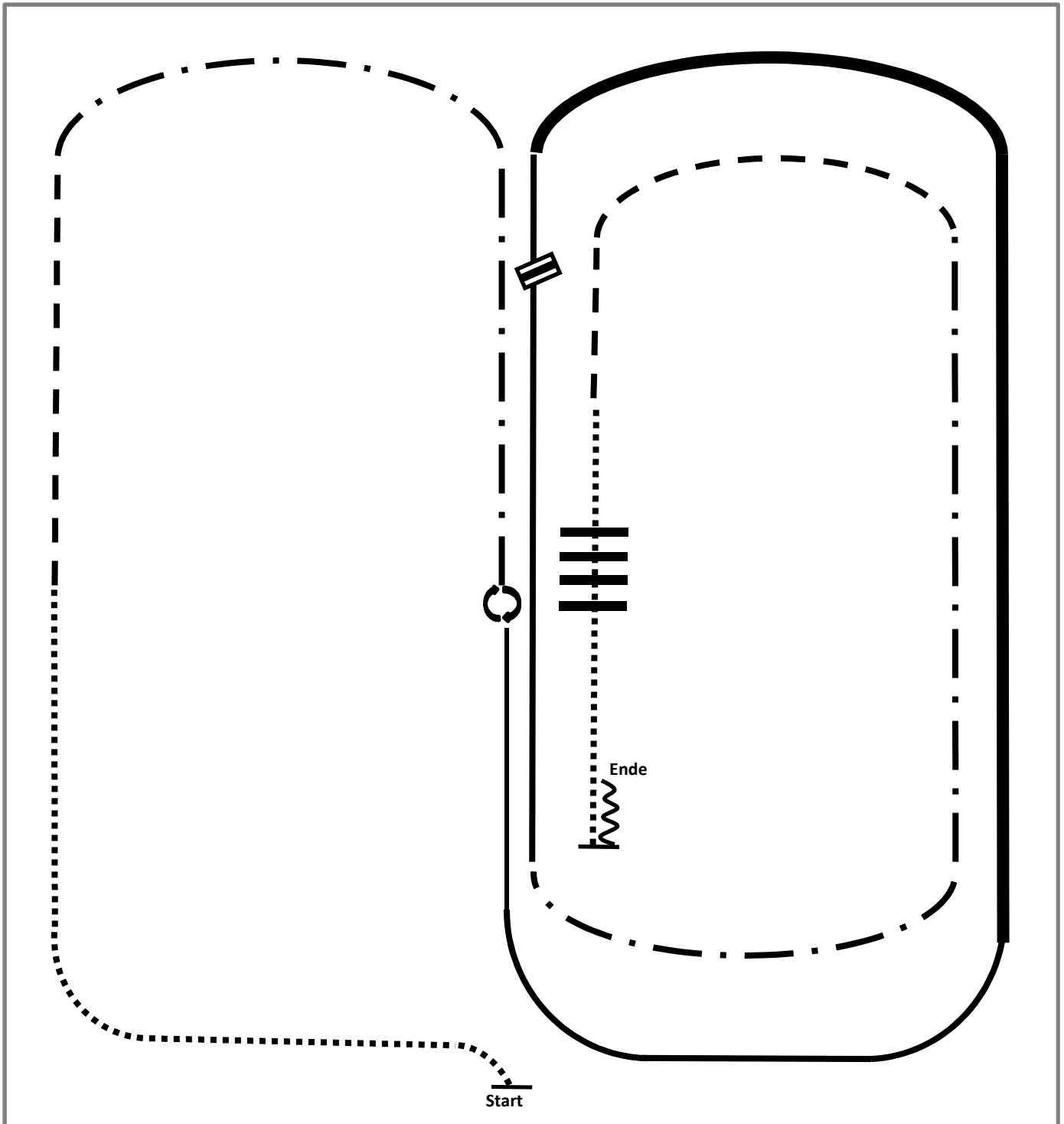


1. Walk over
2. Trot
3. Ext. Trot
4. Stop, Turn right 360° right
5. Lope right lead
6. Ext. Lope right lead,  
Lope right lead
7. Ext. Trot
8. Stop, Turn left 540°
9. Walk
10. Trot
11. Lope left lead
12. Change leads, Lope right lead
13. Walk, Stop, Back



# Quarterhorse ÖM, Weikersdorf

## AQHA Ranch Riding OPEN



- 1.Walk
- 2.Trot
- 3.Ext.Trot
- 4.Stop, Turn 360° each direction  
(either way first)
- 5.Lope left lead
- 6.Ext. Lope left lead

- 7.Lope left lead, Change leads
- 8.Lope right lead
- 9.Ext. Trot
- 10.Trot
- 11.Walk over
- 12.Stop, Back

	Back
	Lope
	Ext. Lope
	Trot
	Ext. Trot
	Walk
	Lead change flying/simple

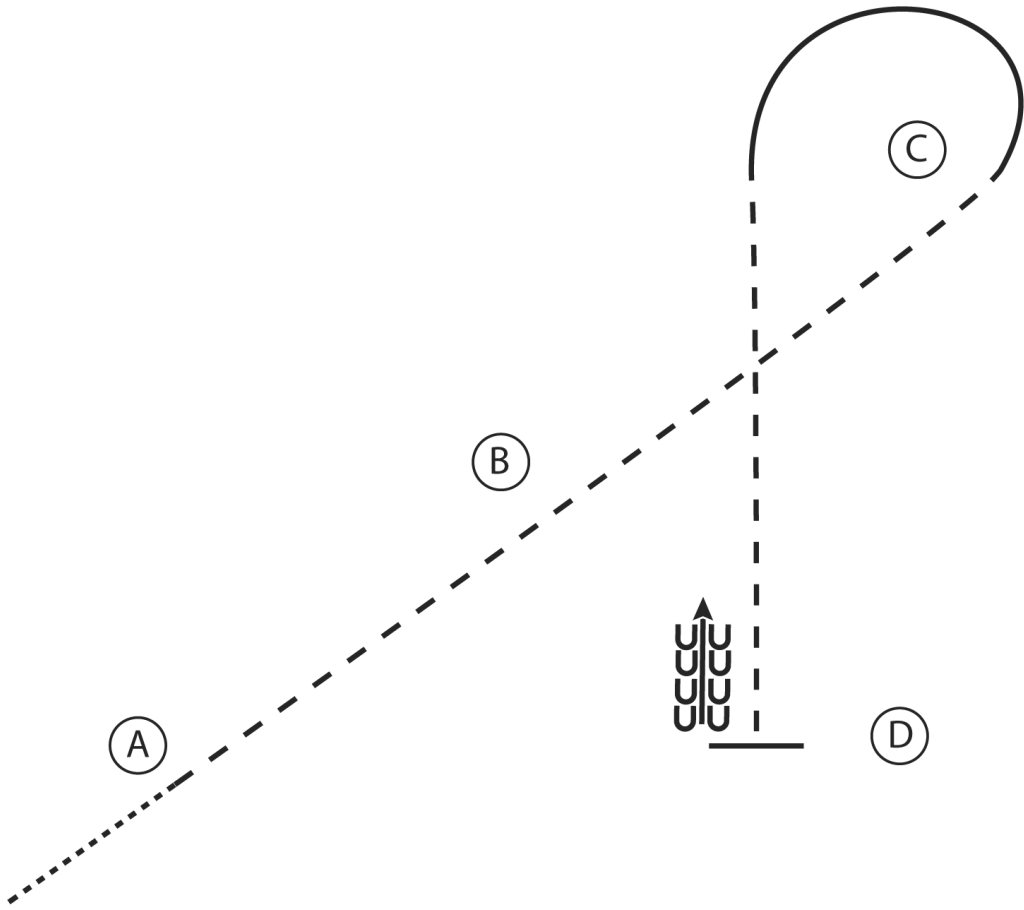
# Q.H. ã-M. Weikersdorf, Huntseat Equit.

## Hunt Seat Equitation

Show Date: 10-30-2016

w w w . H o r s e S h o w P a t t e r n s . c o m

w w w . H o r s e S h o w P a t t e r n s . c o m



1. Walk to A
2. Sitting trot to B
3. Posting trot to C on the right diagonal
4. At C canter a half circle on the left lead
5. At C posting trot to D on the left diagonal
6. Stop at D and back 4 steps

Walk	.....
Trot	-----
Extended Trot	-----
Canter	—————
Leg Yield	
Lead Change	↙↘
Back	←←←←
Marker	⊙
Sidepass	←←←←

[HSE/2-2]

Pattern Provided by:

*P.V. Performance Horses*