

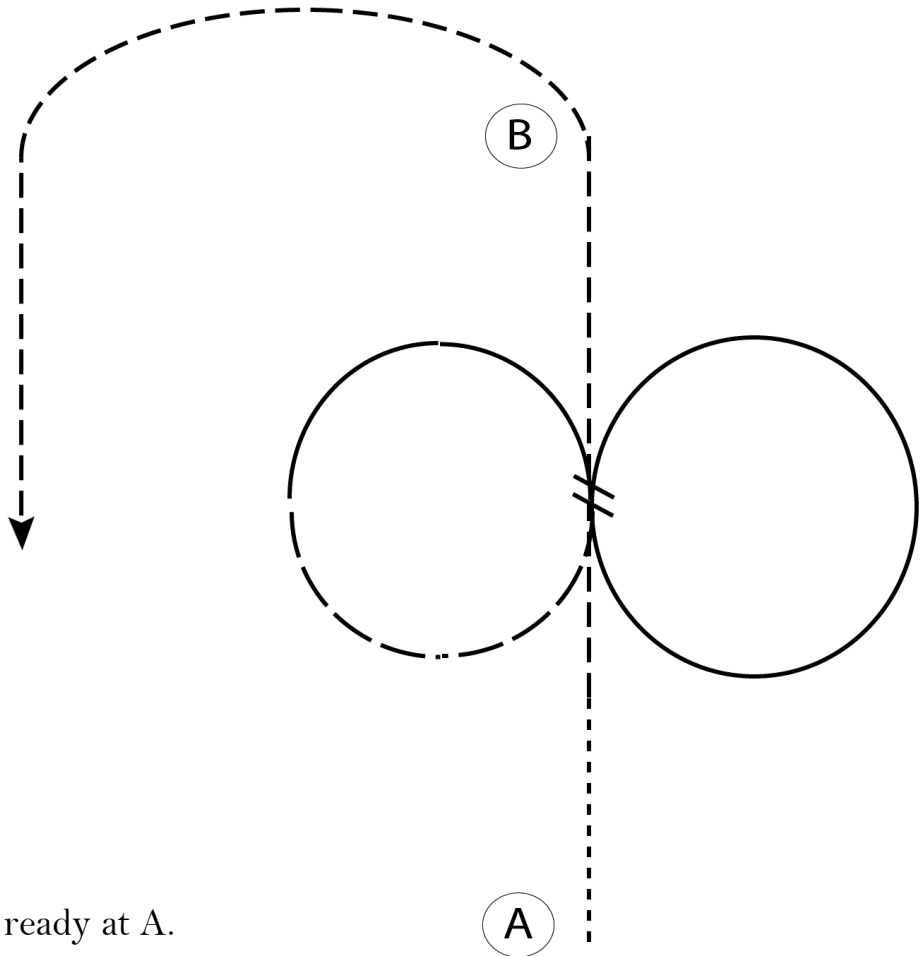
2013 Quarter Horse Congress

Western Horsemanship (11 and Under)

Show Date: October 4-27, 2013

w w w . H o r s e S h o w P a t t e r n s . c o m

w w w . H o r s e S h o w P a t t e r n s . c o m



Be ready at A.

1. Walk halfway to center of pattern.
2. Jog to center of pattern.
3. Lope a circle to the right on the right lead.
4. Perform a simple lead change at center.
5. Lope a half circle to the left.
6. Close the circle at an extended jog.
7. Slow to a jog and jog to B.

Pattern is over once you have passed B at the jog.
Turn left and jog down the rail to exit.

Walk	-----
Jog	- - - - -
Extended Jog	— — — —
Lope	—————
Lead Change	
Back	
Marker	ⓑ

[C2H_1AU]

Pattern Provided by:

Quarter Horse Congress

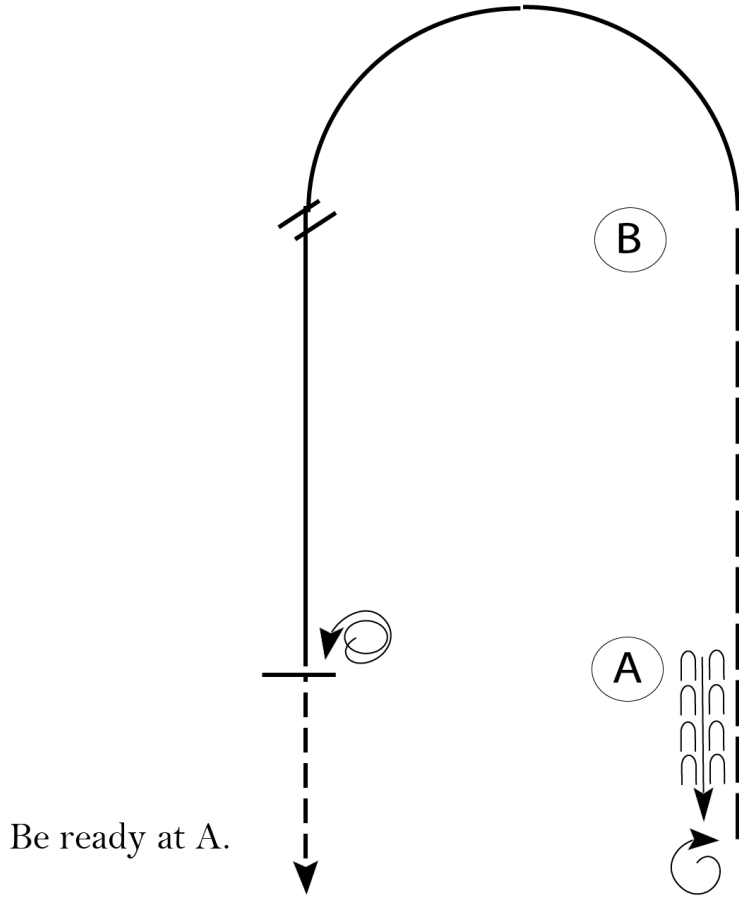
2013 Quarter Horse Congress

Western Horsemanship (Amateur Versatility)

Show Date: October 4-27, 2013

w w w . H o r s e S h o w P a t t e r n s . c o m

w w w . H o r s e S h o w P a t t e r n s . c o m



1. When acknowledged, back approximately 2 horse lengths.
2. Perform a 360 degree turn to the right.
3. Extend the jog to B.
4. Lope on the right lead in a half circle until even with B.
5. Perform a lead change.
6. Lope on the left lead until even with A.
7. Stop and perform a 720 degree turn to the left.
8. Exit at the jog.

Walk	-----
Jog	-----
Extended Jog	-----
Lope	-----
Lead Change	////
Back	←←←←
Marker	(B)

[C2H_NV]

Pattern Provided by:
Quarter Horse Congress

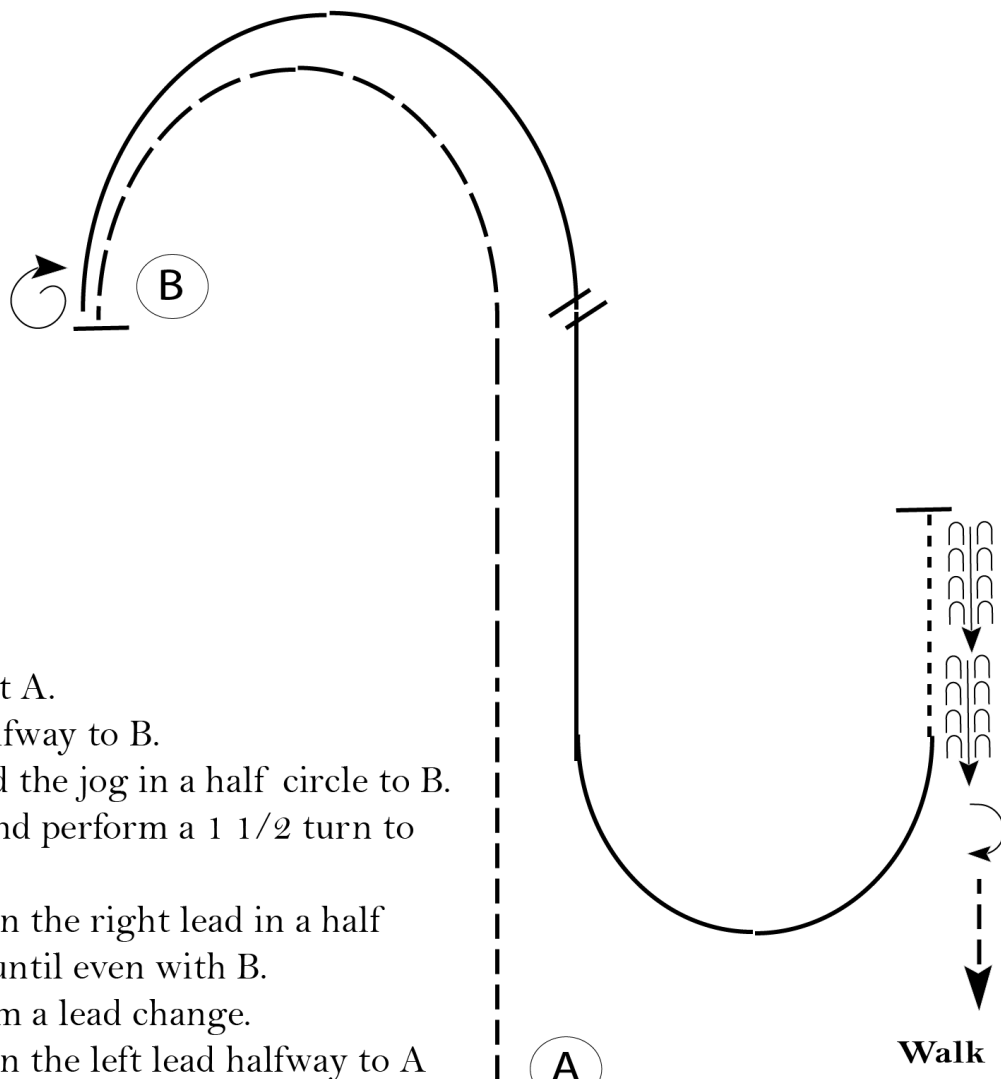
2013 Quarter Horse Congress

Western Horsemanship (Amateur)

Show Date: October 4-27, 2013

w w w . H o r s e S h o w P a t t e r n s . c o m

w w w . H o r s e S h o w P a t t e r n s . c o m



1. Start at A.
2. Jog halfway to B.
3. Extend the jog in a half circle to B.
4. Stop and perform a 1 1/2 turn to right.
5. Lope on the right lead in a half circle until even with B.
6. Perform a lead change.
7. Lope on the left lead halfway to A and continue a half circle.
8. Walk approximately 2 horse lengths.
9. Stop and back approximately 2 horse lengths.
10. Pattern is complete. Perform a 180 degree turn and exit arena.

- Walk
- Jog
- Extended Jog
- Lope
- Lead Change
- Back
- Marker

[C2H_A]

Pattern Provided by:

Quarter Horse Congress

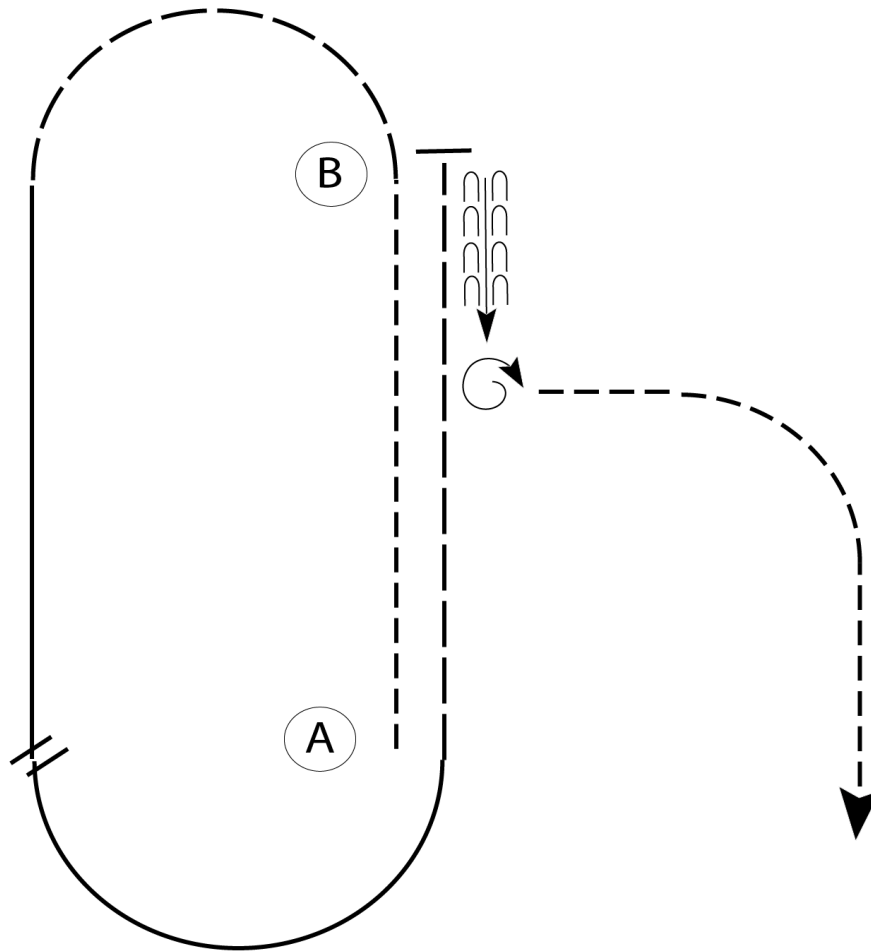
2013 Quarter Horse Congress

Western Horsemanship (Novice Amateur)

Show Date: October 4-27, 2013

w w w . H o r s e S h o w P a t t e r n s . c o m

w w w . H o r s e S h o w P a t t e r n s . c o m



Be ready at A.

1. Jog to B.
2. Extend the jog in a half circle.
3. Lope on the right lead until even with A.
4. Perform a simple lead change.
5. Lope on the left lead until even with A.
6. Extend the jog to B.
7. Stop at B and back approximately one horse length.
8. Perform a 1 1/4 turn to the right and exit at jog.

Walk
Jog	-----
Extended Jog	- - - - -
Lope	—————
Lead Change	——/——
Back	←-----
Marker	ⓑ

[C2H_N11A]

Pattern Provided by:

Quarter Horse Congress

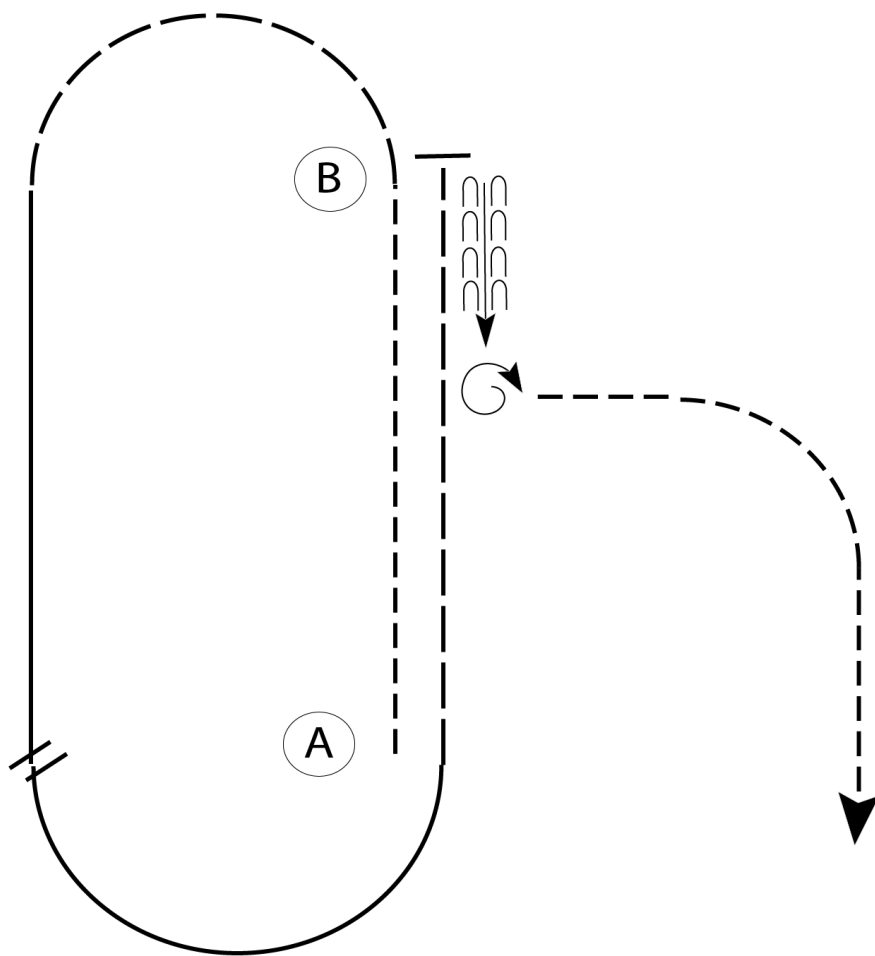
2013 Quarter Horse Congress

Western Horsemanship (Novice Youth 13 and Under)

Show Date: October 4-27, 2013

www.HorseShowPatterns.com

www.HorseShowPatterns.com



Be ready at A.

1. Jog to B.
2. Extend the jog in a half circle.
3. Lope on the right lead until even with A.
4. Perform a simple lead change.
5. Lope on the left lead until even with A.
6. Extend the jog to B.
7. Stop at B and back approximately one horse length.
8. Perform a 1 1/4 turn to the right and exit at jog.

Walk	-----
Jog	- - - - -
Extended Jog	— — — —
Lope	
Lead Change	⧏
Back	←←←←←
Marker	Ⓚ

[C2H_N11A]

Pattern Provided by:
Quarter Horse Congress

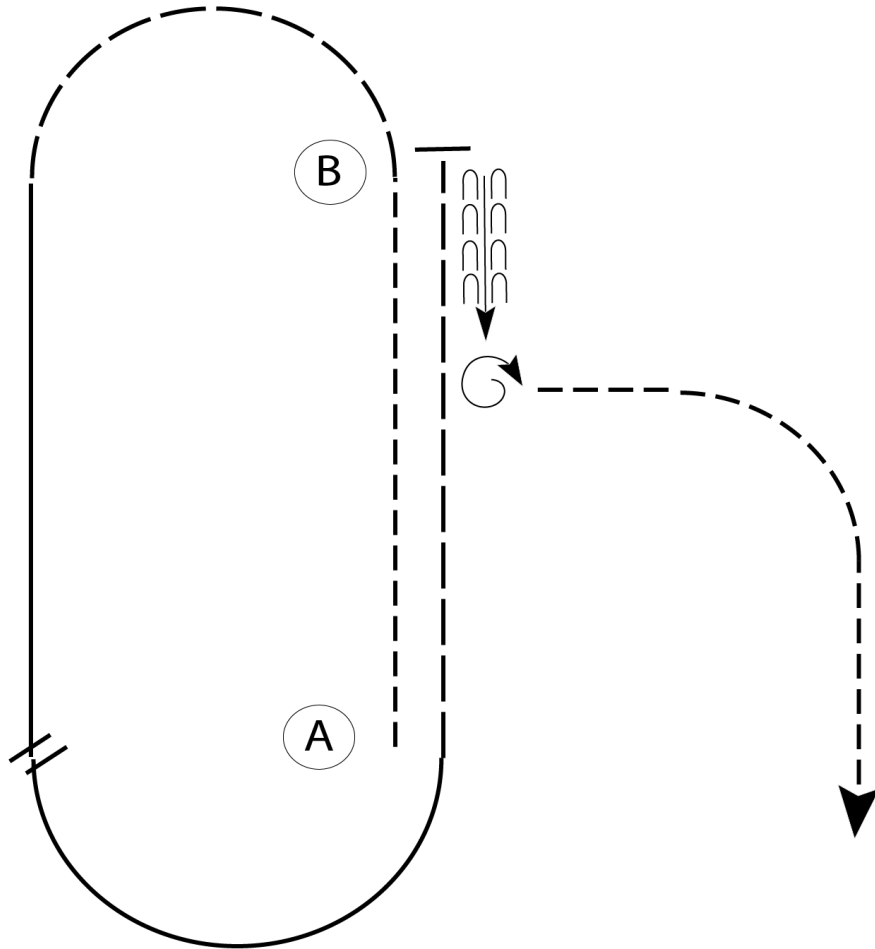
2013 Quarter Horse Congress

Western Horsemanship (Novice Youth 14-18)

Show Date: October 4-27, 2013

www.HorseShowPatterns.com

www.HorseShowPatterns.com



Be ready at A.

1. Jog to B.
2. Extend the jog in a half circle.
3. Lope on the right lead until even with A.
4. Perform a simple lead change.
5. Lope on the left lead until even with A.
6. Extend the jog to B.
7. Stop at B and back approximately one horse length.
8. Perform a 1 1/4 turn to the right and exit at jog.

Walk	-----
Jog	- - - - -
Extended Jog	— — — —
Lope	—————
Lead Change	——/——
Back	←←←←←
Marker	(B)

[C2H_N11A]

Pattern Provided by:

Quarter Horse Congress

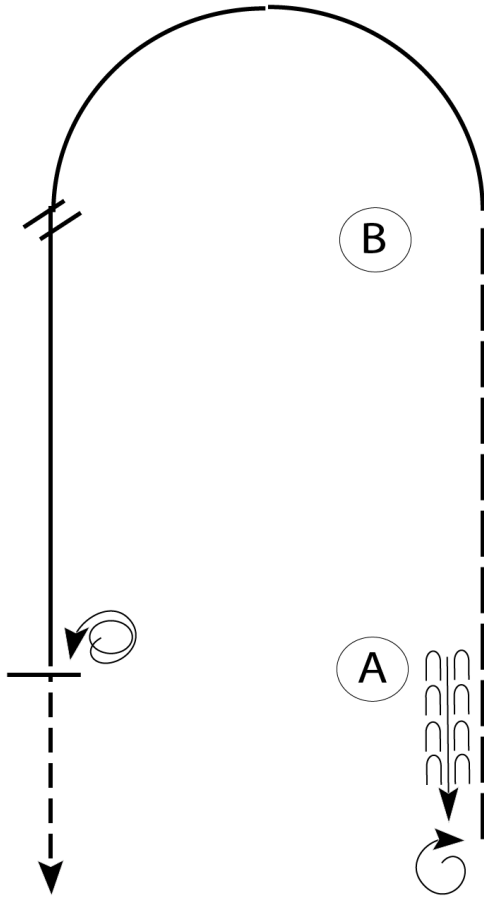
2013 Quarter Horse Congress

Western Horsemanship (NYATT)

Show Date: October 4-27, 2013

w w w . H o r s e S h o w P a t t e r n s . c o m

w w w . H o r s e S h o w P a t t e r n s . c o m



Be ready at A.

1. When acknowledged, back approximately 2 horse lengths.
2. Perform a 360 degree turn to the right.
3. Extend the jog to B.
4. Lope on the right lead in a half circle until even with B.
5. Perform a lead change.
6. Lope on the left lead until even with A.
7. Stop and perform a 720 degree turn to the left.
8. Exit at the jog.

Walk	-----
Jog	- - - - -
Extended Jog	— — — —
Lope	—————
Lead Change	——— ———
Back	←←←←← ←←←←←
Marker	(B)

[C2H_NV]

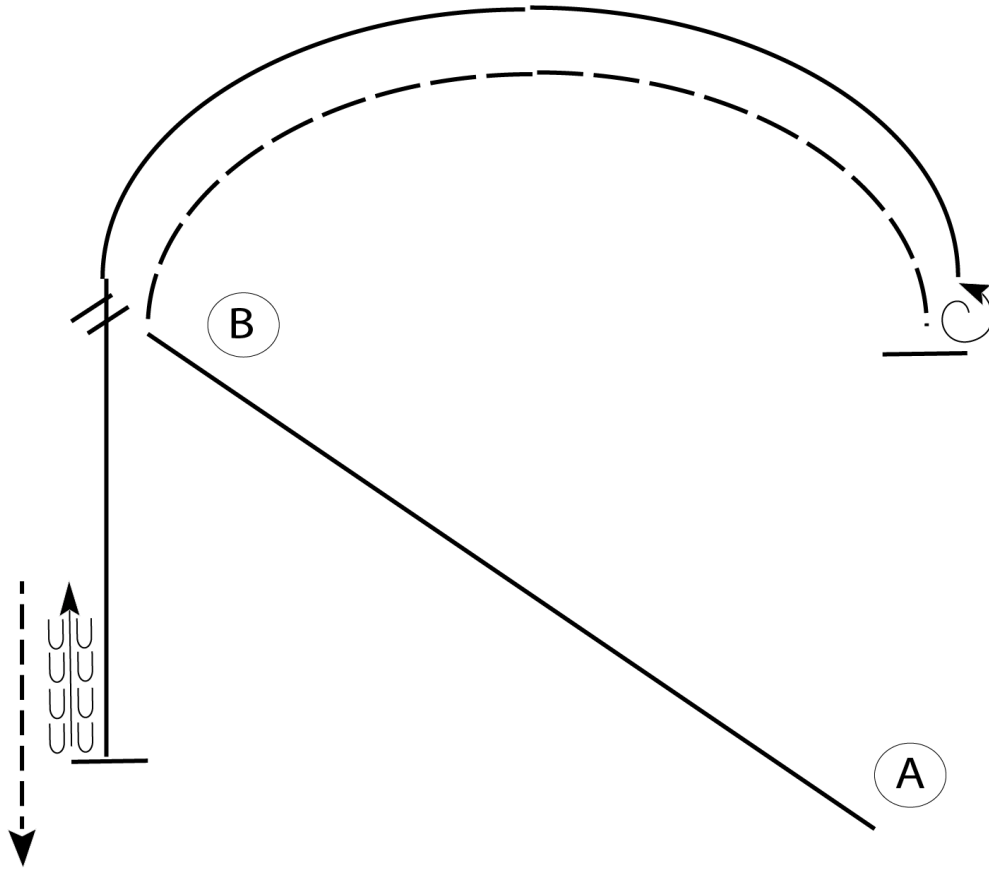
Pattern Provided by:

Quarter Horse Congress

2013 Quarter Horse Congress

Western Horsemanship (Select)

Show Date: October 4-27, 2013



Be ready at A.

1. Begin at A.
2. Lope on the right lead to B.
3. Break to extended trot.
4. Even with marker B, stop and turn 1 1/2 turns to the left.
5. Lope 1/2 circle to B on the right lead.
6. At B, execute a lead change.
7. Continue loping on the left lead until even with A.
8. Stop and back.
Pattern is over, exit at a jog.

Walk	-----
Jog	- - - - -
Extended Jog	- - - - -
Lope	
Lead Change	⌘
Back	←
Marker	ⓑ

[C2H_Y1]

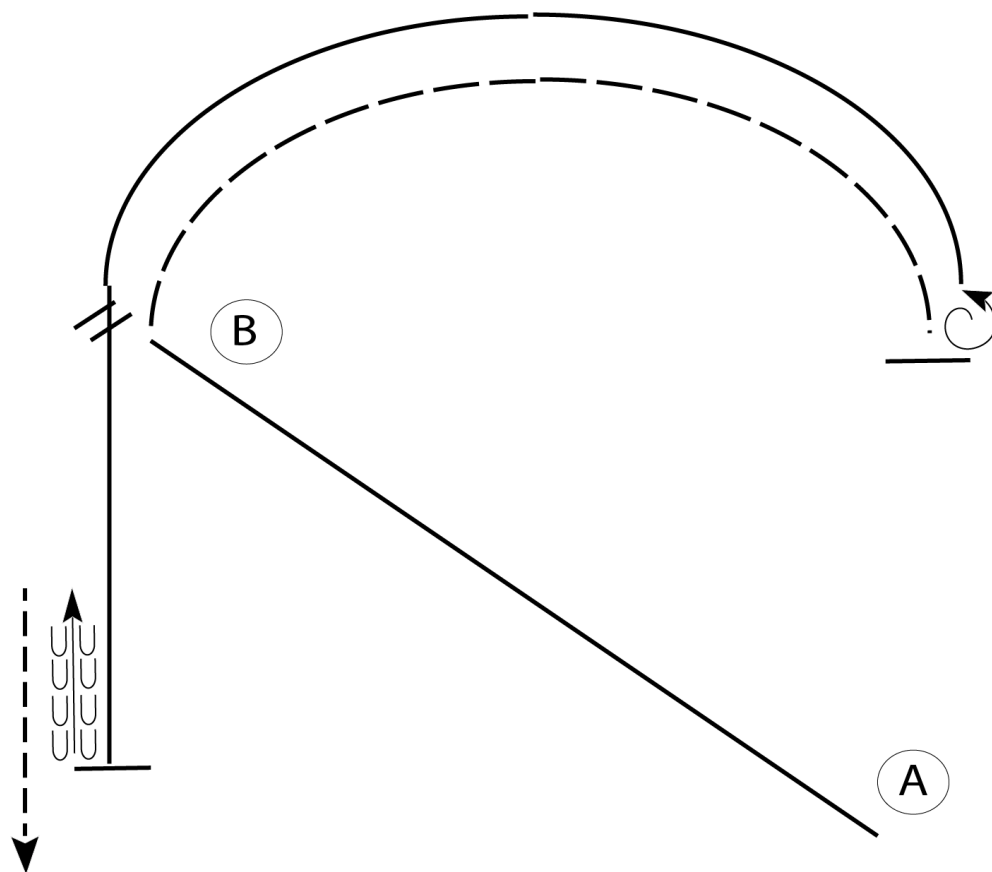
Pattern Provided by:

Quarter Horse Congress

2013 Quarter Horse Congress

Western Horsemanship (Youth 12-14)

Show Date: October 4-27, 2013



Be ready at A.

1. Begin at A.
2. Lope on the right lead to B.
3. Break to extended trot.
4. Even with marker B, stop and turn 1 1/2 turns to the left.
5. Lope 1/2 circle to B on the right lead.
6. At B, execute a lead change.
7. Continue loping on the left lead until even with A.
8. Stop and back.
Pattern is over, exit at a jog.

Walk	-----
Jog	- - - - -
Extended Jog	- - - - -
Lope	
Lead Change	⌘
Back	←
Marker	(B)

[C2H_Y1]

Pattern Provided by:

Quarter Horse Congress

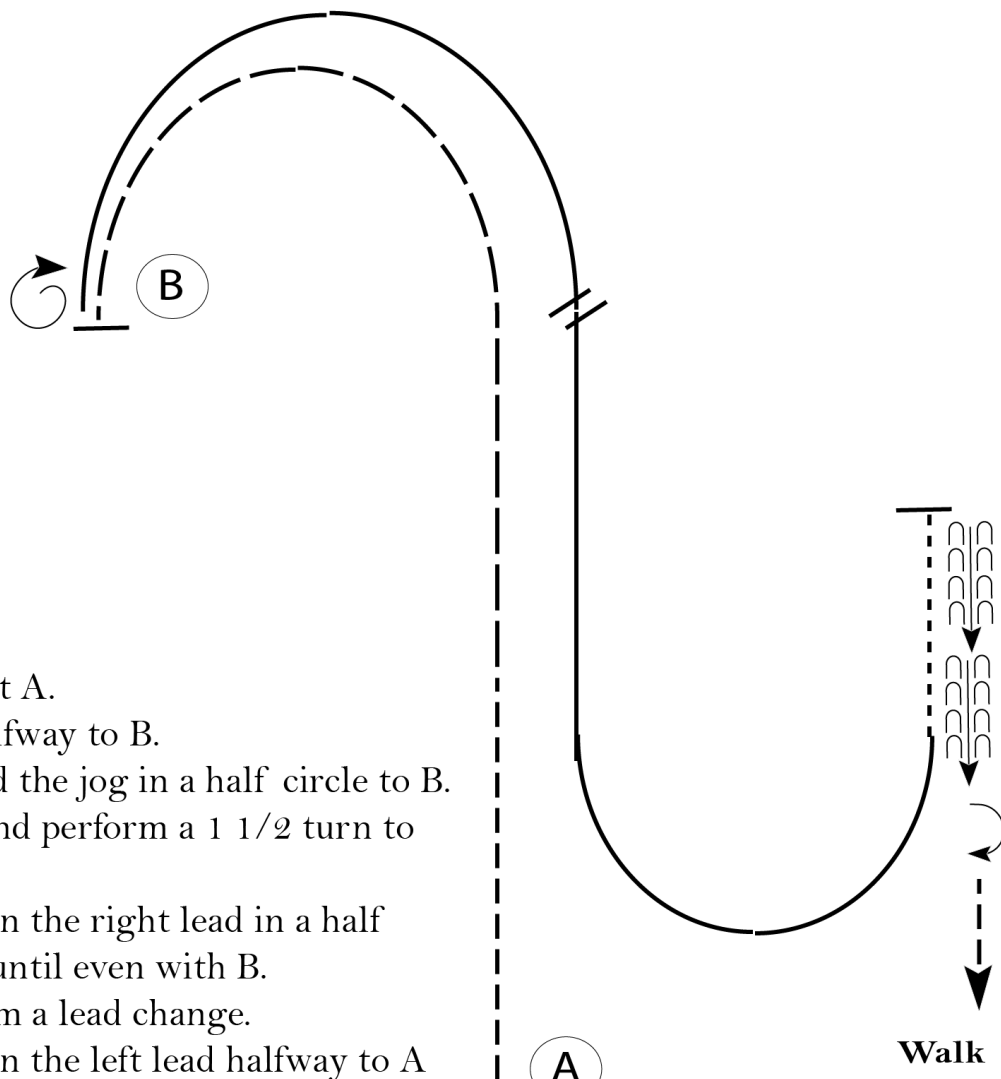
2013 Quarter Horse Congress

Western Horsemanship (Youth 15 - 18)

Show Date: October 4-27, 2013

w w w . H o r s e S h o w P a t t e r n s . c o m

w w w . H o r s e S h o w P a t t e r n s . c o m



1. Start at A.
2. Jog halfway to B.
3. Extend the jog in a half circle to B.
4. Stop and perform a 1 1/2 turn to right.
5. Lope on the right lead in a half circle until even with B.
6. Perform a lead change.
7. Lope on the left lead halfway to A and continue a half circle.
8. Walk approximately 2 horse lengths.
9. Stop and back approximately 2 horse lengths.
10. Pattern is complete. Perform a 180 degree turn and exit arena.

Walk	-----
Jog	- - - - -
Extended Jog	— — — — —
Lope	
Lead Change	⋈
Back	← ← ← ← ←
Marker	Ⓟ

[C2H_A]

Pattern Provided by:
Quarter Horse Congress

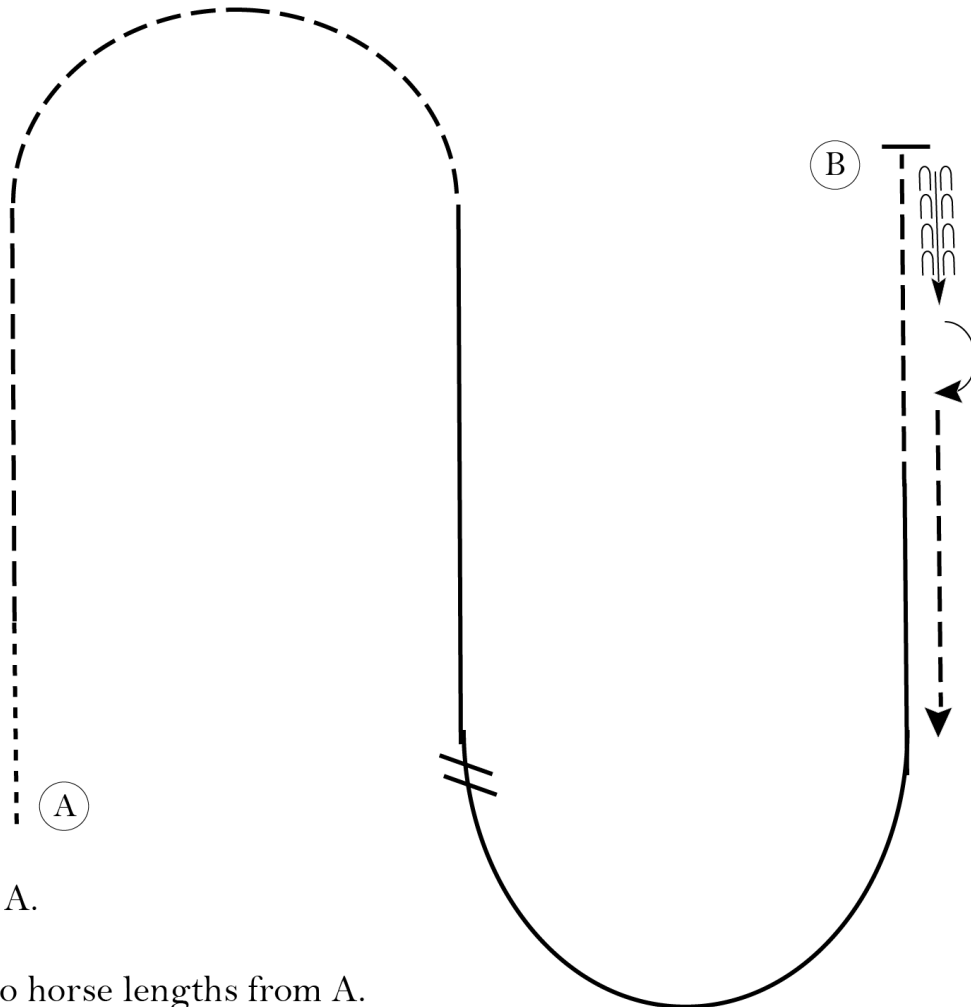
2013 Quarter Horse Congress

Hunt Seat Equitation (11 and Under)

Show Date: October 4-27, 2013

w w w . H o r s e S h o w P a t t e r n s . c o m

w w w . H o r s e S h o w P a t t e r n s . c o m



Be ready at A.

1. Walk two horse lengths from A.
2. Trot on the right diagonal until even with B.
3. Change diagonals and trot a half circle.
4. Canter on the right lead until even with A.
5. Change leads and canter a half circle.
6. Sitting trot to B.
7. Stop when even with B and back approximately one horse length.

Pattern is completed. Turn and exit at a trot.

Walk	-----
Trot	- - - - -
Extended Trot	- - - - -
Canter	—————
Leg Yield	
Lead Change	///
Back	←←←
Marker	(B)
Sidepass	←→
Hand Gallop	— / — / — /

[C2HSE_1AU]

Pattern Provided by:

Quarter Horse Congress

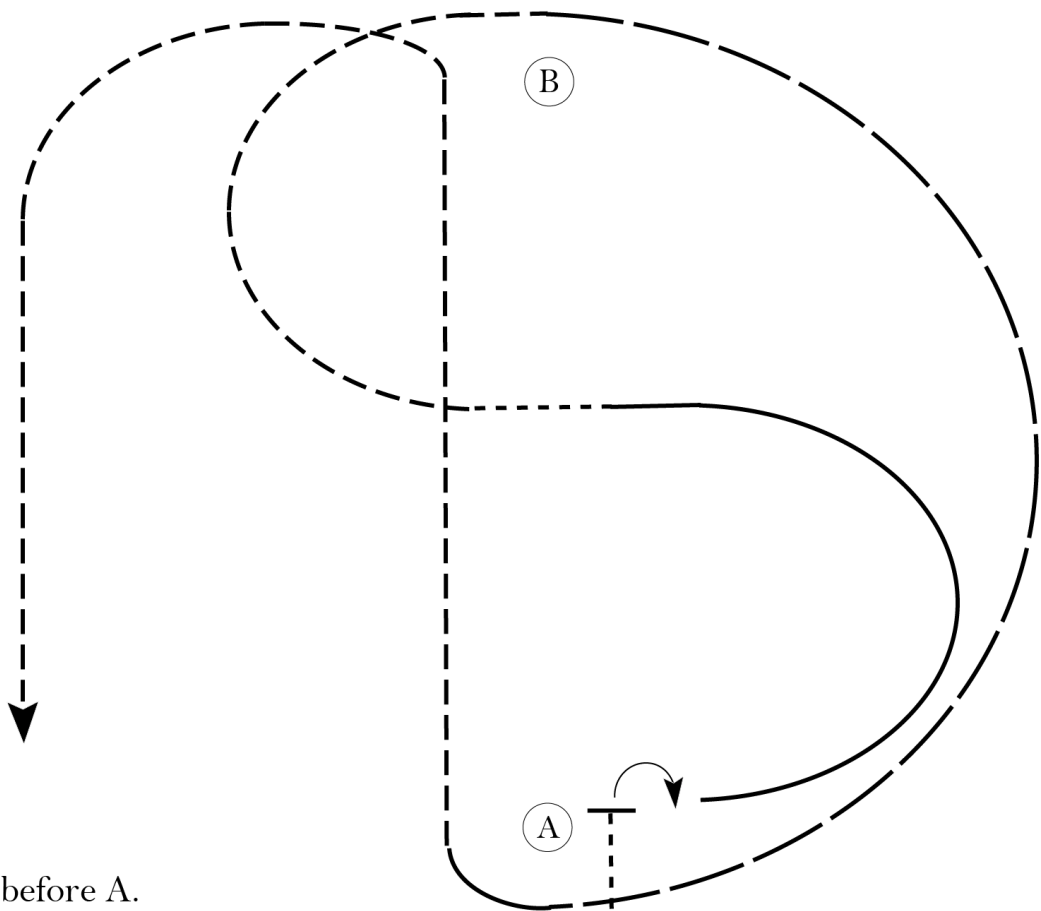
2013 Quarter Horse Congress

Hunt Seat Equitation (Amateur)

Show Date: October 4-27, 2013

w w w . H o r s e S h o w P a t t e r n s . c o m

w w w . H o r s e S h o w P a t t e r n s . c o m



Be ready before A.

1. Walk to A.
2. Perform a 90 degree forehand turn to the right.
3. Canter on the left lead in a half circle to center of pattern.
4. Walk 2-3 horse lengths.
5. Sitting trot in a half circle to B.
6. Hand gallop on the right lead to and around A.
7. Trot on the left diagonal to B.

Pattern is complete once you pass B.
Continue to trot to exit.

Walk	-----
Trot	- - - - -
Extended Trot	— — — — —
Canter	—————
Leg Yield	
Lead Change	↙ ↘
Back	← ← ← ← ←
Marker	⊙
Sidepass	← — — — — →
Hand Gallop	— — — — —

[C2HSE_Y1]

Pattern Provided by:
Quarter Horse Congress

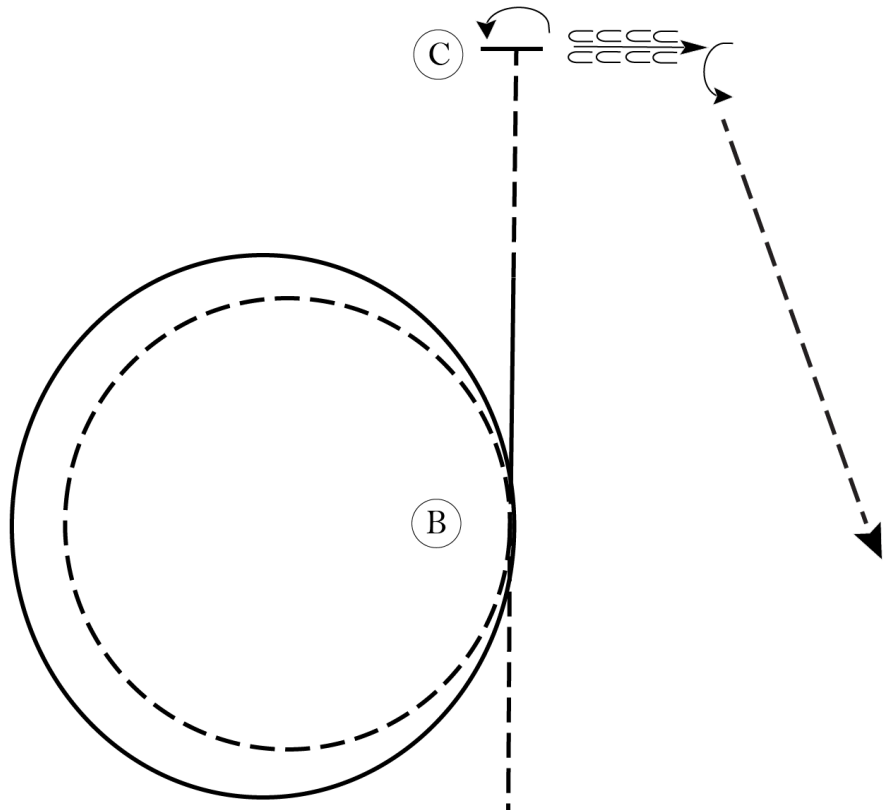
2013 Quarter Horse Congress

Hunt Seat Equitation (Novice Amateur)

Show Date: October 4-27, 2013

w w w . H o r s e S h o w P a t t e r n s . c o m

w w w . H o r s e S h o w P a t t e r n s . c o m



Be ready before A.

1. Walk to A.
 2. Posting trot on the left diagonal to B.
 3. Change diagonals at B and trot a circle to the left.
 4. Canter a circle to the left on the left lead.
 5. Continue on the left lead until half way to C.
 6. Sitting trot to C.
 7. Stop at C; perform a 90 degree turn to the left on the forehand.
 8. Back approximately one horse length and perform a 90 degree turn to the left on the haunches.
- Pattern is complete, exit at a trot.

Walk	-----
Trot	- - - - -
Extended Trot	-----
Canter	—————
Leg Yield	
Lead Change	↘ ↙
Back	← ← ← ← ←
Marker	Ⓚ
Sidepass	← - - - - →
Hand Gallop	—————

[C2HSE_N1U1A]

Pattern Provided by:
Quarter Horse Congress

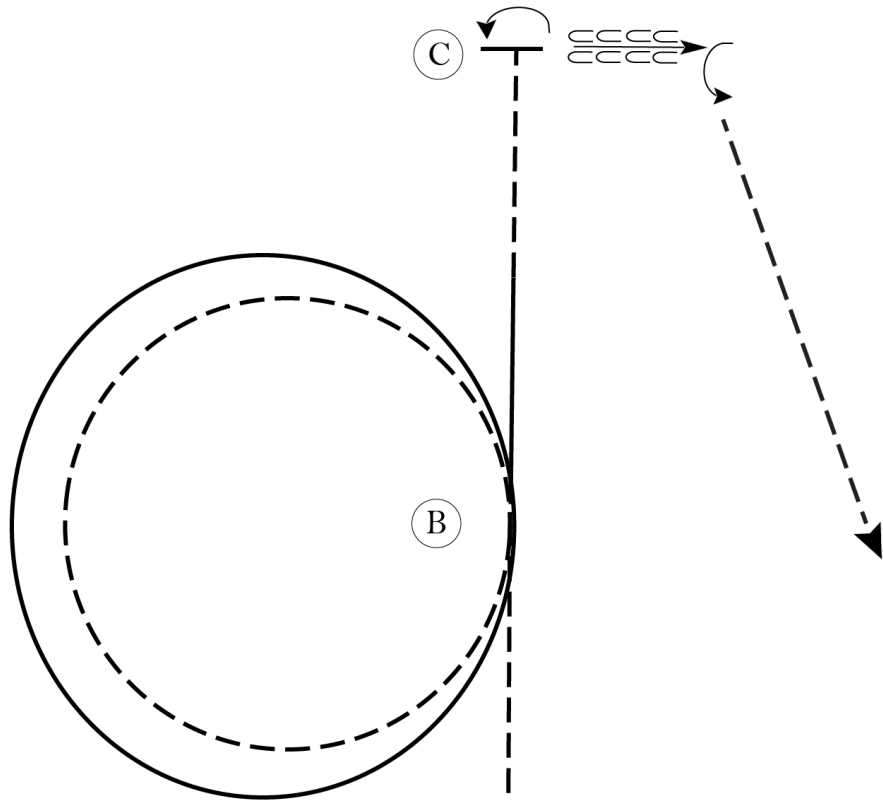
2013 Quarter Horse Congress

Hunt Seat Equitation (Novice Youth 13 and Under)

Show Date: October 4-27, 2013

www.HorseShowPatterns.com

www.HorseShowPatterns.com



Be ready before A.

1. Walk to A.
 2. Posting trot on the left diagonal to B.
 3. Change diagonals at B and trot a circle to the left.
 4. Canter a circle to the left on the left lead.
 5. Continue on the left lead until half way to C.
 6. Sitting trot to C.
 7. Stop at C; perform a 90 degree turn to the left on the forehand.
 8. Back approximately one horse length and perform a 90 degree turn to the left on the haunches.
- Pattern is complete, exit at a trot.

Walk	-----
Trot	- - - - -
Extended Trot	— — — — —
Canter	—————
Leg Yield	
Lead Change	↘ ↙
Back	← ← ← ← ←
Marker	(B)
Sidepass	← — — — — →
Hand Gallop	—————

[C2HSE_N1U1A]

Pattern Provided by:

Quarter Horse Congress

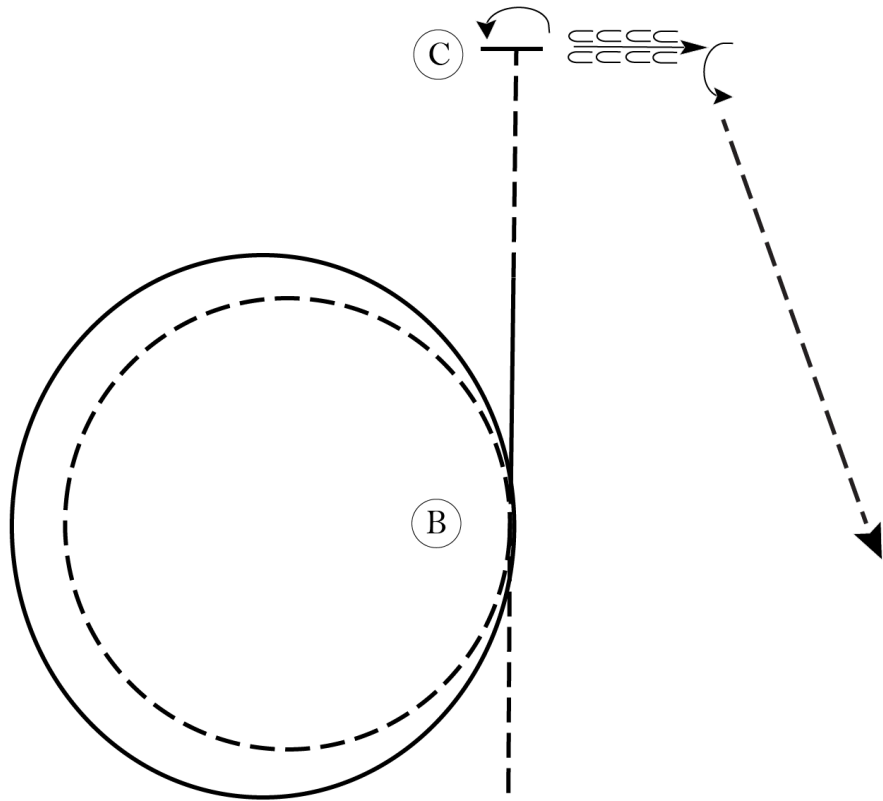
2013 Quarter Horse Congress

Hunt Seat Equitation (Novice Youth 14 - 18)

Show Date: October 4-27, 2013

w w w . H o r s e S h o w P a t t e r n s . c o m

w w w . H o r s e S h o w P a t t e r n s . c o m



Be ready before A.

1. Walk to A.
 2. Posting trot on the left diagonal to B.
 3. Change diagonals at B and trot a circle to the left.
 4. Canter a circle to the left on the left lead.
 5. Continue on the left lead until half way to C.
 6. Sitting trot to C.
 7. Stop at C; perform a 90 degree turn to the left on the forehand.
 8. Back approximately one horse length and perform a 90 degree turn to the left on the haunches.
- Pattern is complete, exit at a trot.

(A)

(C)

(B)

Walk	-----
Trot	- - - - -
Extended Trot	— — — — —
Canter	—————
Leg Yield	
Lead Change	↙ ↘
Back	← ← ← ← ←
Marker	(B)
Sidepass	← — — — — →
Hand Gallop	— — — — —

[C2HSE_N1U1A]

Pattern Provided by:

Quarter Horse Congress

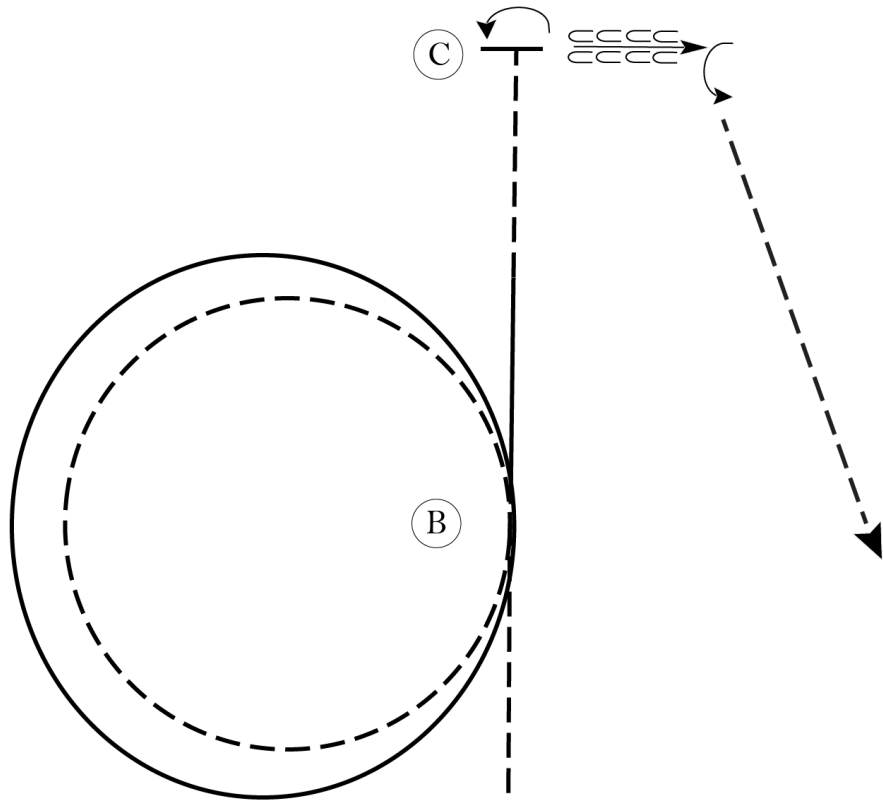
2013 Quarter Horse Congress

Hunt Seat Equitation (Select)

Show Date: October 4-27, 2013

w w w . H o r s e S h o w P a t t e r n s . c o m

w w w . H o r s e S h o w P a t t e r n s . c o m



Be ready before A.

1. Walk to A.
 2. Posting trot on the left diagonal to B.
 3. Change diagonals at B and trot a circle to the left.
 4. Canter a circle to the left on the left lead.
 5. Continue on the left lead until half way to C.
 6. Sitting trot to C.
 7. Stop at C; perform a 90 degree turn to the left on the forehand.
 8. Back approximately one horse length and perform a 90 degree turn to the left on the haunches.
- Pattern is complete, exit at a trot.

Walk	-----
Trot	- - - - -
Extended Trot	— — — — —
Canter	—————
Leg Yield	
Lead Change	— / — / — / — / — /
Back	← ← ← ← ←
Marker	(B)
Sidepass	← — — — — →
Hand Gallop	—————

[C2HSE_N1U1A]

Pattern Provided by:

Quarter Horse Congress

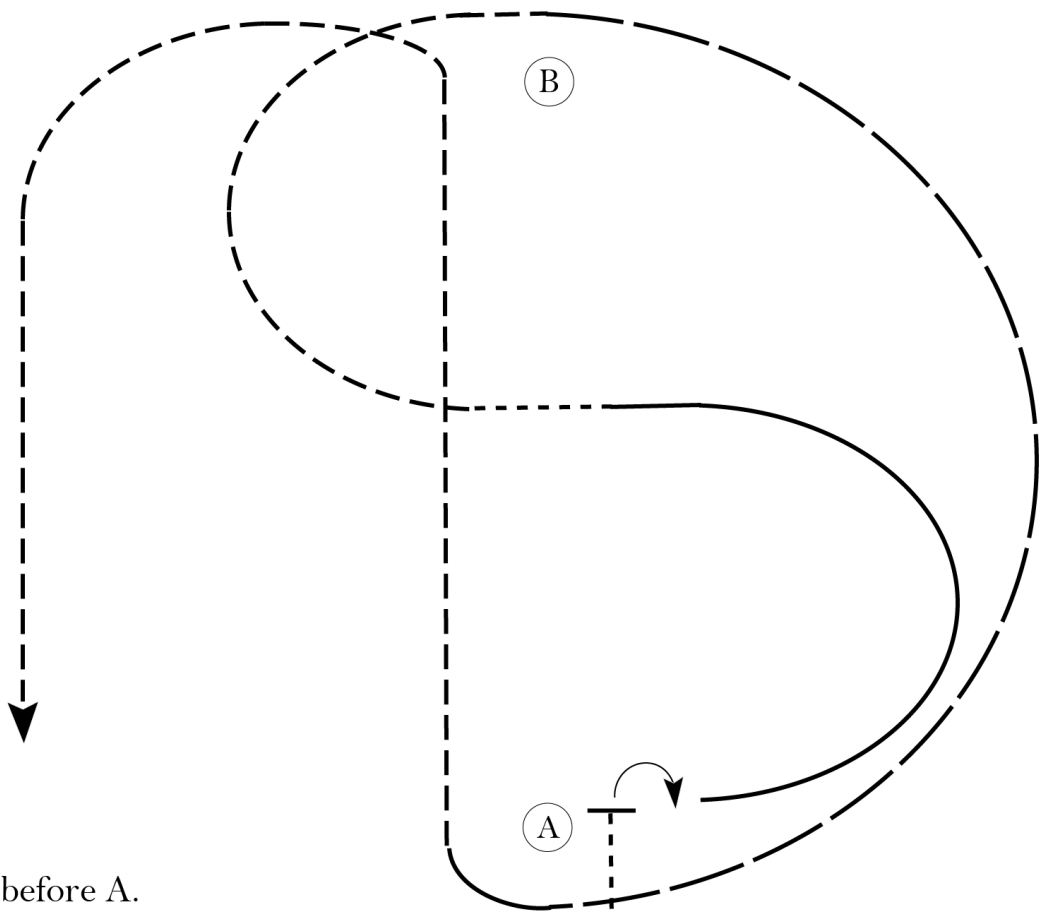
2013 Quarter Horse Congress

Hunt Seat Equitation (Youth 12-14)

Show Date: October 4-27, 2013

w w w . H o r s e S h o w P a t t e r n s . c o m

w w w . H o r s e S h o w P a t t e r n s . c o m



Be ready before A.

1. Walk to A.
2. Perform a 90 degree forehand turn to the right.
3. Canter on the left lead in a half circle to center of pattern.
4. Walk 2-3 horse lengths.
5. Sitting trot in a half circle to B.
6. Hand gallop on the right lead to and around A.
7. Trot on the left diagonal to B.

Pattern is complete once you pass B.
Continue to trot to exit.

Walk	-----
Trot	- - - - -
Extended Trot	-----
Canter	—————
Leg Yield	
Lead Change	↙ ↘
Back	← ← ← ← ←
Marker	⊙
Sidepass	← — — — →
Hand Gallop	-----

[C2HSE_Y1]

Pattern Provided by:
Quarter Horse Congress

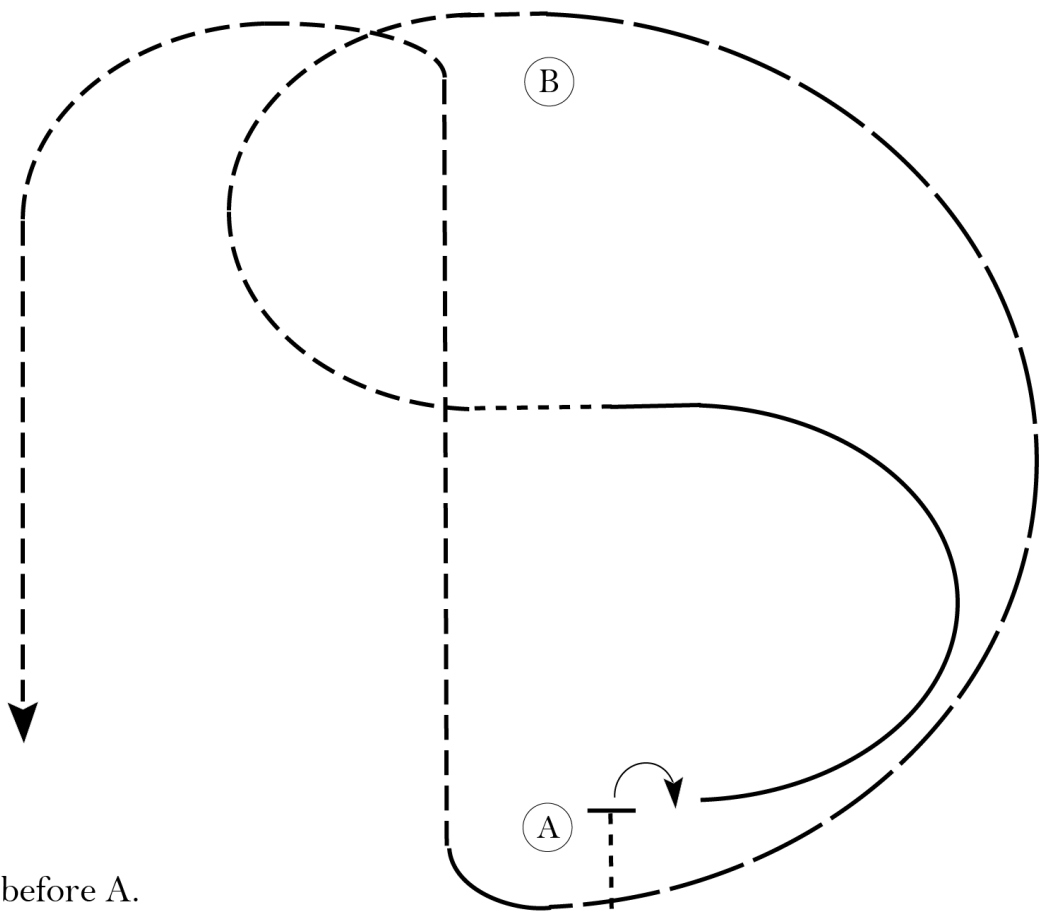
2013 Quarter Horse Congress

Hunt Seat Equitation (Youth 15 - 18)

Show Date: October 4-27, 2013

w w w . H o r s e S h o w P a t t e r n s . c o m

w w w . H o r s e S h o w P a t t e r n s . c o m



Be ready before A.

1. Walk to A.
2. Perform a 90 degree forehand turn to the right.
3. Canter on the left lead in a half circle to center of pattern.
4. Walk 2-3 horse lengths.
5. Sitting trot in a half circle to B.
6. Hand gallop on the right lead to and around A.
7. Trot on the left diagonal to B.

Pattern is complete once you pass B.
Continue to trot to exit.

Walk	-----
Trot	- - - - -
Extended Trot	— — — — —
Canter	—————
Leg Yield	
Lead Change	↙ ↘
Back	← ← ← ← ←
Marker	⊙
Sidepass	← — — — — →
Hand Gallop	— — — — —

[C2HSE_Y1]

Pattern Provided by:

Quarter Horse Congress

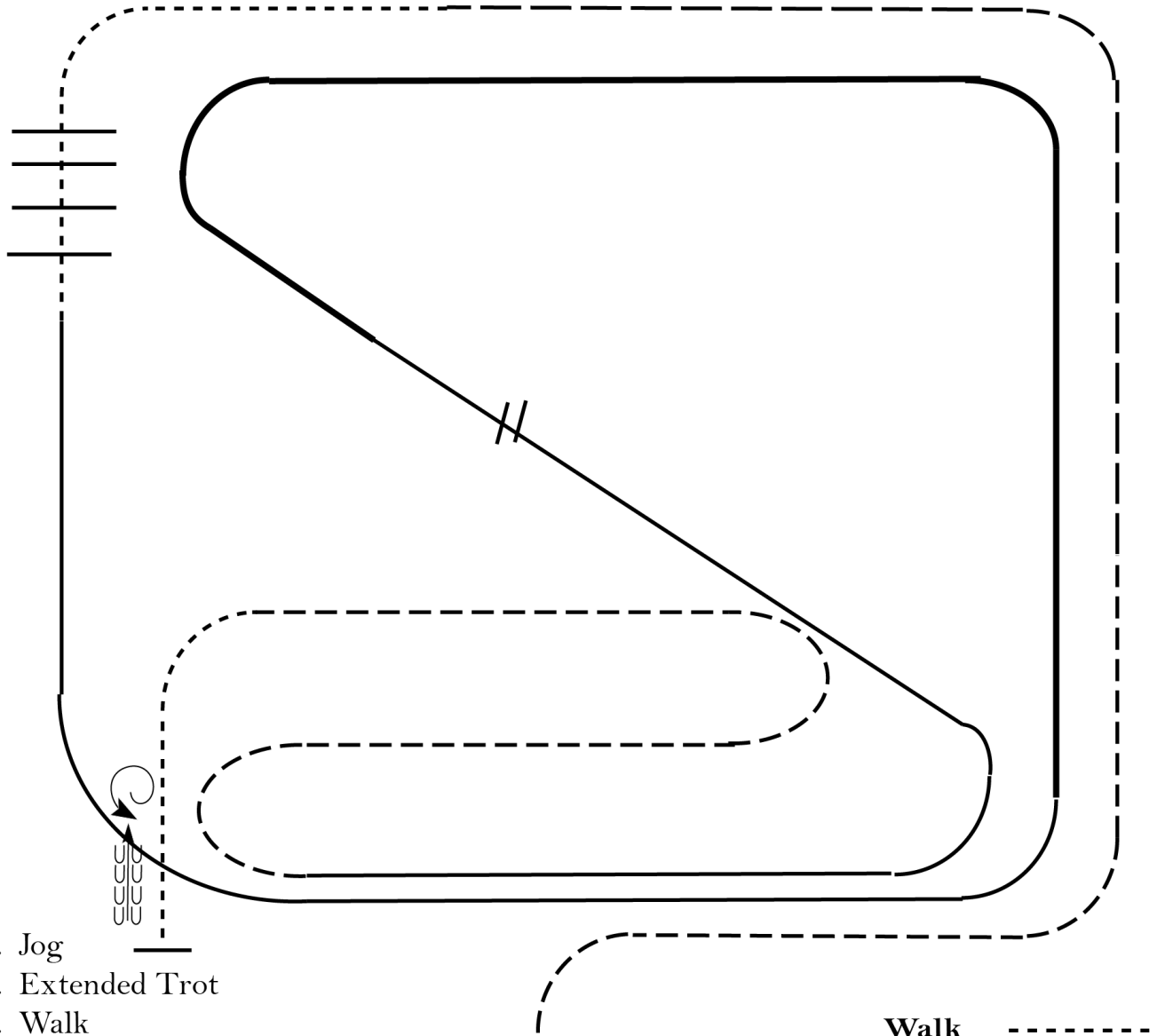
2013 Quarter Horse Congress

Ranch Pleasure (All Classes)

Show Date: October 4-27, 2013

www.HorseShowPatterns.com

www.HorseShowPatterns.com



1. Jog
2. Extended Trot
3. Walk
4. Walk over logs
5. Lope left lead
6. Extended lope
7. Change leads
8. Lope right lead
9. Jog
10. Walk
11. Stop/back. 360 left.

- | | |
|--------------|-------|
| Walk | ----- |
| Jog | ----- |
| Extended Jog | ----- |
| Lope | ----- |
| Lead Change | // |
| Back | ← |
| Marker | (B) |

[C2RP_1]

Pattern Provided by:

Quarter Horse Congress

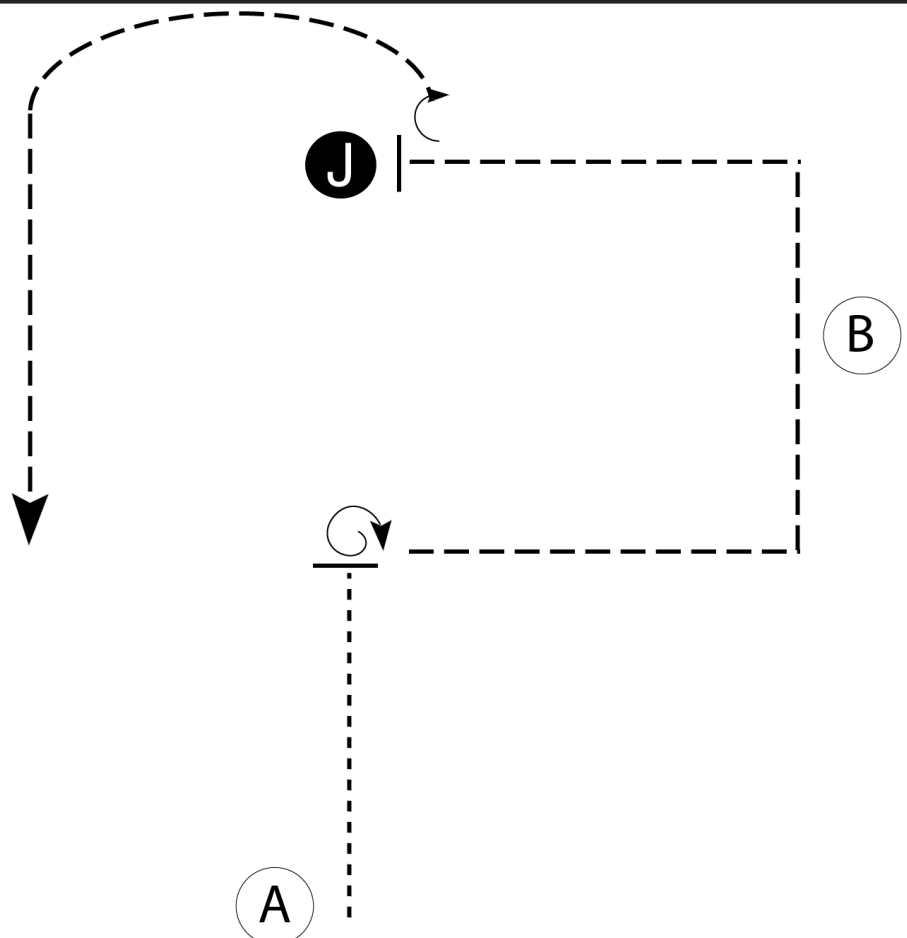
2013 Quarter Horse Congress

Showmanship (11 and Under)

Show Date: October 4-27, 2013

www.HorseShowPatterns.com

www.HorseShowPatterns.com



Be ready at A.

1. When acknowledged, walk halfway to judge.
2. Stop and perform a 450 degree turn.
3. Trot with square corners to judge.
4. Stop and set up for inspection.
5. When dismissed, perform a 90 degree turn.
Pattern is complete, trot away to exit.

Walk	-----
Trot	- - - - -
Back	←
Marker	
Judge	

[C2S_1AU]

Pattern Provided by:

Quarter Horse Congress

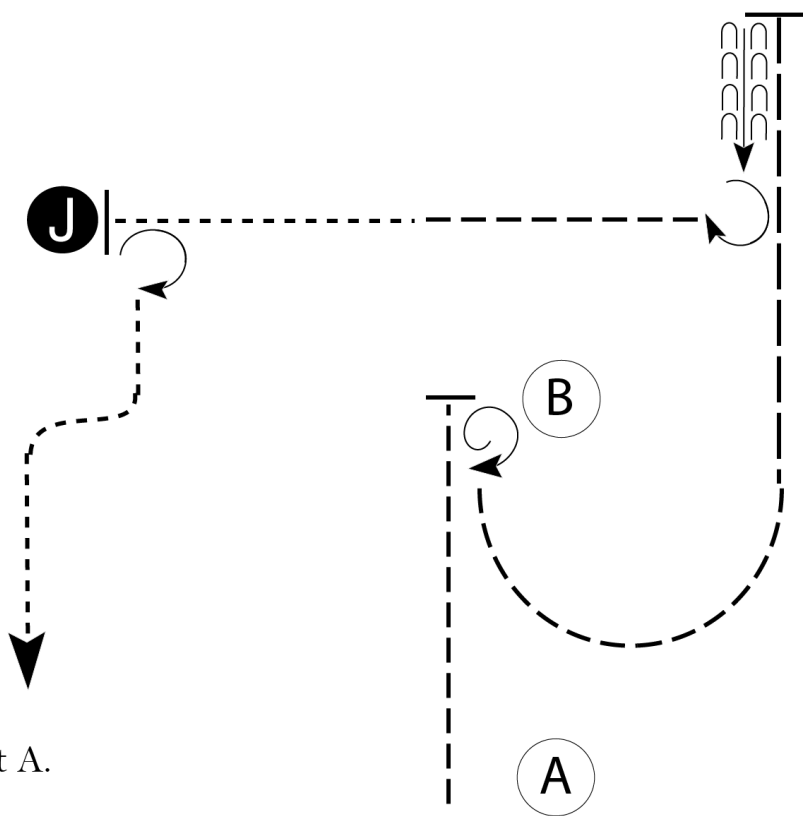
2013 Quarter Horse Congress

Showmanship (Amateur)

Show Date: October 4-27, 2013

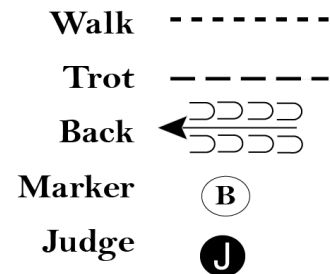
w w w . H o r s e S h o w P a t t e r n s . c o m

w w w . H o r s e S h o w P a t t e r n s . c o m



Be ready at A.

1. Trot to B.
2. Stop and perform a 540 degree turn.
3. Trot a half circle, then extended trot straight until past Judge.
4. Back until your horse's hip is even with Judge.
5. Perform a 270 degree turn.
6. Trot halfway to Judge then walk to Judge. Stop and set up for inspection.
7. When dismissed, turn 270 degrees and walk away.



[C2S_A]

Pattern Provided by:

Quarter Horse Congress

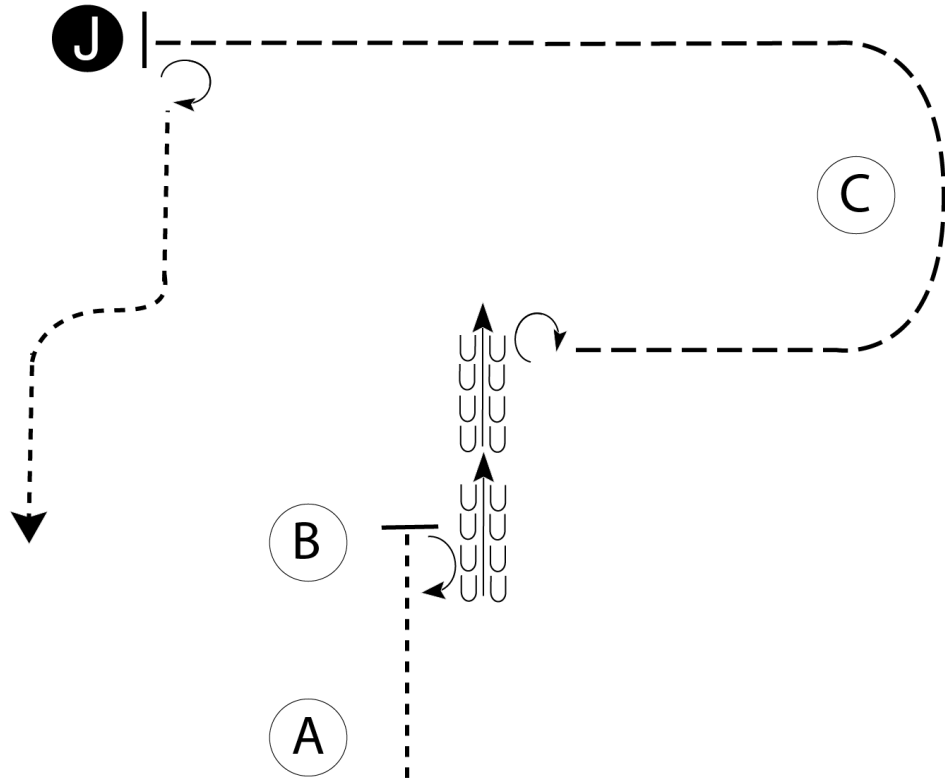
2013 Quarter Horse Congress

Showmanship (Novice Amateur)

Show Date: October 4-27, 2013

w w w . H o r s e S h o w P a t t e r n s . c o m

w w w . H o r s e S h o w P a t t e r n s . c o m



Be ready at A.

1. Walk to B.
2. Perform a 180 degree turn.
3. Back past B.
4. Perform a 270 degree turn.
5. Trot around C and to judge.
6. Stop and set up for inspection.
7. When dismissed, perform a 270 degree turn.
Pattern is complete. Walk to exit.

Walk	-----
Trot	-----
Back	←
Marker	(B)
Judge	(J)

[C2S_N11A]

Pattern Provided by:

Quarter Horse Congress

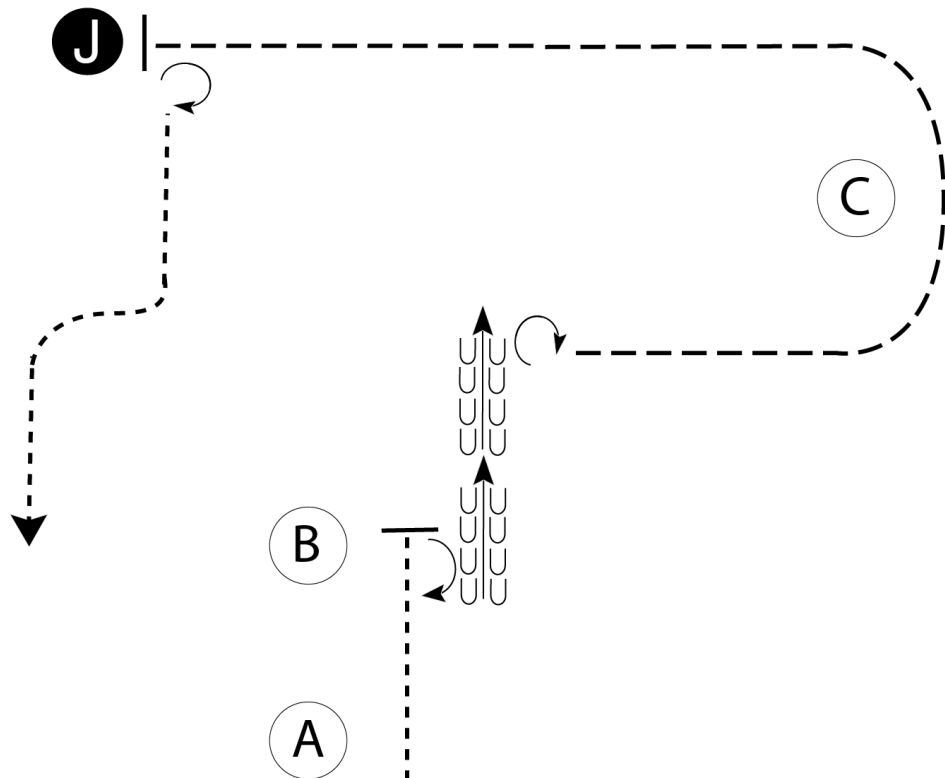
2013 Quarter Horse Congress

Showmanship (Novice Youth 13 and Under)

Show Date: October 4-27, 2013

w w w . H o r s e S h o w P a t t e r n s . c o m

w w w . H o r s e S h o w P a t t e r n s . c o m



Be ready at A.

1. Walk to B.
2. Perform a 180 degree turn.
3. Back past B.
4. Perform a 270 degree turn.
5. Trot around C and to judge.
6. Stop and set up for inspection.
7. When dismissed, perform a 270 degree turn.
Pattern is complete. Walk to exit.

Walk	-----
Trot	- - - - -
Back	← ⊃ ⊃ ⊃ ⊃
Marker	⊙ B
Judge	● J

[C2S_N11A]

Pattern Provided by:

Quarter Horse Congress

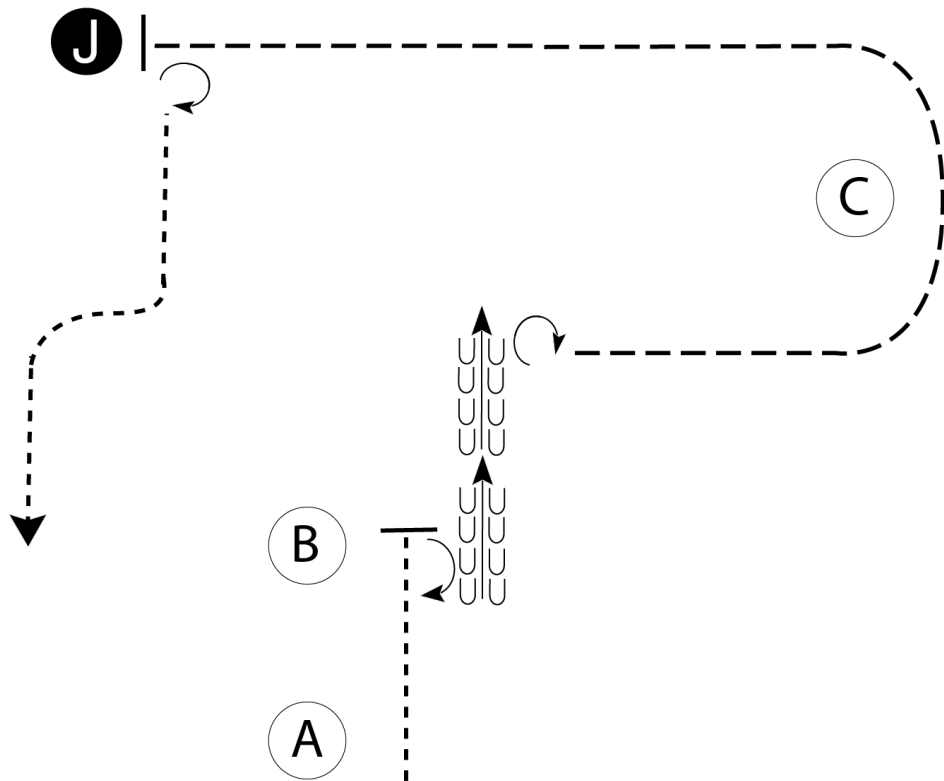
2013 Quarter Horse Congress

Showmanship (Novice Youth 14-18)

Show Date: October 4-27, 2013

w w w . H o r s e S h o w P a t t e r n s . c o m

w w w . H o r s e S h o w P a t t e r n s . c o m



Be ready at A.

1. Walk to B.
2. Perform a 180 degree turn.
3. Back past B.
4. Perform a 270 degree turn.
5. Trot around C and to judge.
6. Stop and set up for inspection.
7. When dismissed, perform a 270 degree turn.
Pattern is complete. Walk to exit.

Walk	-----
Trot	- - - - -
Back	← ← ← ← ←
Marker	⊙ B
Judge	⊙ J

[C2S_N11A]

Pattern Provided by:

Quarter Horse Congress

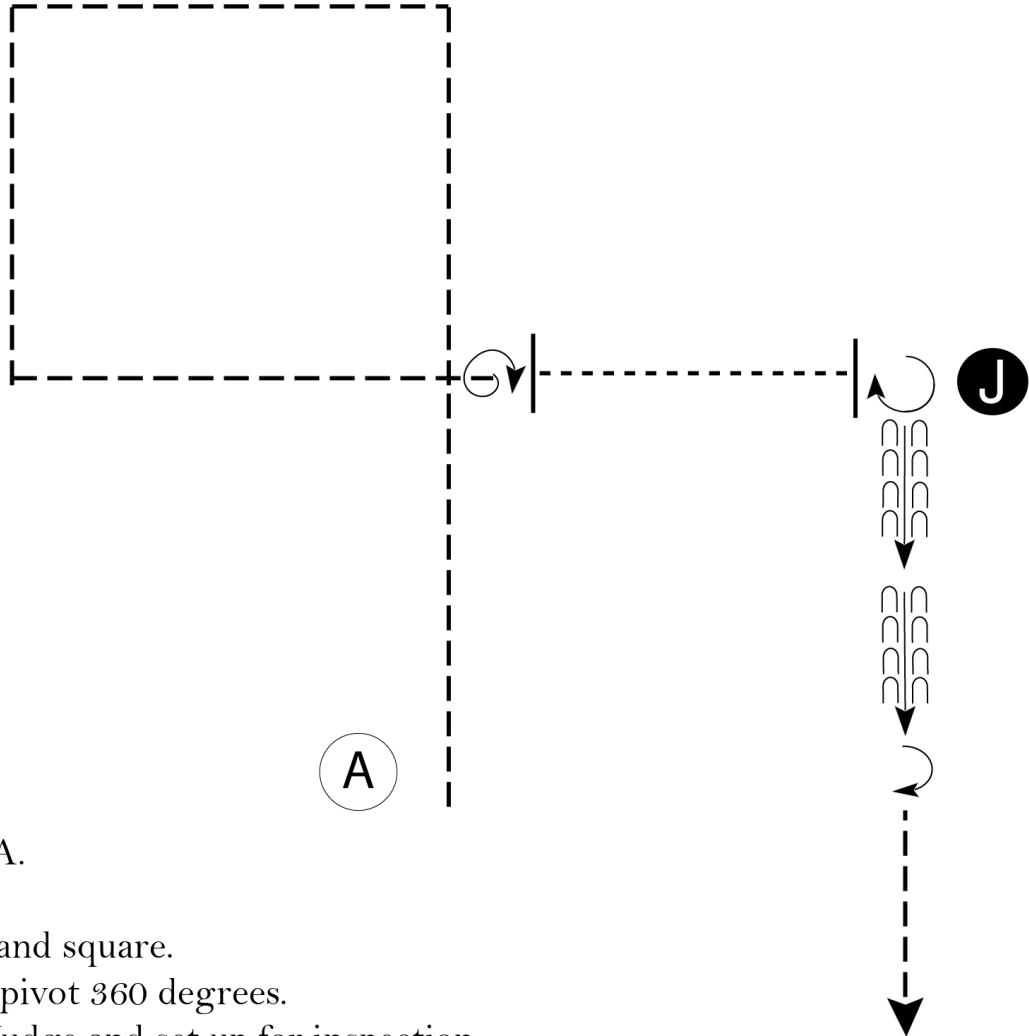
2013 Quarter Horse Congress

Showmanship (NYATT)

Show Date: October 4-27, 2013

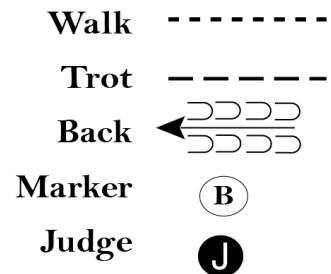
w w w . H o r s e S h o w P a t t e r n s . c o m

w w w . H o r s e S h o w P a t t e r n s . c o m



Be ready at A.

1. Trot line and square.
2. Stop and pivot 360 degrees.
3. Walk to Judge and set up for inspection.
4. When dismissed, pivot 270 degrees, back beyond the Judge, pivot 180 degrees and trot away.



[C2S_N]

Pattern Provided by:

Quarter Horse Congress

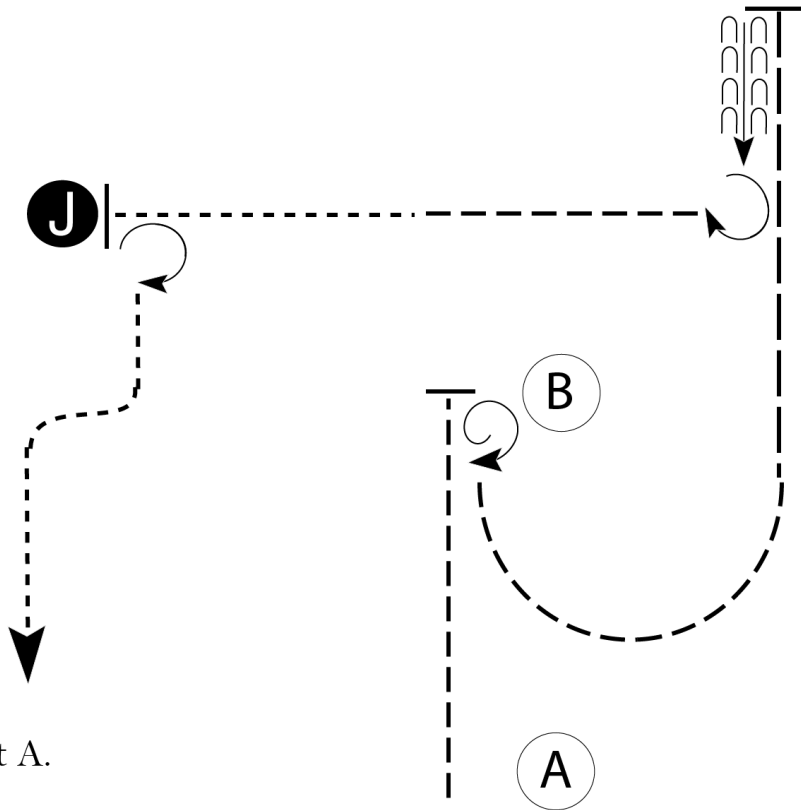
2013 Quarter Horse Congress

Showmanship (Select)

Show Date: October 4-27, 2013

w w w . H o r s e S h o w P a t t e r n s . c o m

w w w . H o r s e S h o w P a t t e r n s . c o m



Be ready at A.

1. Trot to B.
2. Stop and perform a 540 degree turn.
3. Trot a half circle, then extended trot straight until past Judge.
4. Back until your horse's hip is even with Judge.
5. Perform a 270 degree turn.
6. Trot halfway to Judge then walk to Judge. Stop and set up for inspection.
7. When dismissed, turn 270 degrees and walk away.

Walk	-----
Trot	- - - - -
Back	← ⊃ ⊃ ⊃ ⊃
Marker	(B)
Judge	(J)

[C2S_A]

Pattern Provided by:

Quarter Horse Congress

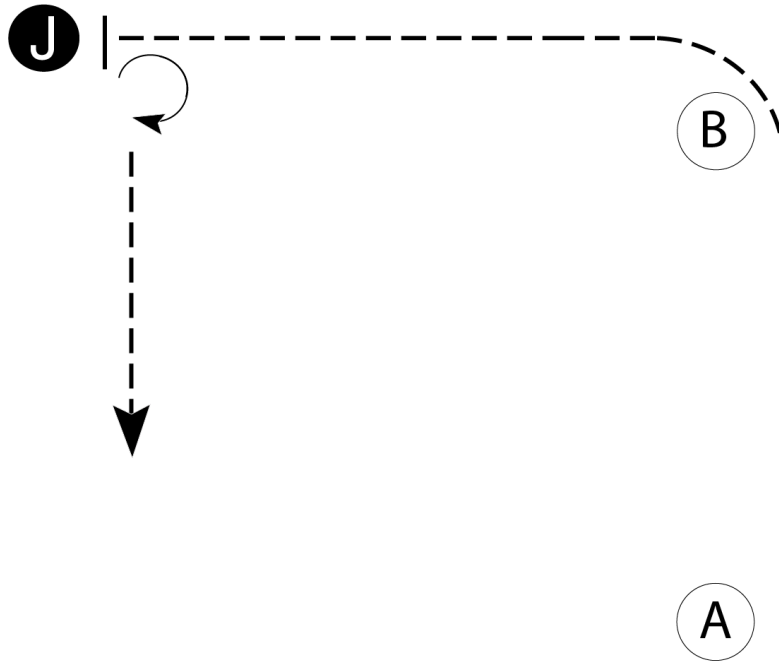
2013 Quarter Horse Congress

Showmanship (Small Fry)

Show Date: October 4-27, 2013

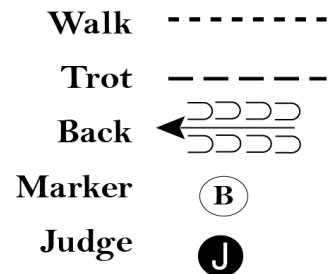
w w w . H o r s e S h o w P a t t e r n s . c o m

w w w . H o r s e S h o w P a t t e r n s . c o m



Be ready at A.

1. Trot to and around B.
2. Break to a walk and walk to the Judge.
3. Stop and set up for inspection.
4. When excused, pivot 3/4 turn and trot past A to exit.



[C2S_SF]

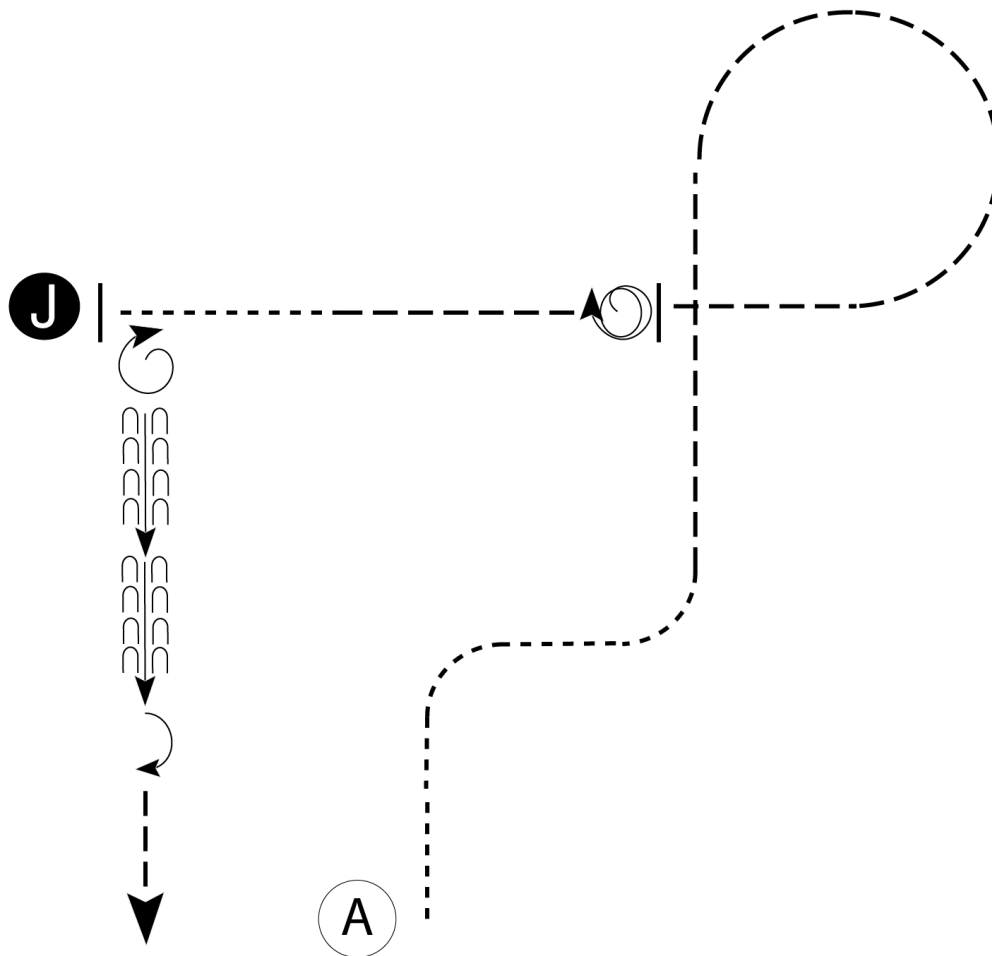
Pattern Provided by:

Quarter Horse Congress

2013 Quarter Horse Congress

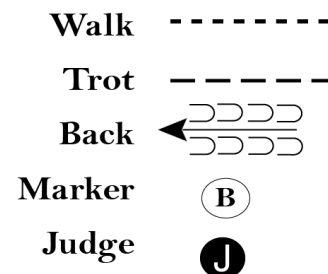
Showmanship (Youth 12-14)

Show Date: October 4-27, 2013



Be ready at A.

1. When acknowledged, walk from A as shown.
2. Trot down the arena and continue trotting a circle to the right.
3. After crossing your original path, execute two 360 degree turns.
4. Trot 1/2 way to Judge.
5. Walk to Judge and set up for inspection.
6. After inspection, execute 1 1/4 turn to the right.
7. Back three horse lengths.
8. Turn 180 degrees to the right and trot out of arena.



[C2S_Y11]

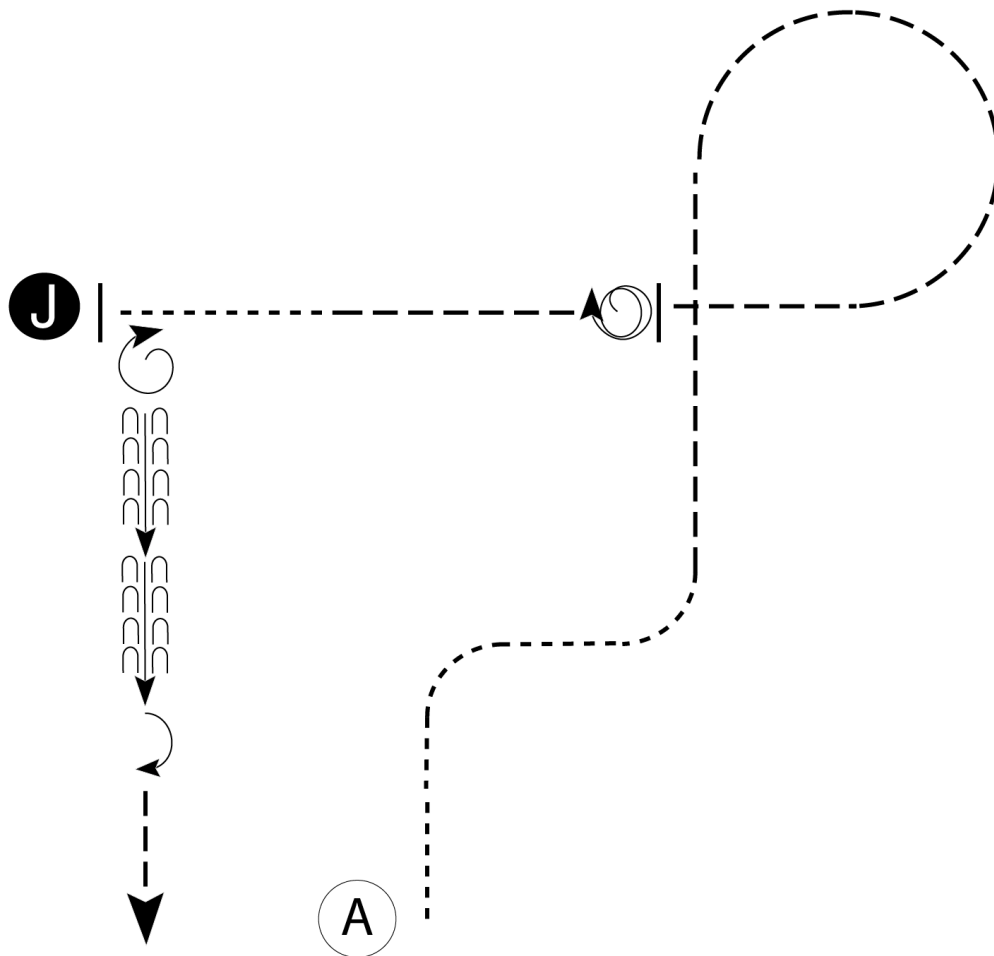
Pattern Provided by:

Quarter Horse Congress

2013 Quarter Horse Congress

Showmanship (Youth 15-18)

Show Date: October 4-27, 2013



Be ready at A.

1. When acknowledged, walk from A as shown.
2. Trot down the arena and continue trotting a circle to the right.
3. After crossing your original path, execute two 360 degree turns.
4. Trot 1/2 way to Judge.
5. Walk to Judge and set up for inspection.
6. After inspection, execute 1 1/4 turn to the right.
7. Back three horse lengths.
8. Turn 180 degrees to the right and trot out of arena.

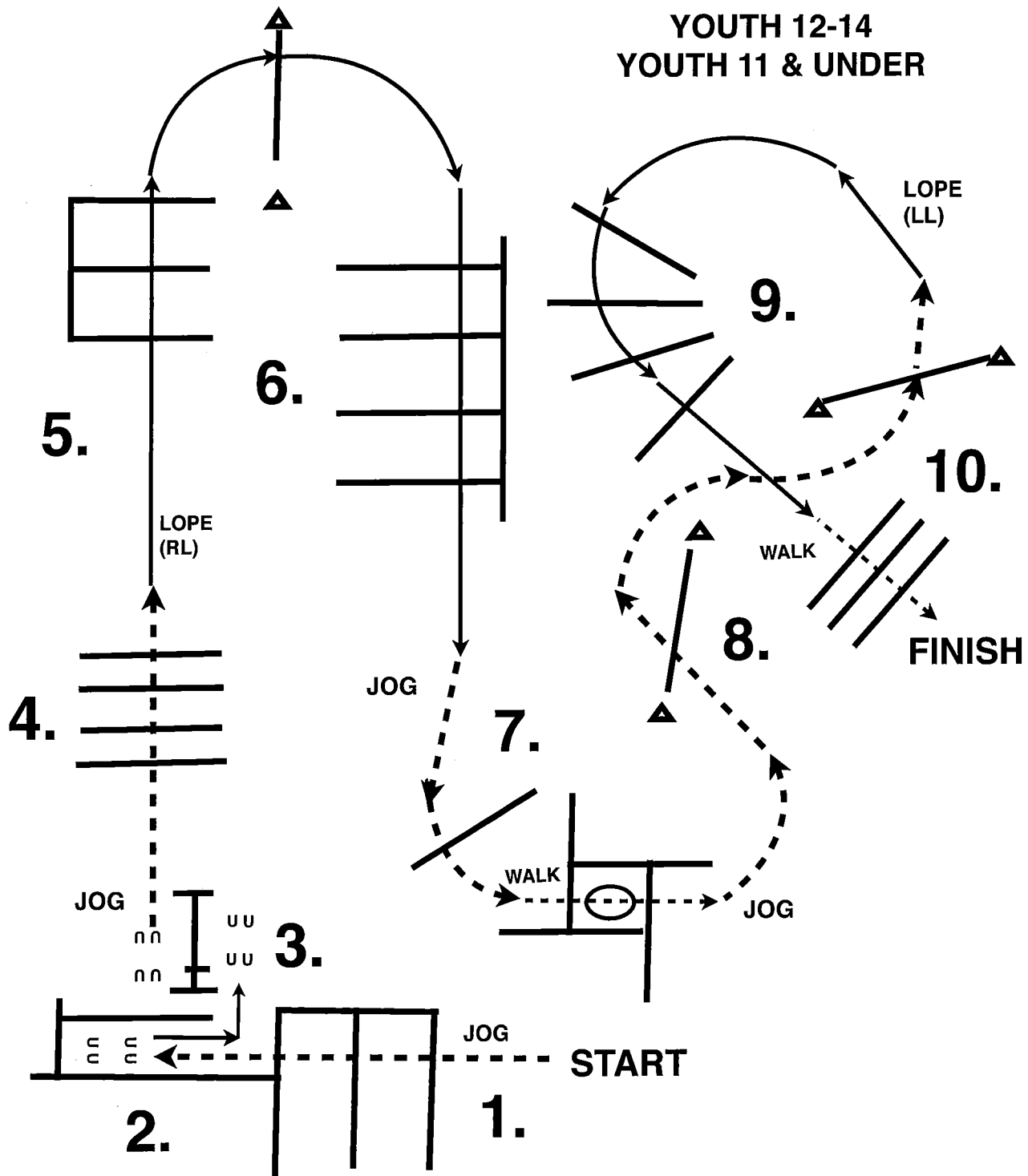
Walk	-----
Trot	-----
Back	← ↔↔↔ ↔↔↔
Marker	⊙
Judge	⊙

[C2S_Y11]

Pattern Provided by:

Quarter Horse Congress

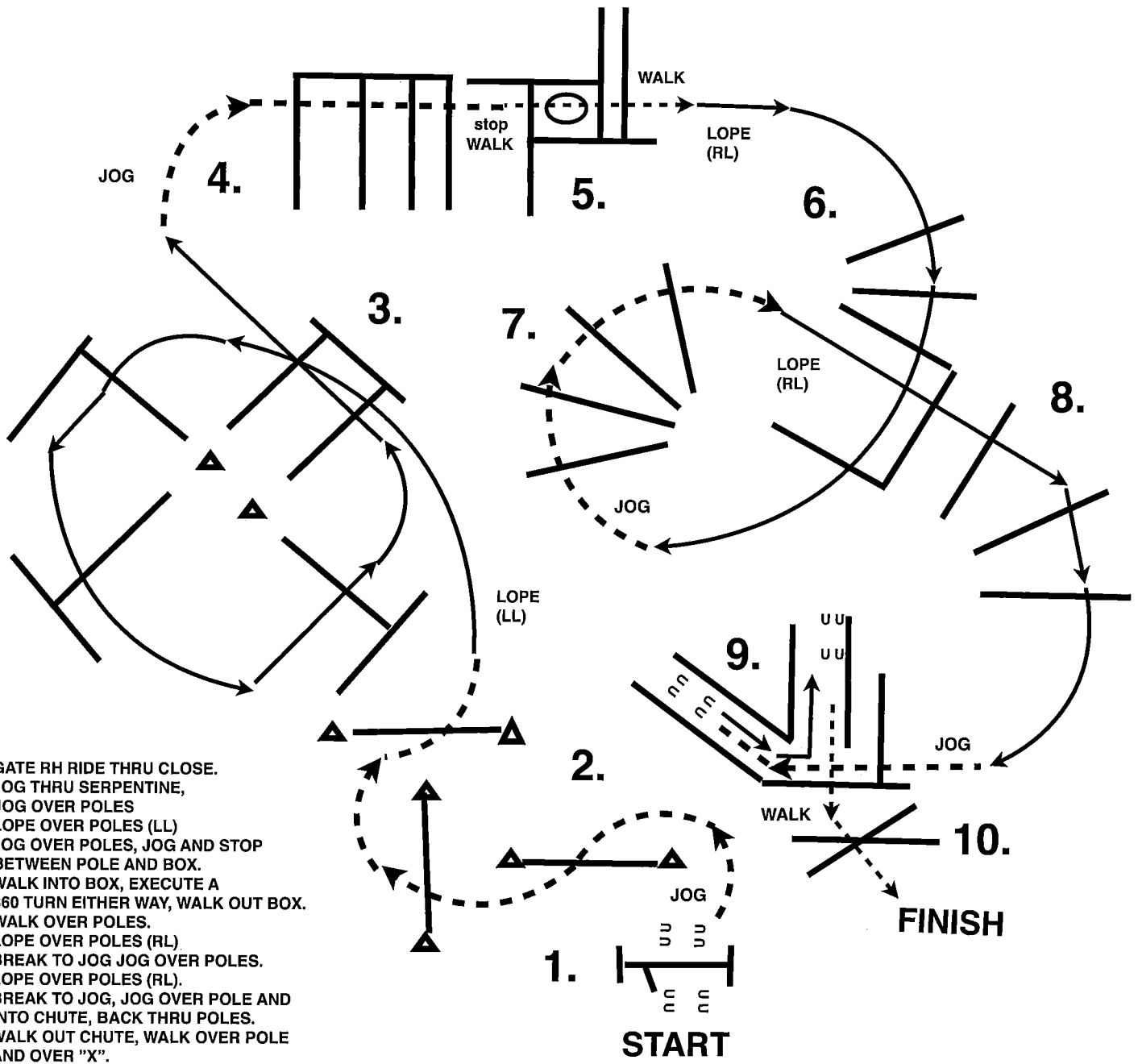
**YOUTH 12-14
YOUTH 11 & UNDER**



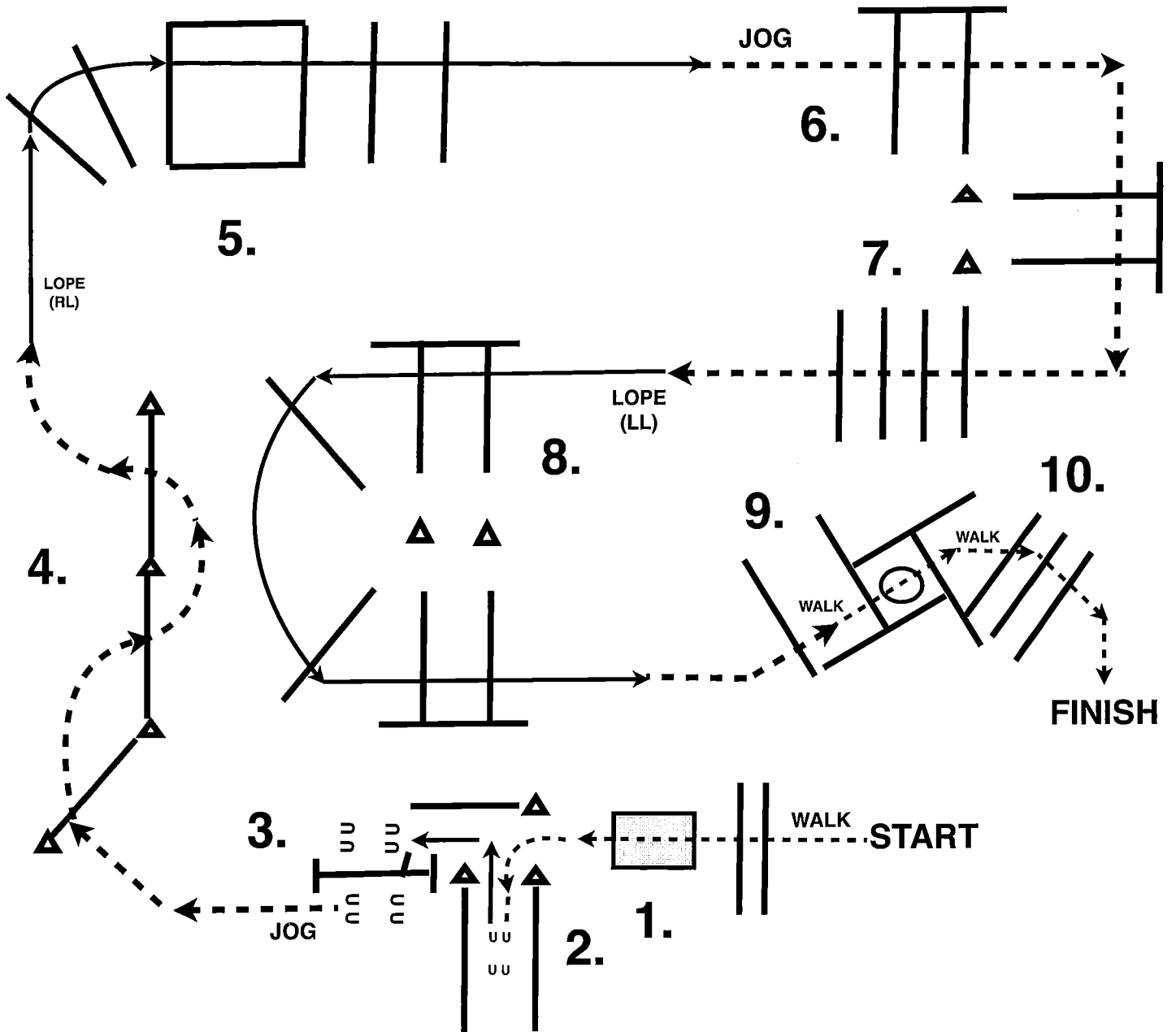
1. JOG OVER POLES, JOG INTO CHUTE.
2. BACK THRU POLES TO GATE.
3. GATE: RH RIDE THRU CLOSE.
4. JOG OVER POLES.
5. LOPE OVER POLES (RL).
6. LOPE OVER POLES (RL).

7. BREAK TO JOG, JOG OVER POLE, STOP OR BREAK TO WALK, WALK INTO BOX, EXECUTE A 360 TURN EITHER WAY, WALK OUT.
8. JOG THRU SERPENTINE, JOG OVER POLES.
9. LOPE OVER POLES (LL).
10. STOP OR BREAK TO WALK, WALK OVER POLES.

AMATEUR AND SELECT TRAIL REVISED



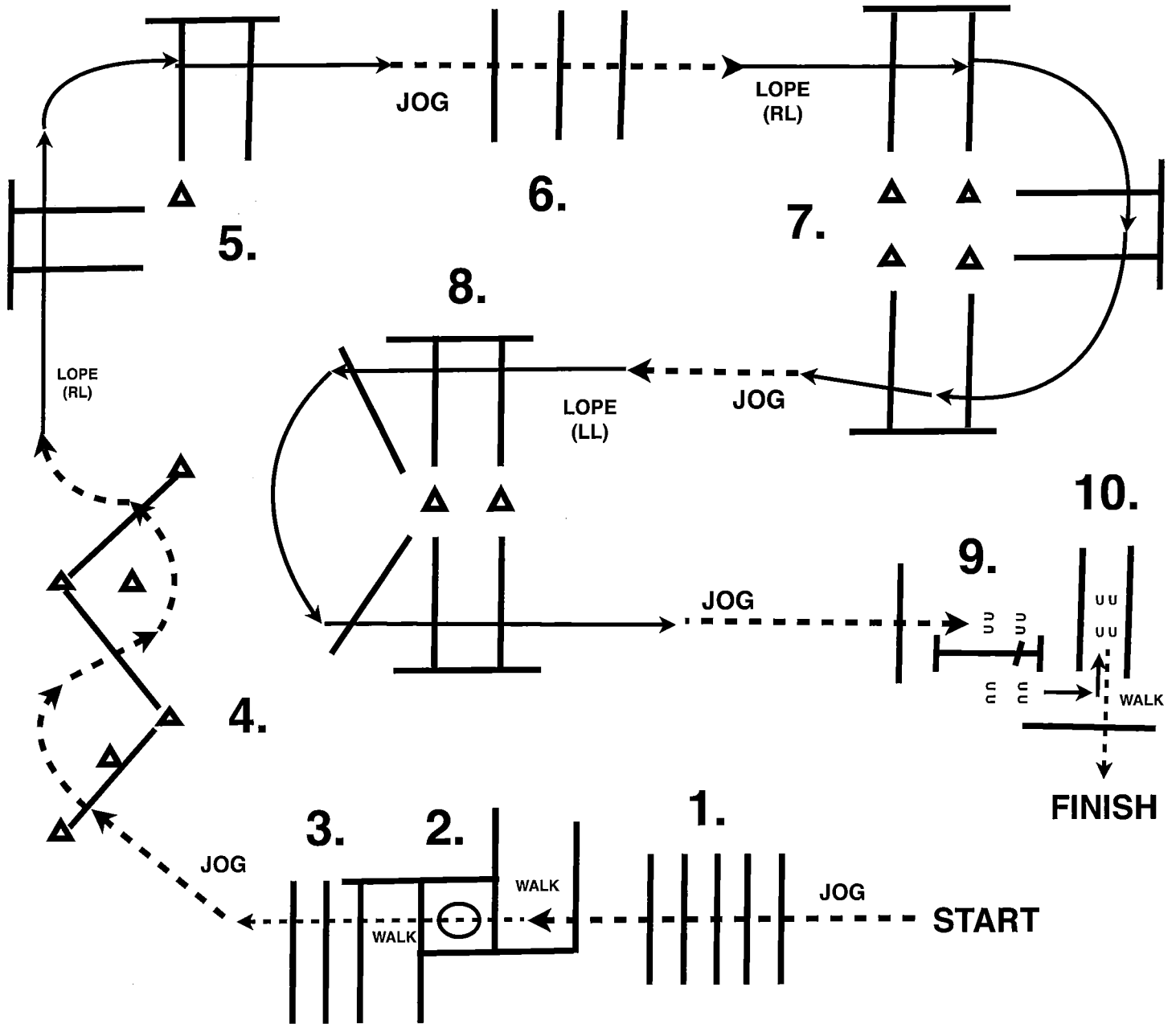
GREEN TRAIL



1. WALK OVER POLES, AND OVER BRIDGE, AND WALK BETWEEN CONES
2. BACK THRU CONES UP TO GATE.
3. GATE: RIGHT HAND, RIDE OVER POLE AND WALK THRU GATE AND CLOSE.
4. JOG THRU SERPENTINE, JOG OVER POLES.
5. LOPE OVER POLES (RIGHT LEAD).

6. BREAK TO JOG, JOG OVER POLES.
7. JOG OVER POLES.
8. LOPE OVER POLES (LEFT LEAD).
9. BREAK TO JOG, JOG OVER POLE, STOP OR BREAK TO WALK, WALK INTO BOX, 360 TURN EITHER WAY, WALK OUT BOX.
10. WALK OVER POLES.

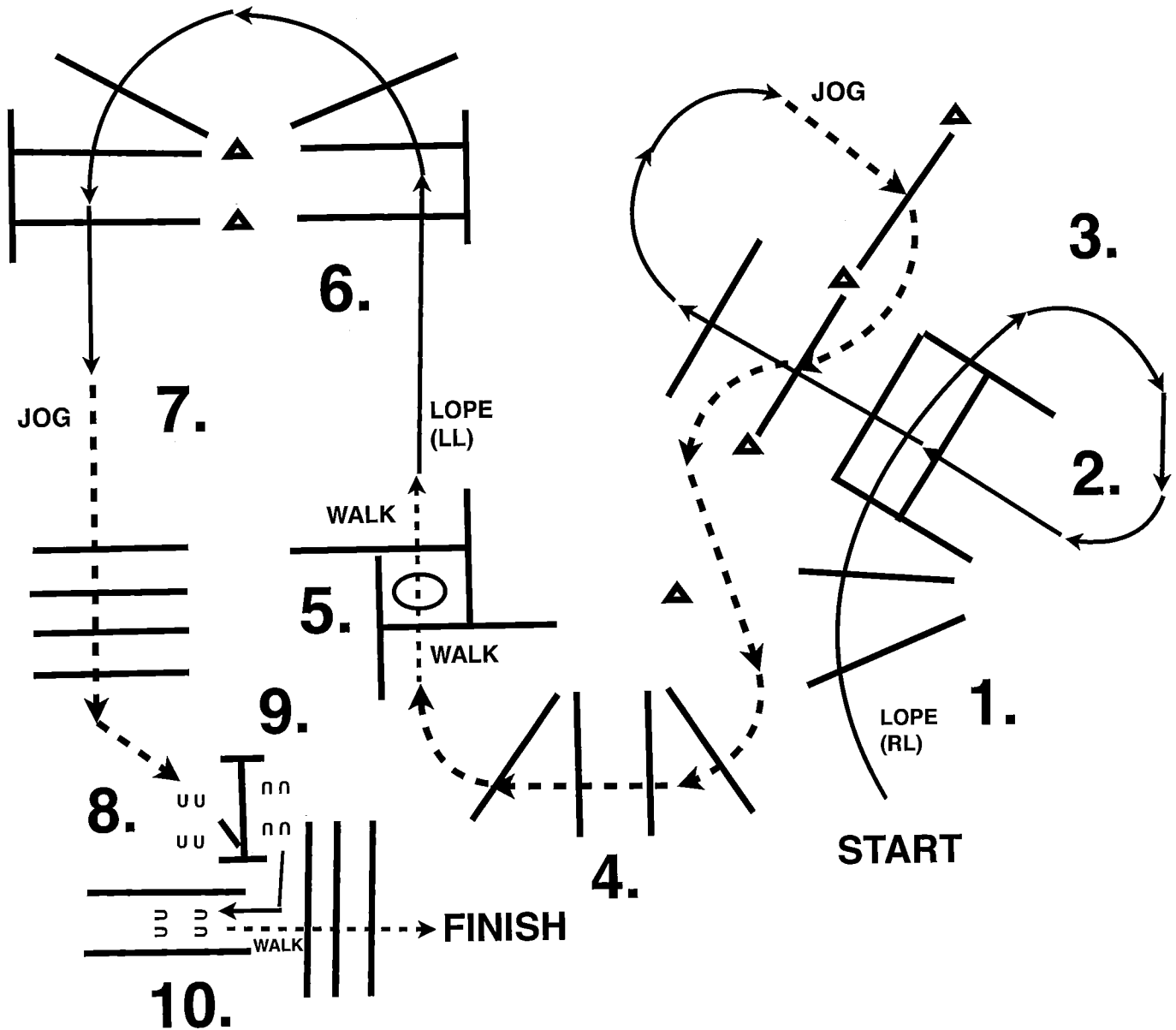
JUNIOR TRAIL



1. JOG OVER POLES, STOP BEFORE BOX.
2. WALK INTO BOX, EXECUTE A 360 TURN EITHER DIRECTION, WALK OUT.
3. WALK OVER POLES.
4. JOG THRU SERPENTINE, JOG OVER POLES.
5. LOPE OVER POLES (RL).
6. BREAK TO JOG, JOG OVER POLES.

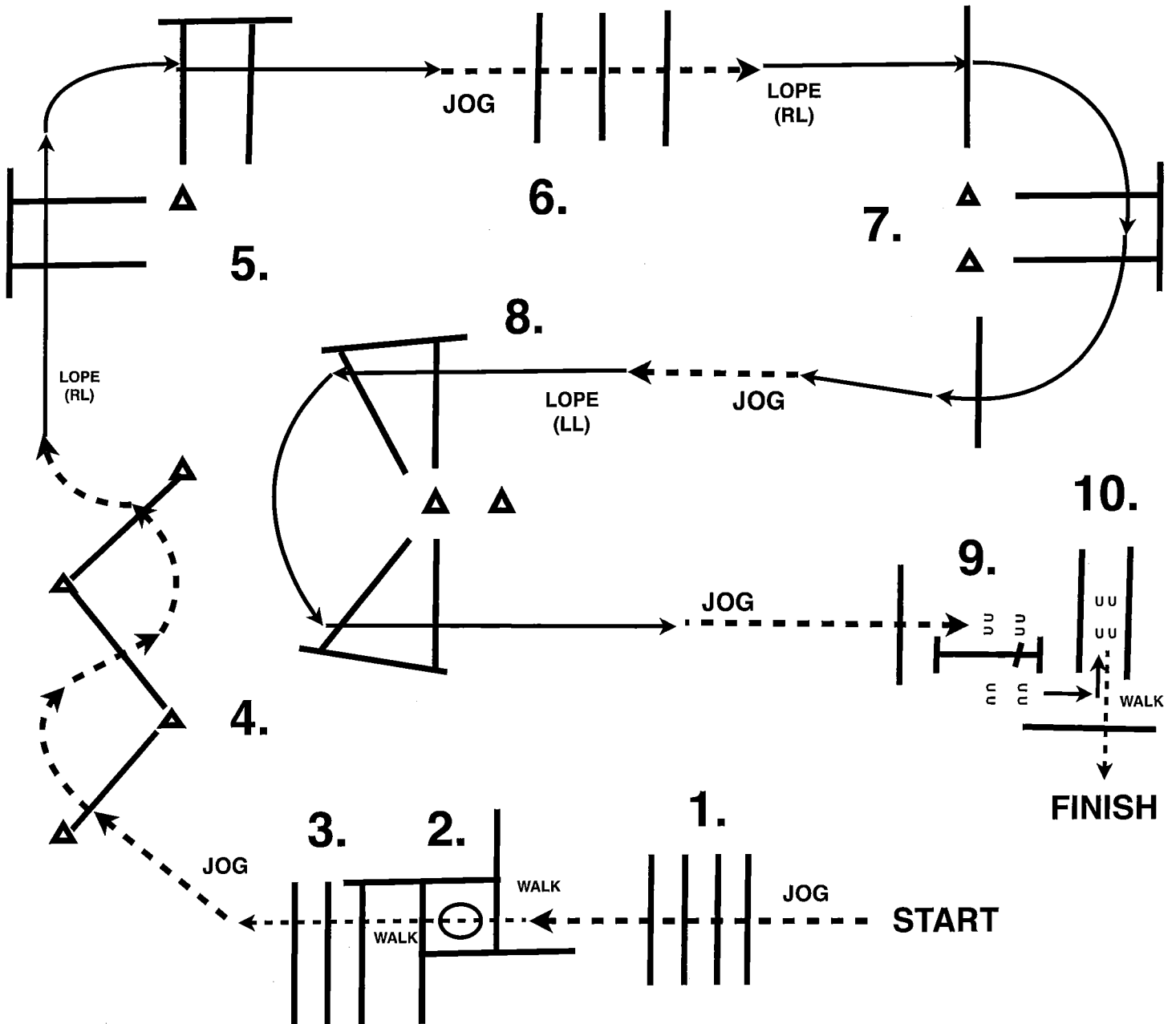
7. LOPE OVER POLES (RL).
8. BREAK TO JOG, THEN LOPE OVER POLES (LL).
9. BREAK TO JOG, JOG OVER POLE UP TO GATE. GATE: RH WALK OVER POLE AND RIDE THRU AND CLOSE GATE.
10. BACK THRU POLES, WALK OUT OVER POLE.

NOVICE AMATEUR



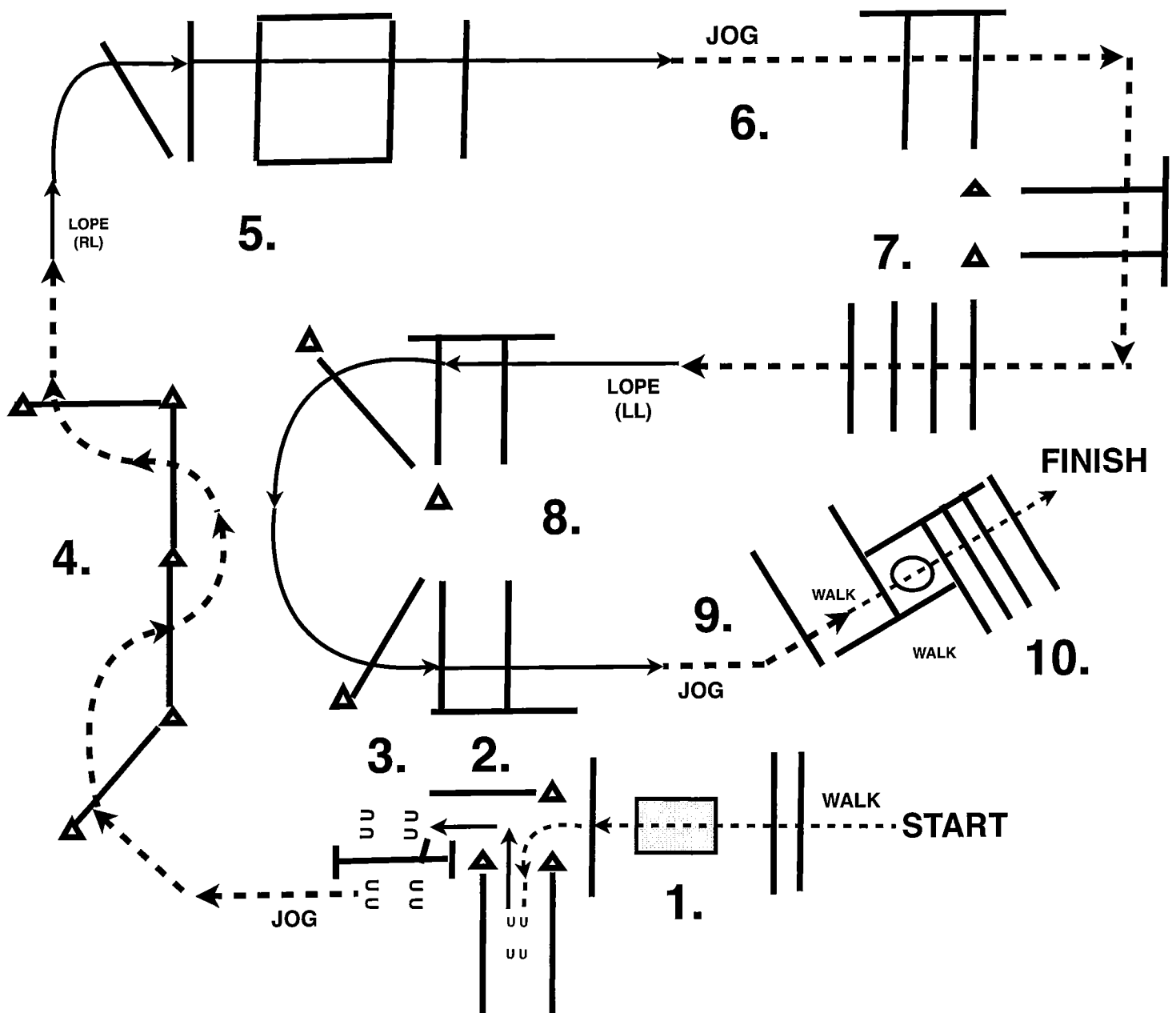
1. LOPE OVER POLES (RIGHT LEAD).
2. LOPE OVER POLES (RIGHT LEAD).
3. BREAK TO JOG, JOG THRU SERPENTINE, JOG OVER POLES.
4. JOG OVER POLES, STOP BEFORE BOX.
5. WALK INTO BOX, EXECUTE A 360 TURN EITHER WAY IN BOX, THEN WALK OUT BOX.
6. LOPE OVER POLES (LEFT LEAD).
7. BREAK TO JOG, JOG OVER POLES.
8. JOG TO GATE, LEFT HAND OPEN, WALK OVER POLE AND CLOSE GATE.
9. BACK THRU POLES, AROUND CORNER.
10. WALK OUT CHUTE WALK OVER POLES.

NOVICE YOUTH 13 & UNDER



1. JOG OVER POLES.
2. STOP OR BREAK TO THE WALK, WALK INTO BOX, EXECUTE A 360 TURN EITHER DIRECTION, WALK OUT BOX.
3. WALK OVER POLES.
4. JOG THRU SERPENTINE, JOG OVER POLES.
5. LOPE OVER POLES (RL).
6. BREAK TO JOG, JOG OVER POLES.
7. LOPE OVER POLES (RL).
8. BREAK TO JOG, THEN LOPE OVER POLES (LL).
9. BREAK TO JOG, JOG OVER POLE UP TO GATE. GATE: RH WALK OVER POLE AND RIDE THRU AND CLOSE GATE.
10. BACK THRU POLES, WALK OUT OVER POLE.

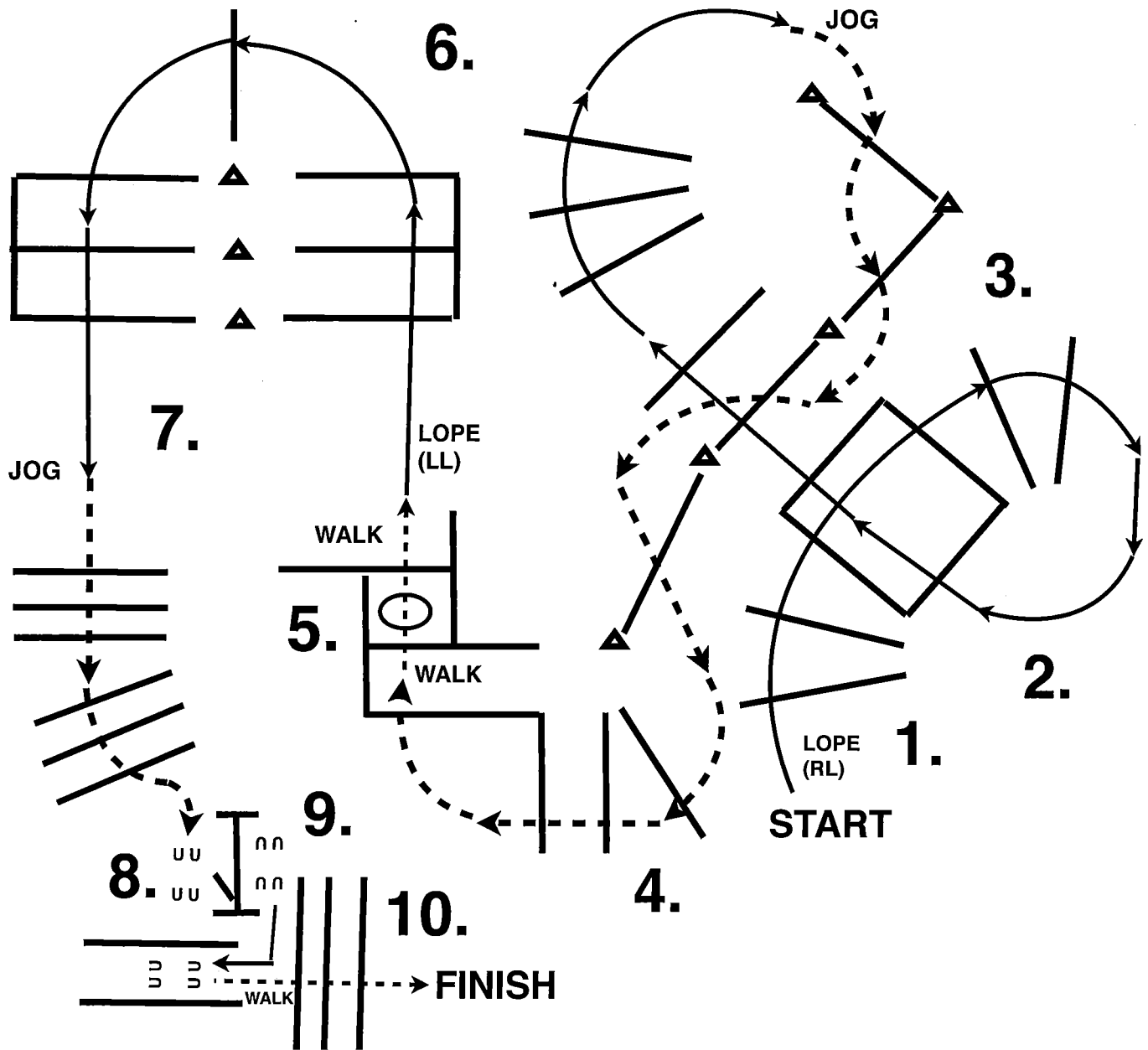
NOVICE YOUTH 14 - 18



1. WALK OVER POLES AND OVER BRIDGE AND WALK OVER POLE AFTER BRIDGE, & WALK BETWEEN CONES AND POLES.
2. BACK THRU CONES/POLES UP TO GATE.
3. GATE: RIGHT HAND, RIDE OVER POLE AND WALK THRU GATE AND CLOSE.
4. JOG THRU SERPENTINE, JOG OVER POLES.
5. LOPE OVER POLES (RIGHT LEAD).

6. BREAK TO JOG, JOG OVER POLES.
7. JOG OVER POLES.
8. LOPE OVER POLES (LEFT LEAD).
9. BREAK TO JOG, JOG OVER POLE, STOP OR BREAK TO WALK, WALK INTO BOX, 360 TURN EITHER WAY, WALK OUT BOX.
10. WALK OVER POLES.

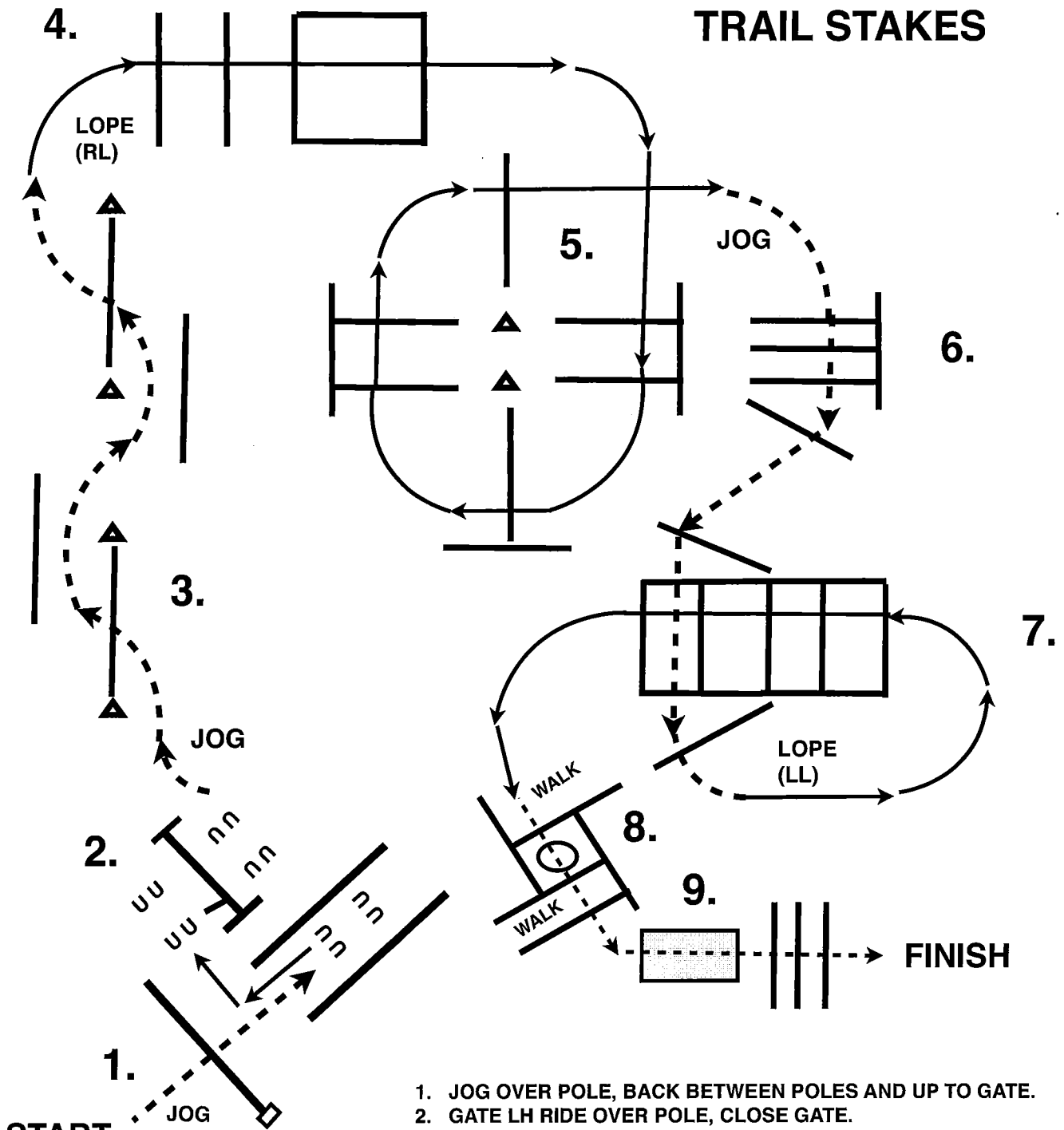
SENIOR TRAIL



1. LOPE OVER POLES (RIGHT LEAD).
2. LOPE OVER POLES (RIGHT LEAD).
3. BREAK TO JOG, JOG THRU SERPENTINE, JOG OVER POLES.
4. JOG OVER POLES, STOP BEFORE BOX.
5. WALK INTO BOX, EXECUTE A 360 TURN EITHER WAY IN BOX, THEN WALK OUT BOX.

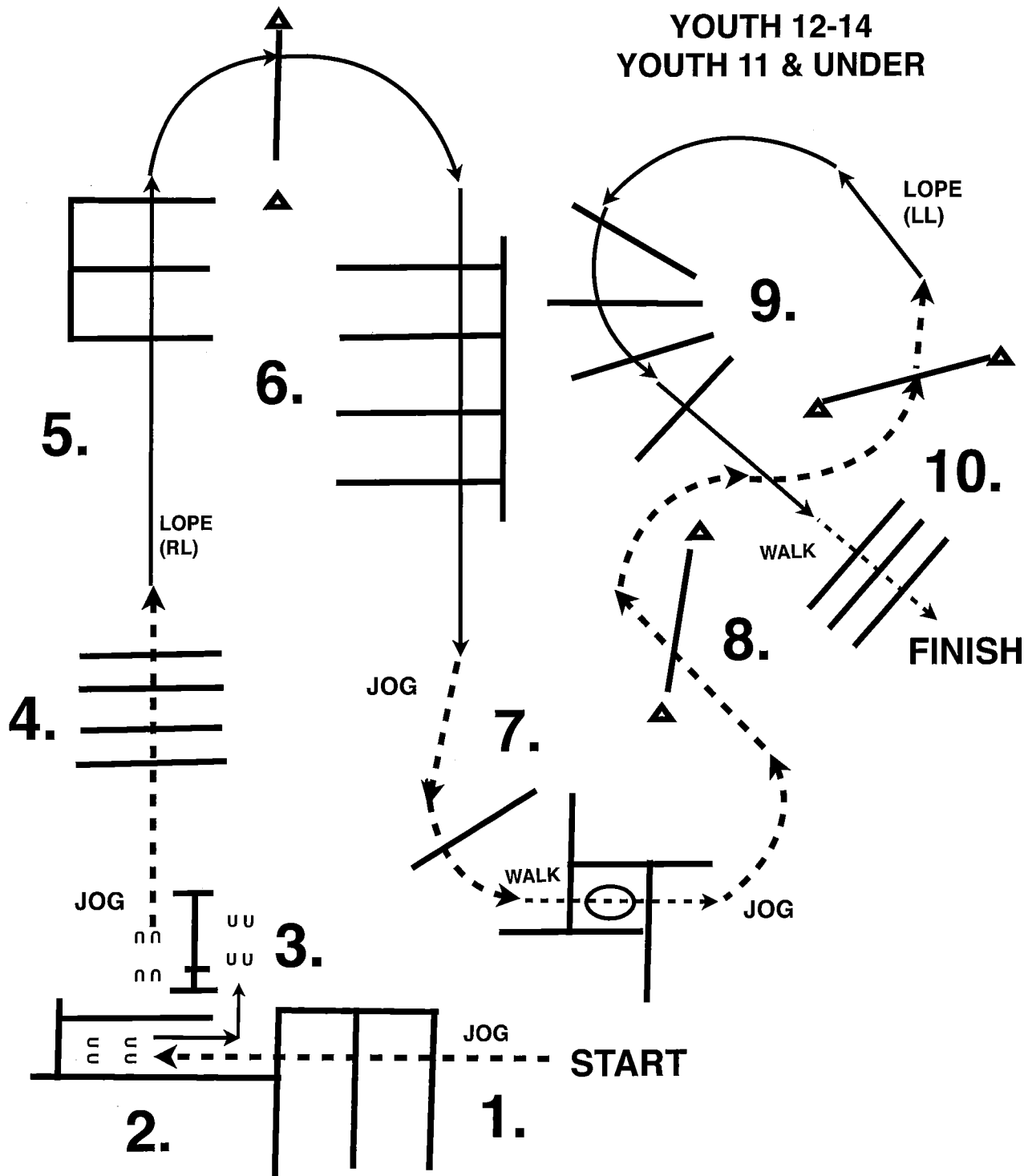
6. LOPE OVER POLES (LEFT LEAD).
7. BREAK TO JOG, JOG OVER POLES.
8. JOG TO GATE, LEFT HAND OPEN, WALK OVER POLE AND CLOSE GATE.
9. BACK THRU POLES, AROUND CORNER.
10. WALK OUT CHUTE WALK OVER POLES.

TRAIL STAKES



1. JOG OVER POLE, BACK BETWEEN POLES AND UP TO GATE.
2. GATE LH RIDE OVER POLE, CLOSE GATE.
3. JOG THRU SERPENTINE, JOG OVER POLES.
4. LOPE OVER POLES (RL)
5. LOPE OVER POLES (RL)
6. JOG OVER POLES.
7. LOPE OVER POLES (LL).
8. STOP OR BREAK TO WALK, WALK INTO BOX, EXECUTE A 360 TURN EITHER WAY WALK OUT OVER POLES.
9. WALK OVER BRIDGE AND OVER POLES.

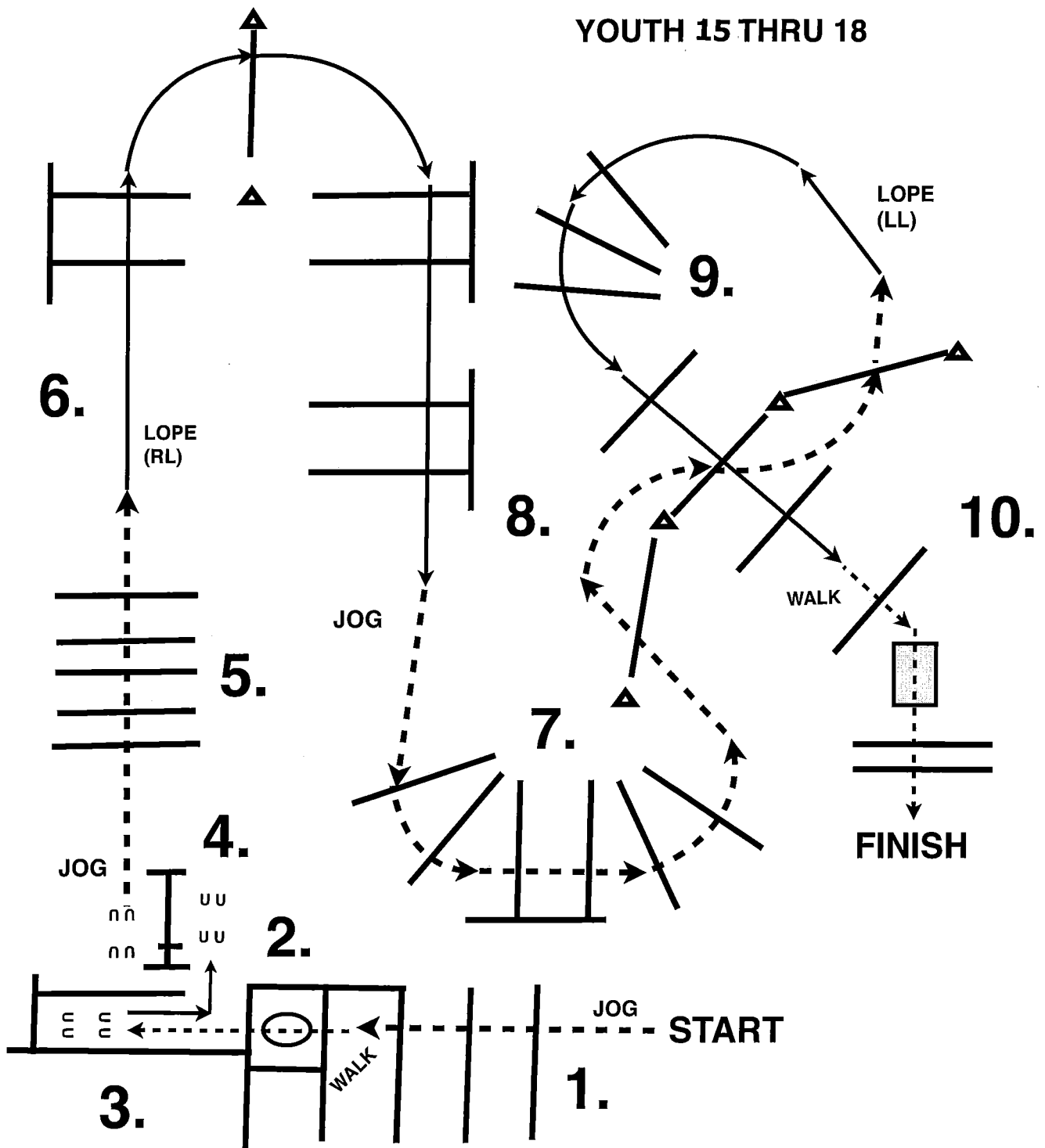
**YOUTH 12-14
YOUTH 11 & UNDER**



1. JOG OVER POLES, JOG INTO CHUTE.
2. BACK THRU POLES TO GATE.
3. GATE: RH RIDE THRU CLOSE.
4. JOG OVER POLES.
5. LOPE OVER POLES (RL).
6. LOPE OVER POLES (RL).

7. BREAK TO JOG, JOG OVER POLE, STOP OR BREAK TO WALK, WALK INTO BOX, EXECUTE A 360 TURN EITHER WAY, WALK OUT.
8. JOG THRU SERPENTINE, JOG OVER POLES.
9. LOPE OVER POLES (LL).
10. STOP OR BREAK TO WALK, WALK OVER POLES.

YOUTH 15 THRU 18



1. JOG OVER POLES STOP BEFORE BOX.
2. WALK INTO BOX, EXECUTE A 360 TURN EITHER WAY, WALK OUT INTO CHUTE.
3. BACK THRU POLES TO GATE.
4. GATE: RH RIDE THRU CLOSE.
5. JOG OVER POLES.

6. LOPE OVER POLES (RL).
7. BREAK TO JOG, JOG OVER POLES.
8. JOG THRU SERPENTINE.
9. LOPE OVER POLES (LL).
10. STOP OR BREAK TO WALK, WALK OVER POLES AND OVER BRIDGE.