

Western Reitturnier



RIEDHOF RANCH OPEN

16. & 17. Juni 2018

Kehl-Marlen

**Zuschauer sind
herzlich willkommen!**

DEUTSCHE
QUARTER
HORSE
ASSOCIATION

AMERICAN
QUARTER
HORSE
ASSOCIATION

Schluss mit lästigem Kistenschleppen!



Ihr zuverlässiger Lieferservice für
Büro, Gastronomie und Vereine.

Getränke
KOPF

Telefon 07854 985730
info@getraenke-kopf.de
www.getraenke-kopf.de

Zeitplan Riedhof Ranch Open

Samstag, 16. Juni 2018

09:00		Rinder settlen
09:30		NCHA/AQHA Cutting Open
10:10		NCHA/AQHA Cutting Non Pro
11:30		NCHA Cutting 25.000 NH/15.000 AMA/Youth
13.30		NCHA Cutting Buckles Class danach Siegerehrung
16:00	2/3	161/260 Open/Amateur Working Cow Horse / Entries: 7
	4	360 Einsteiger Working Cow Horse / Entries: 2
17:00	21	280 Amt VRH Ranch Trail / VRH Ranch Riding 6
	12	180 Open VRH Ranch Trail / VRH Ranch Riding 5

Sonntag, 17. Juni 2018

08:00	31	380 Einst VRH Ranch Trail / VRH Ranch Riding 10
10:00	12	182 Open VRH Ranch Cutting 5
	22	282 Amt VRH Ranch Cutting 6
	32	382 Einst VRH Ranch Cutting 10
11:30	24	284 Amt VRH Reining / Entries: 6
	15	184 Open VRH Reining / Entries 5
	34	384 Einst VRH Ranch Reining 10
		Mittagspause
13.30	13	183 Open VRH Ranch Cow Work 5
	23	283 Amt VRH Ranch Cow Work 6
	33	383 Einst VRH Ranch Cow Work 10
15:00	15	188 Open VRH Ranch Conformation 5
	25	288 Amt VRH Ranch Conformation 6
	35	388 Einst VRH Ranch Conformation 10



Tannenstraße 11
77731 Willstätt
Tel. 0 78 54/9 11 61

Kommunalarbeiten
Grüngutrecycling
Erdarbeiten
Transporte

Kostenlose Grüngutannahme aus privaten Hausgärten
(Kompostieranlage Marlen, Riedhöfe 4)
Öffnungszeiten: Mi. 14 – 18 Uhr und Sa. 8 – 12 Uhr



UTRI

Utri - Maßarbeit mit Maserung
Zimmerer- & Dachdeckergeschäft

Zunftstraße 1
77694 Kehl-Marlen

Tel. 07854/7092

info@zimmerei-utri.de
www.zimmerei-utri.de



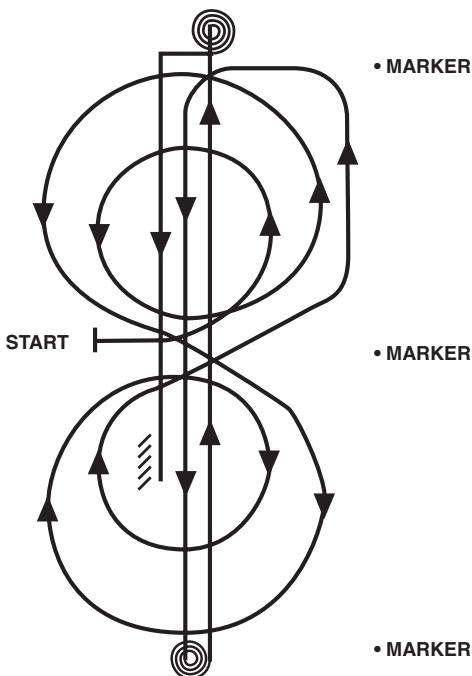
Teilnehmerliste Riedhof Ranch Open

<u>2</u>	Red Chili Rooster	Hildenbrand; Catrin	Malsch
<u>3</u>	Brady Smoke Jo	Lorentz; Julie	Betschdorf
<u>4</u>	Us Hollywood Skeets	Schnepf; Frank	Gaggenau
<u>5</u>	Pocos Glowing Rose	Weber; Andre	Gaggenau
<u>6</u>	Pocos Rebel Son	Weber; Karina	Gaggenau
<u>7</u>	LM Docs Cayenne	Maier; Miriam	Gernsbach
<u>8</u>	Yukon	Gabriel; Tina	Kehl-Marlen
<u>9</u>	A Roosters Wrangler	Lepschi; Katrin	Bad Duerkheim
<u>10</u>	Footworks Surprise	Krause; Lothar	Gross-Zimmern
<u>11</u>	Jay Lee Diamonds Golden Girl	Boog; Nathalie	Appenweier
<u>12</u>	Murphy 173	Bonna-Boog; Simone	Appenweier
<u>13</u>	PQH Spot On Chic	Pfeiffer; Uwe	Blieskastel
<u>14</u>	Haidas Cutter Lynx	Turge; Doerte	Limeshain
<u>15</u>	PS Hollywood Doc	Kosmalla; Uwe	Leipzig
<u>16</u>	Jokers Luna	Hoffmann; Lucca Josephina	Moessingen
<u>17</u>	JH Champs Pine Girl	Wirkner; Ute	Epfenbach
<u>18</u>	Milow 20	Maier; Emelie	Gaggenau
<u>19</u>	Gatlings Hot Cookie	Stein; Masha	Wehrheim
		Thiess; Tanja	Wehrheim
<u>20</u>	Gunna B Taste	Stein; Laura	Usingen
<u>21</u>	Hesabeauty Full Mind	Sattler; Patrick	Sinsheim
<u>22</u>	Tivios Prize	Sattler; Patrick	Sinsheim
<u>23</u>	MCR Highgenuineoakey	Heinen; Clara Marie	Swisthal
<u>24</u>	Smart Little Theo	Bartmann; Leni	Osthofen
<u>25</u>	Emphys Audrey Gunner	Bartmann; Maik	Osthofen
<u>26</u>	Chexsina	Naegele; Katharina	Rohrdorf
<u>28</u>	Starlite Cat	Bartmann; Maik	Osthofen
<u>30</u>	Little Blue Tutu	Endress; Sophia	Tuebingen
<u>31</u>	Peeka Peps Shine	Holm; Ute	Stuttgart
<u>32</u>	Miss Little Pepto	Holm; Ute	Stuttgart
<u>33</u>	Nurse Wendy	Holm; Ute	Stuttgart
<u>34</u>	Dual Hickory CD	Ingold; Martin	Wil ZH
<u>35</u>	GM Freckles	Meyn; Dietmar	(Leer)
<u>36</u>	Inagaddavida	Juergensen; Jette	Ehningen

WORKING COW HORSE PATTERN 10

3 1/2 TURNS RIGHT

Alle Klassen



3 1/2 TURNS LEFT

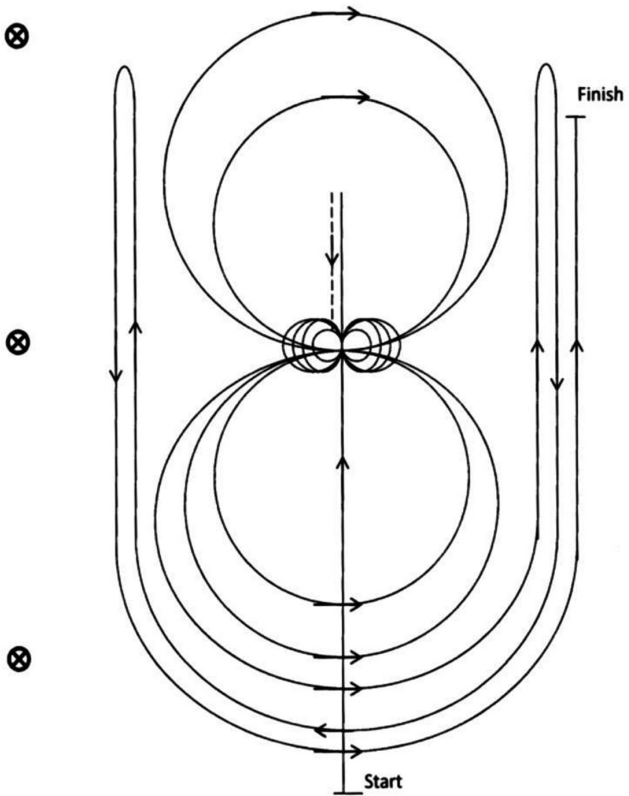
Trot to center of arena, stop. Start pattern facing away from judge.

1. Beginning on the left lead, complete 2 circles to the left; the first circle small and slow, the second circle large and fast.
2. Complete 2 circles to the right; the first circle large and fast, the second circle small and slow. Change leads at the center of arena.
3. Continue around end of arena without breaking gait or changing leads, run down center of arena past end marker, and execute a square sliding stop.
4. Complete 3 1/2 spins to the left.
5. Run down center of arena past end marker, and execute a square sliding stop.
6. Complete 3 1/2 spins to the right.
7. Run down center of arena past center marker, and execute a square sliding stop.
8. Back up at least 10 feet.
9. Hesitate to complete pattern.

Pattern 10

1. Left circles
2. Right circles
3. Stop
4. 3 1/2 left spins
5. Stop
6. 3 1/2 right spins
7. Stop and back up

This pattern may be used as a lope-in pattern; refer to SHW505.2.

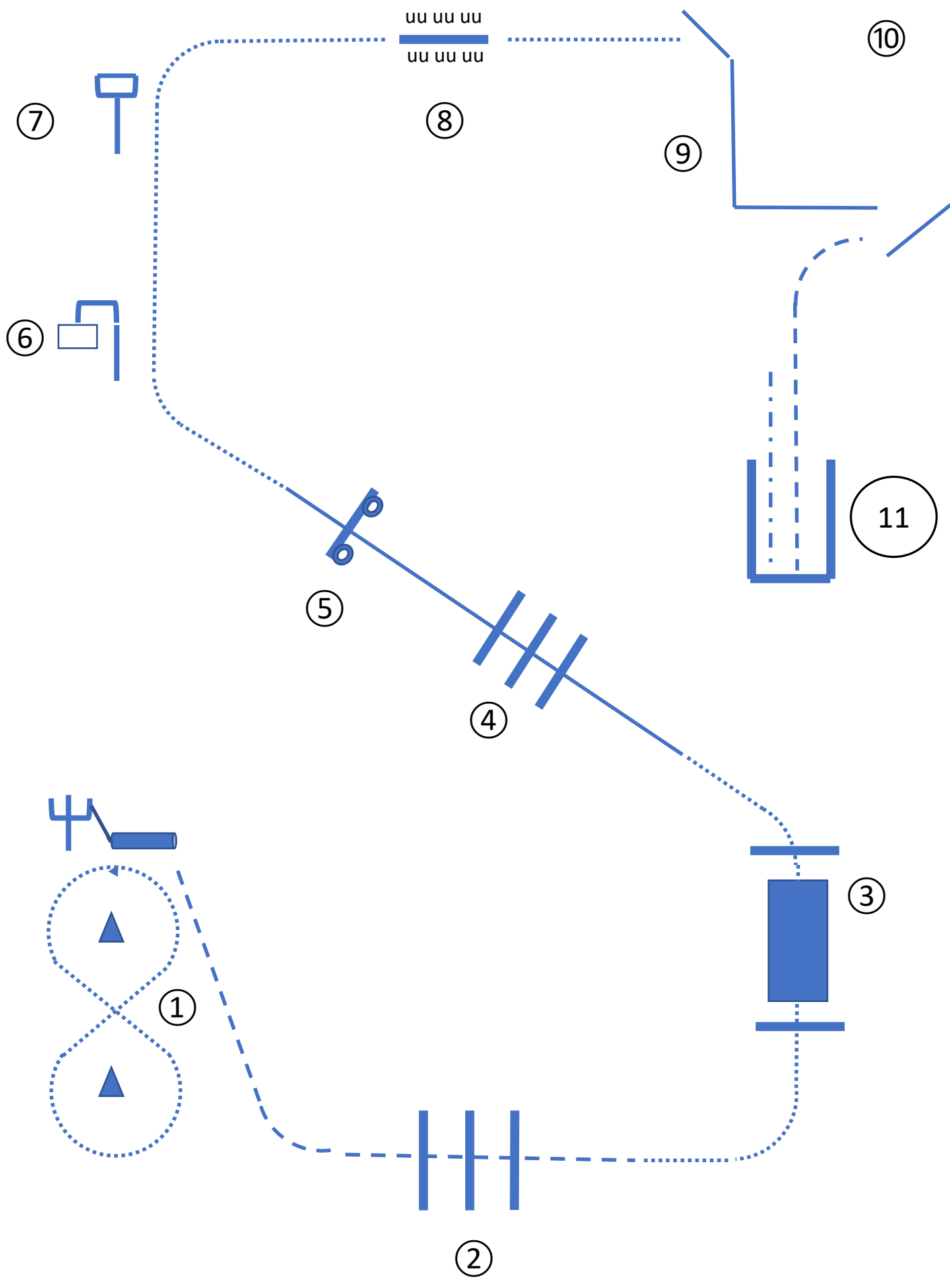


Mandatory Markers along Fence or Wall

The judge shall indicate the area for the pattern with six markers on arena fence.

Ride pattern as follows:

1. Run past the center marker and do a sliding stop. Back to center of arena or at least 10 feet. Hesitate.
2. Complete four right spins. Complete four and 1/4 left spins. Horse to be facing left fence at completion. Hesitate.
4. Beginning on the left lead, complete two circles to the left. First circle to be small and slow and second circle to be large and fast. Change leads at the center of the arena.
5. Complete two circles to the right. First circle to be small and slow and second circle to be large and fast. Change leads at center of arena.
6. Begin a large fast circle to the left. Do not close this circle. Run up the right side of the arena past the center marker and at least 20 feet from the fence. Do a right rollback.
7. Continue back around the previous circle, but do not close circle. RUN up the left side of the arena at least 20 feet from the fence and past the center marker. Do a left rollback.
8. Continue back around previous circle. Run up the right side of the arena at least 20 feet from the fence and past the center marker. Do a sliding stop. Hesitate to show completion of pattern.



Legende Ranch Trail Open/Amateur:

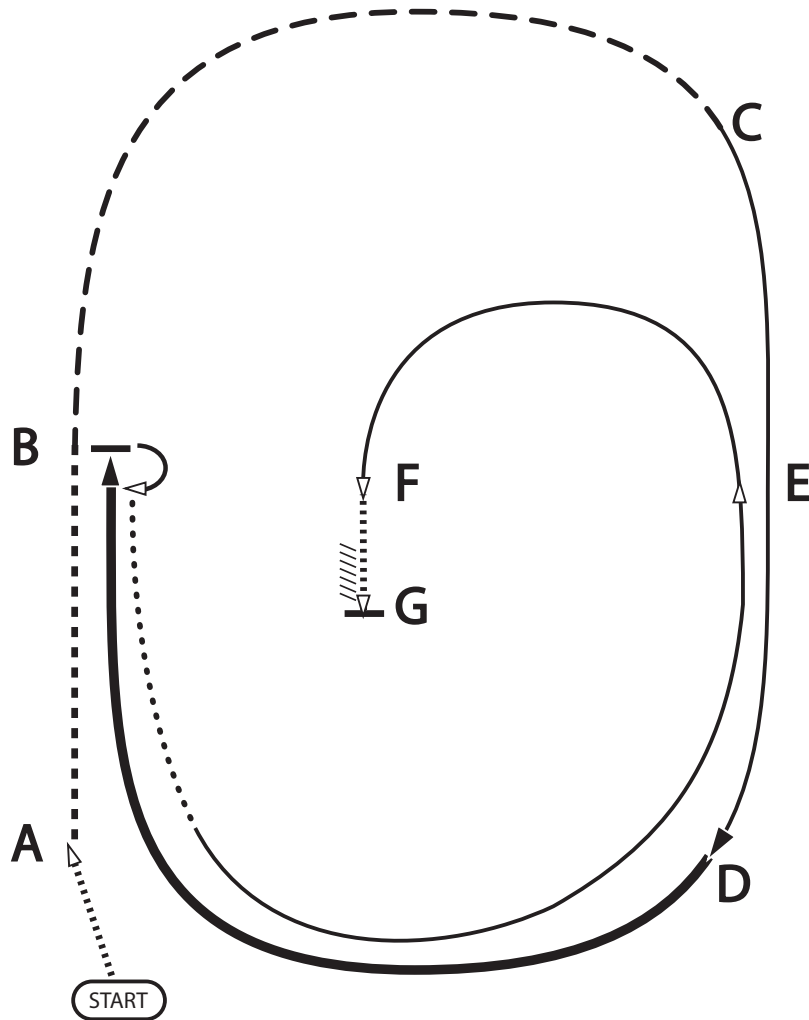
1. Stammziehen im Schritt als 8 (Einsteiger rechts herum einfach)
2. Im Trag über die Trabstangen
3. Im Schritt über die Brücke
4. Im Galopp über die Galoppstangen
5. Weiter im Galopp über den Sprung
6. Im Schritt Brief vom Galgen abhängen
7. Weiter im Schritt, Brief in den Briefkasten legen
8. Im Schritt zu der Seitwärtsstange
9. Tor öffnen und in die Rinderherde reiten
10. Ropen, aus der Rinderherde reiten
11. Antraben, Stop in der Box, Rückwärtsrichten

Einsteiger:

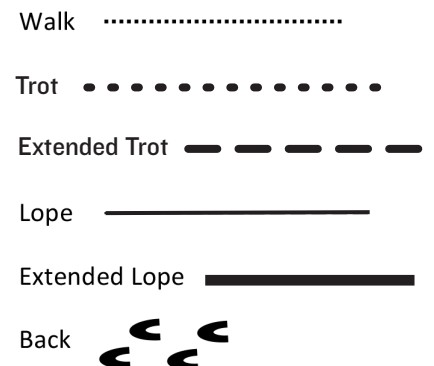
Ohne Kühe, Ropen auf Dummy

VRH Ranch Riding Pattern I

Alle Klassen

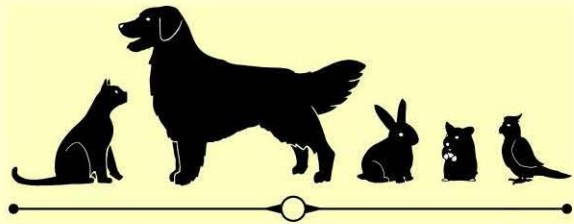


1. Walk from start cone to cone A.
2. Trot from A to B.
3. Extend the trot from B to C.
4. Lope on the right lead from C to D.
5. Extend the lope from D to B.
6. Stop at B, turn and trot to A.
7. Lope on the left lead from A to E.
8. Turn toward the middle of the arena and continue to lope to F.
9. Walk from F to G.
10. Stop and back approximately one horse length.



Tierärztliche Klinik

Hanauerland



Fachklinik für Klein- und Heimtiere,
praktische Tierärzte,
Zahn-,Mund- und Kieferheilkunde
Dres. U. u. B. Möhnle

Hauptstr. 186 / 77694 Kehl

Telefon 07851/76278, Notfallnr. 0172/9402551

www.tierklinik-kehl.de



Telefon: 07851/890900

www.vas-krauss.de

info@vas-krauss.de



GVM

MAKLER GmbH

PERSÖNLICH. GUT. BERATEN

www.gvmakler.com

Auf der oberen Au 21 Telefon 07803 926354-0
77797 Ohlsbach Telefax 07803 926354-9