

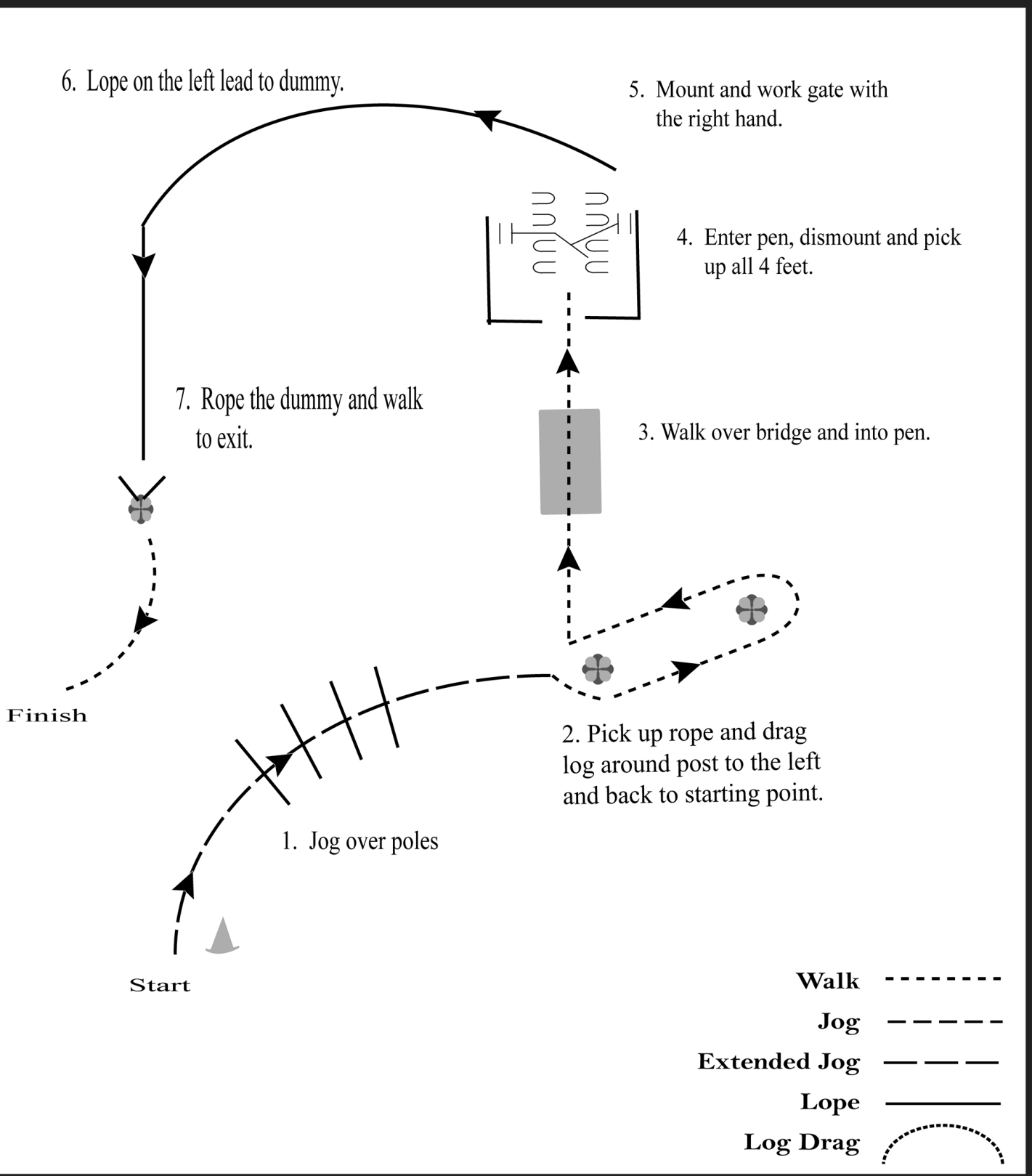
International German Championship

Ranch Trail (0551, N670 & Y670)

Show Date: 15-17 June 2018

www.HorseShowPatterns.com

www.HorseShowPatterns.com



[RT/6]

Pattern Provided by:

The Judges

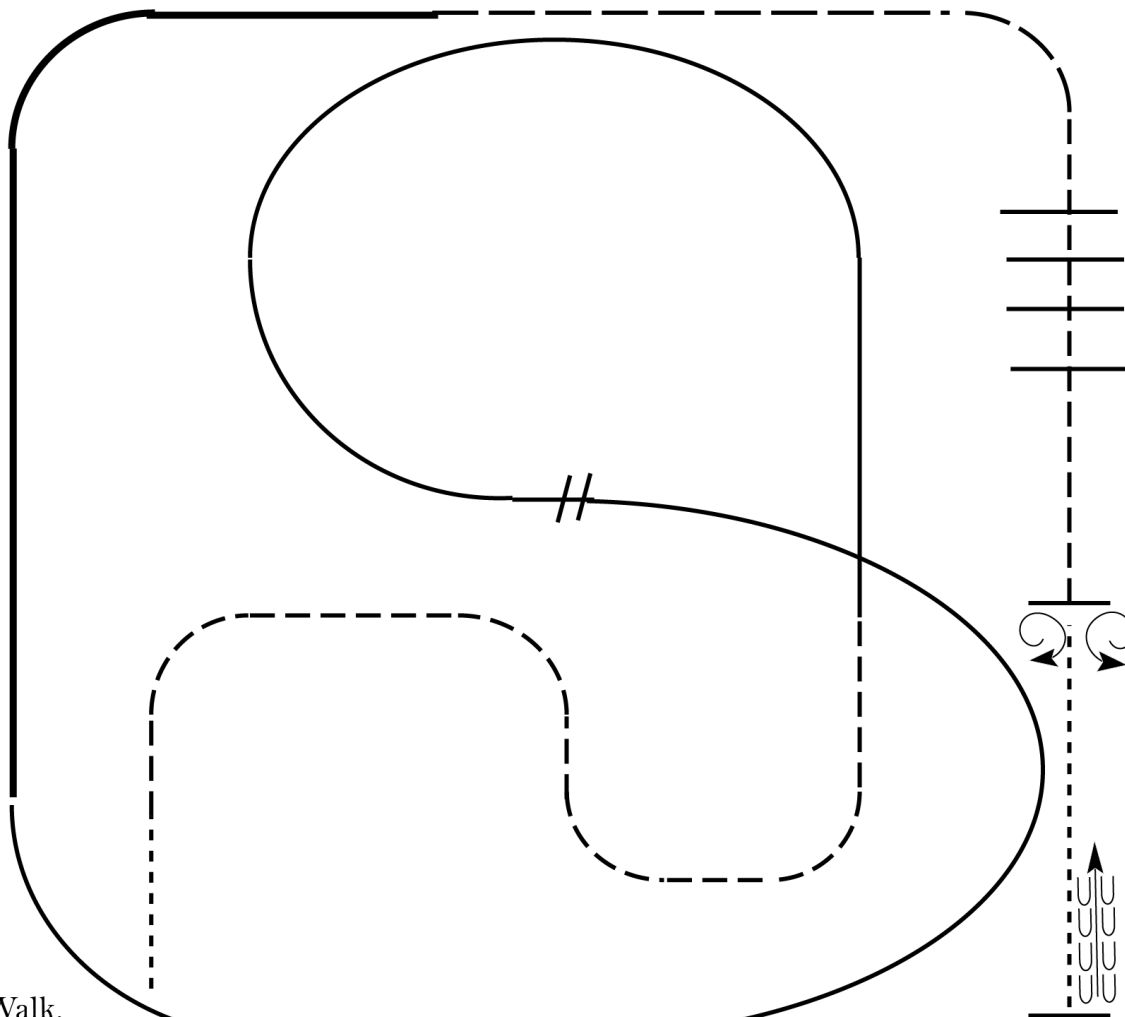
International German Championship

Ranch Riding (N680, 0550 & Y680)

Show Date: 15-17 June 2018

www.HorseShowPatterns.com

www.HorseShowPatterns.com



1. Walk.
2. Trot serpentine
3. Lope left lead around end of arena and then diagonally across arena.
4. Change leads (simple or flying) and
5. Lope on the right lead around end of the arena.
6. Extend lope on the straight away around corner to center of arena.
7. Extend trot around corner of arena
8. Collect to a trot
9. Trot over poles
10. Stop do a 360 turn each direction (either direction 1st)
11. Walk, stop and back.

Walk	-----
Jog	- - - - -
Extended Jog	— — — —
Lope	
Lead Change	//
Back	← ← ← ← ← ← ← ←
Marker	Ⓚ

[RR/4]

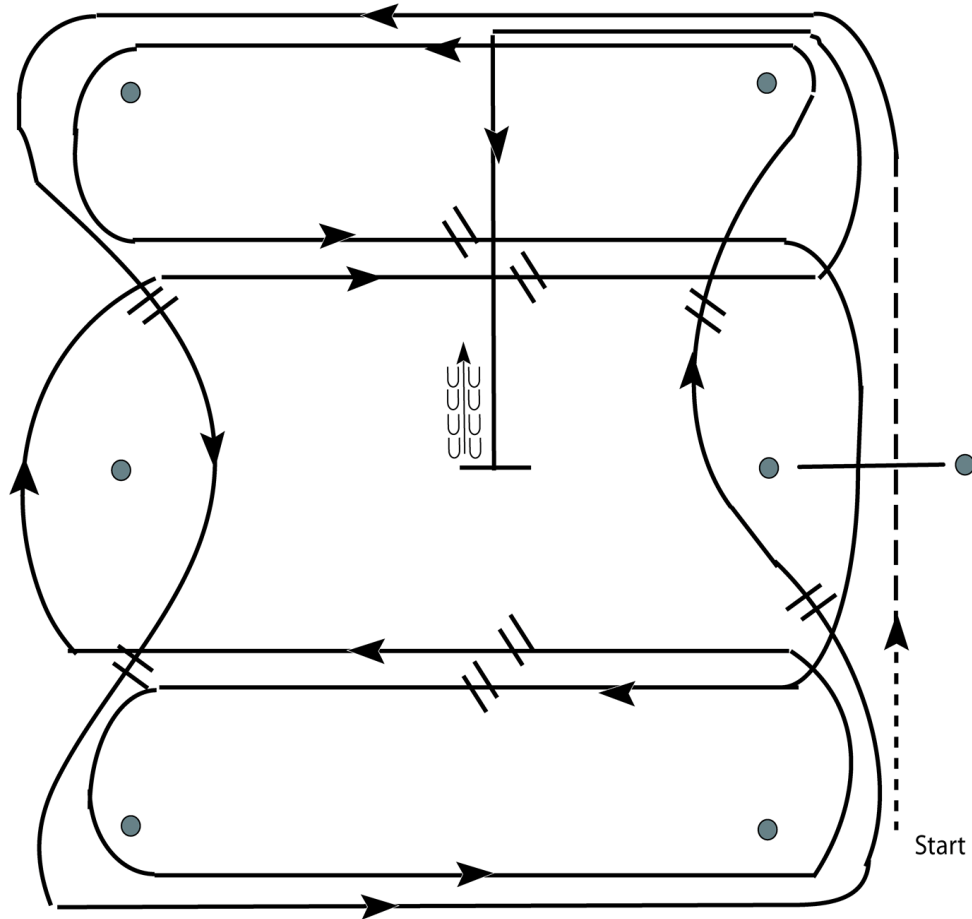
Pattern Provided by:

The Judges

International German Championship

Western Riding (0360, N340 & Y270)

Show Date: 15-17 June 2018



1. Walk, transition to jog, jog over log.
2. Transition to the lope, on the left lead.
3. First line change.
4. Second line change.
5. Third line change.
6. Fourth line change.
7. First crossing change.
8. Lope over the log.
9. Second crossing change.
10. Third crossing change.
11. Fourth crossing change.
12. Lope, stop and back.

[WR/OP-5]

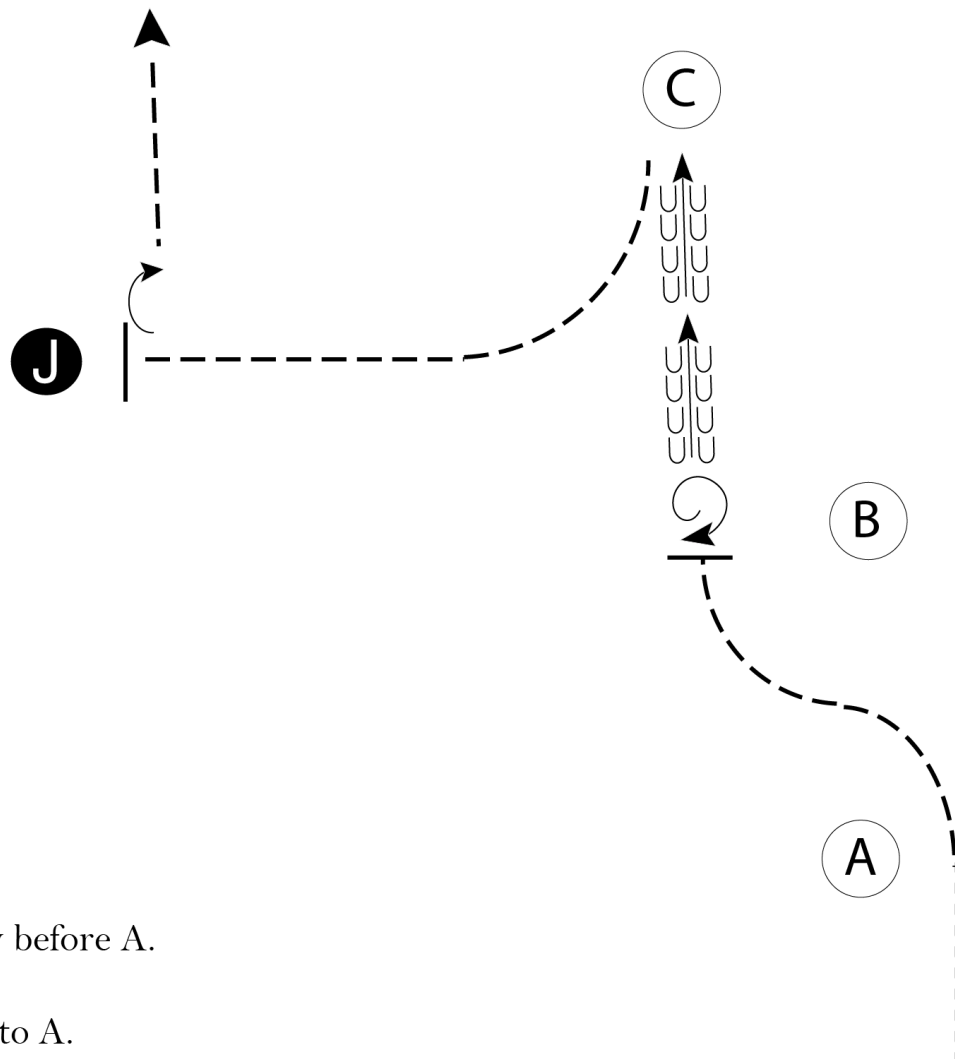
Pattern Provided by:

The Judges

International German Championship

Western Showmanship (N310 & Y110)

Show Date: 15-17 June 2018



Be ready before A.

1. Walk to A.
2. Trot to B as shown.
3. Stop at B and perform a 1 1/2 turn.
4. Back to C.
5. Trot to Judge.
6. Perform a 1/4 turn and set up for inspection.
7. When dismissed, exit at a trot.

Follow the instructions of your ring steward.

Walk	-----
Trot	- - - - -
Back	← ⇐⇐⇐⇐⇐
Marker	(B)
Judge	(J)

[S/3-91]

Pattern Provided by:

The Judges

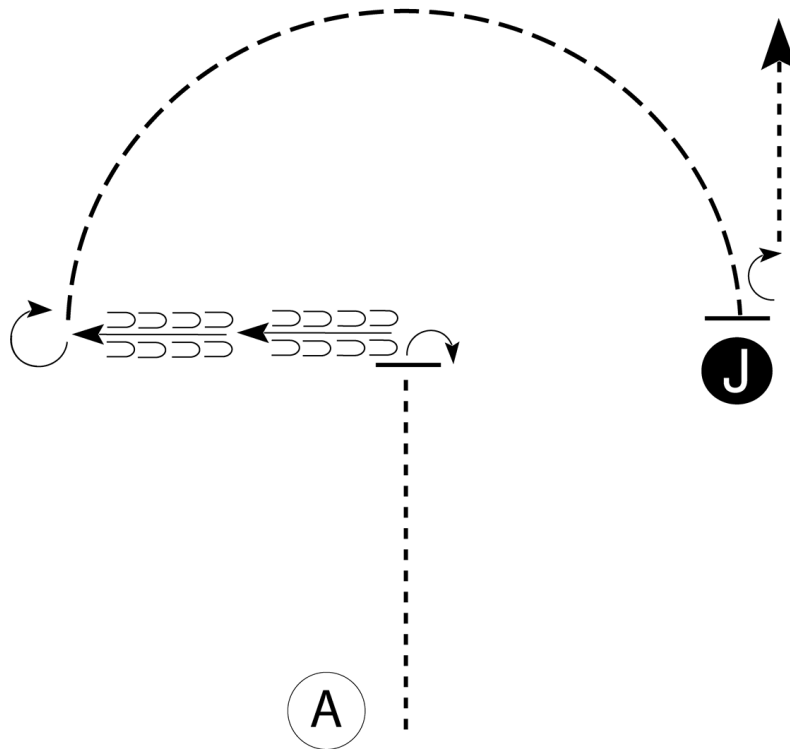
w w w . H o r s e S h o w P a t t e r n s . c o m

w w w . H o r s e S h o w P a t t e r n s . c o m

International German Championship

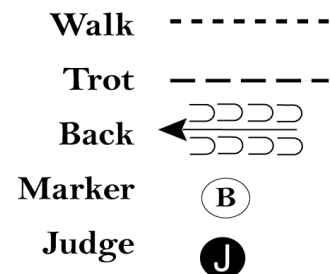
English Showmanship (Y120)

Show Date: 15-17 June 2018



Be ready at A.

1. When acknowledged, walk until horse's hip is even with Judge.
2. Perform a 90 degree turn.
3. Back approximately two horse lengths.
4. Stop and perform a 270 degree turn.
5. Trot in a half circle to Judge.
6. Stop and set up for inspection.
7. When dismissed, perform a 180 degree turn and walk straight away from judge.



Follow the instructions of your ring steward.

[S/2-68]

Pattern Provided by:

The Judges

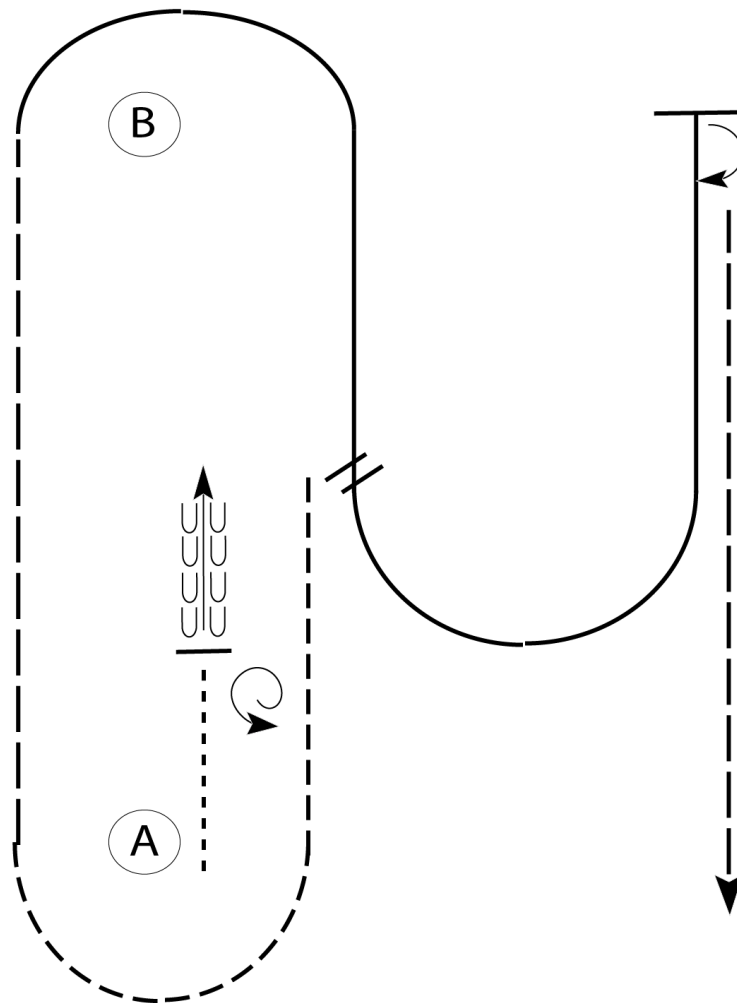
International German Championship

Western Horsemanship (N320 & Y140)

Show Date: 15-17 June 2018

w w w . H o r s e S h o w P a t t e r n s . c o m

w w w . H o r s e S h o w P a t t e r n s . c o m



Be ready at A.

1. Walk approximately two horse lengths forward.
Stop and perform a 1 1/2 turn left.
2. Back approximately two horse lengths then jog to and around A.
3. Extend the jog to B.
4. Right lead lope around B and halfway to A.
5. Change leads and lope a half circle until even with B.
6. Stop and perform a 180 degree turn to the right and extend the jog to finish.

Walk	-----
Jog	- - - - -
Extended Jog	— — — —
Lope	
Lead Change	//
Back	← ← ← ←
Marker	(B)

[WH/3-118]

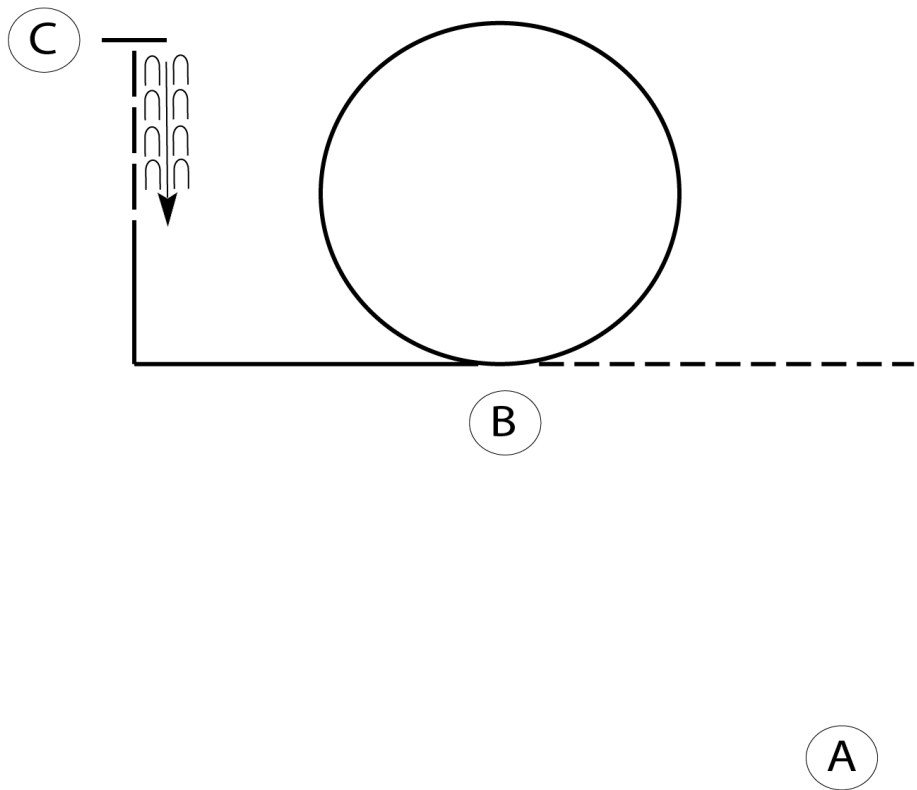
Pattern Provided by:

The Judges

International German Championship

Bareback Horsemanship (Y130)

Show Date: 15-17 June 2018



Be ready at A.

1. Jog to B.
2. Lope a circle to the right on the right lead.
3. Continue the lope toward C and lope a square corner.
4. Halfway to C, break to an extended jog to C.
5. Stop at C and back approximately one horse length.

Follow the instructions of your ring steward.

Walk
Jog	-----
Extended Jog	-----
Lope	—————
Lead Change	———/———
Back	←——— ——— ———
Marker	⊙ B

[WH/2-103]

Pattern Provided by:

The Judges

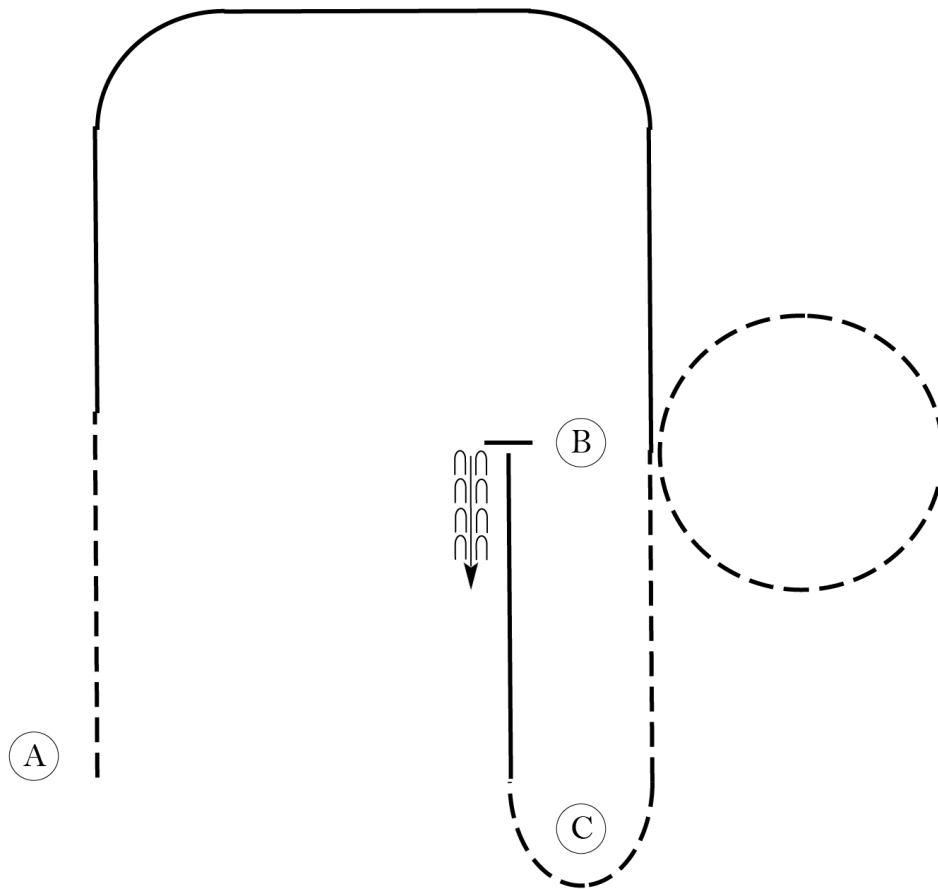
International German Championship

Hunt Seat Equitation (N110 & Y150)

Show Date: 15-17 June 2018

w w w . H o r s e S h o w P a t t e r n s . c o m

w w w . H o r s e S h o w P a t t e r n s . c o m



Be ready at A.

1. Trot on the left diagonal.
2. Canter on the right lead to B.
3. Trot a circle to the left on the correct diagonal.
4. Continue halfway to C in a 2 point position.
5. Sitting trot to and around C.
6. Canter left lead to B.
7. Stop and back.

Walk	-----
Trot	- - - - -
Extended Trot	— — — — —
Canter	—————
Leg Yield	
Lead Change	— / —
Back	← ← ←
Marker	Ⓚ
Sidepass	← — — — — →
Hand Gallop	— — — — —

[HSE/3-107]

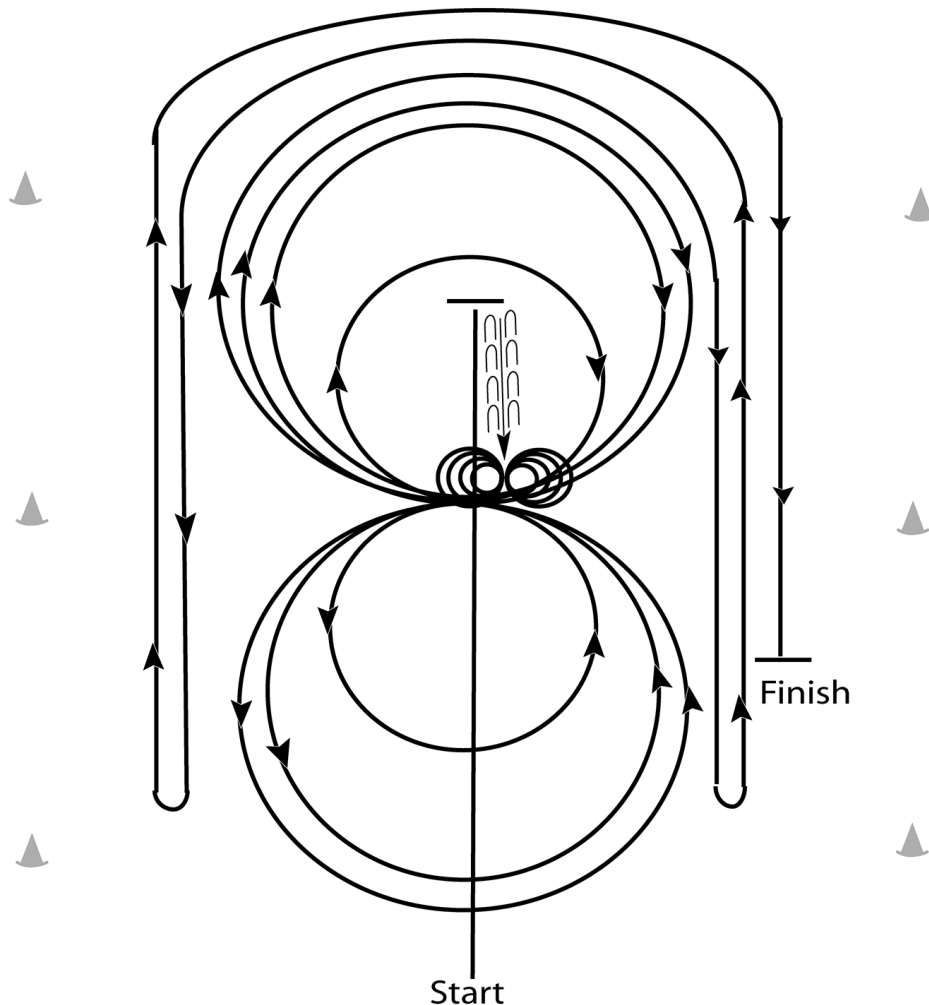
Pattern Provided by:

The Judges

International German Championship

Reining (0341, N370 & Y190)

Show Date: 15-17 June 2018



1. Run past the center marker and do a sliding stop. Back up to the center of the arena or at least ten feet (3m). Hesitate.
 2. Complete four spins to the right.
 3. Complete four and one-quarter spins to the left so that the horse is facing the left wall or fence. Hesitate.
 4. Beginning on the right lead, complete three circles to the right: the first two circles large and fast, the third circle small and slow. Change leads at the center of the arena.
 5. Complete three circles to the left: the first circle small and slow, the next two circles large and fast. Change leads at the center of the arena.
 6. Begin a large fast circle to the right but do not close this circle. Run down the right side of the arena past the center marker and do a left rollback at least twenty feet (6.09m) from the wall or fence – no hesitation.
 7. Continue back around the previous circle but do not close this circle. Run down the left side of the arena past the center and do a right rollback at least twenty feet (6.09m) from the wall or fence – no hesitation.
 8. Continue back around previous circle but do not close this circle. Run down the right side of the arena past the center marker and do a sliding stop at least twenty feet (6.09m) from the wall or fence. Hesitate to demonstrate completion of pattern.
- Rider may dismount and drop bridle to the designated judge.

[R/NRHAP-10]

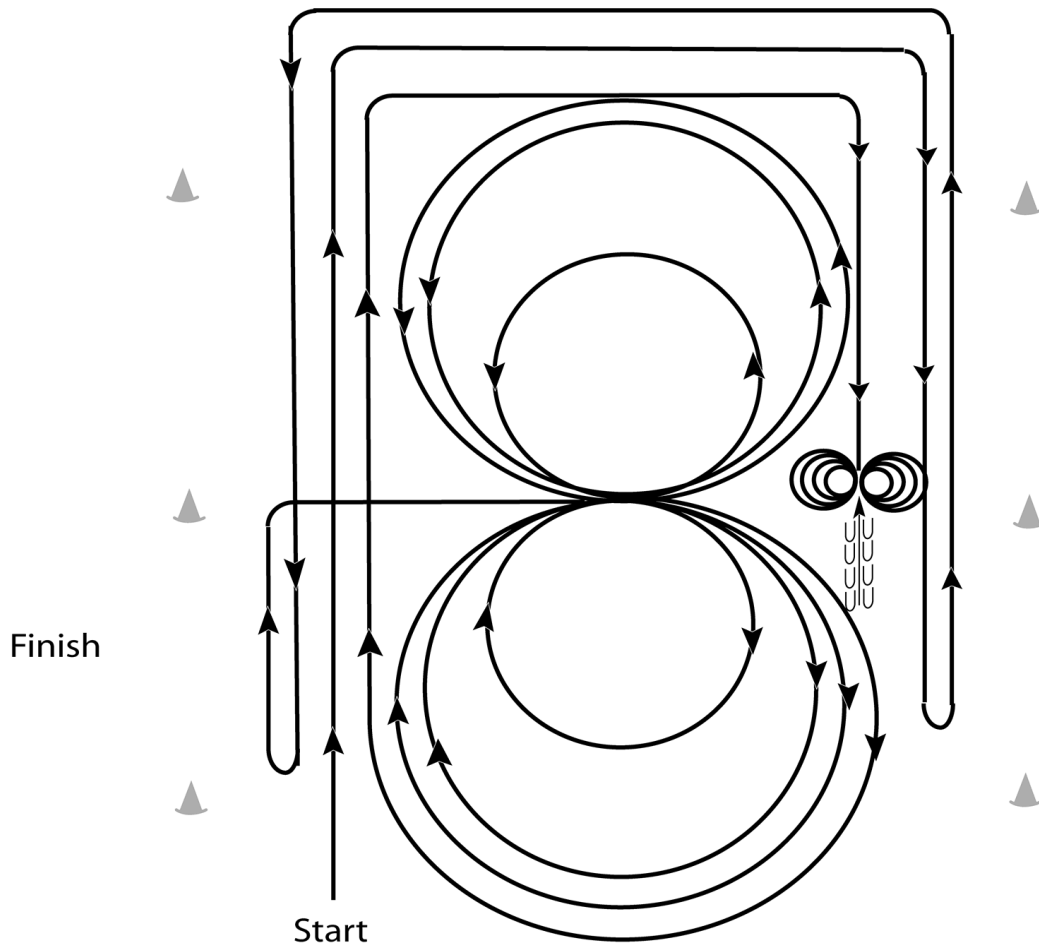
Pattern Provided by:

The Judges

International German Championship

Reining (0342 & Jackpot)

Show Date: 15-17 June 2018



1. Beginning and staying at least twenty feet (6.09 m) from the walls or fence, lope straight up the left side of the arena, circle the top end of the arena, run straight down the opposite or right side of the arena past the center marker and do a left rollback - no hesitation.
 2. Continue straight up the right side of the arena, circle back around the top of the arena, run straight down the left side, past the center marker and do a right rollback.- no hesitation.
 3. Continue up the left side of the arena to the center marker. At the center marker, the horse should be on the right lead. Guide the horse to the center of the arena on the right lead and complete three circles to the right; the first two circles large and fast; the third circle small and slow. Change leads at the center.
 4. Complete three circles to the left; the first two circles large and fast; the third circle small and slow. Change leads at the center of the arena.
 5. Begin a large fast circle to the right but do not close this circle. Continue up the left side of the arena, circle the top of the arena, run straight down the opposite side of the arena past the center marker and do a sliding stop. Back up at least ten feet (3m). Hesitate.
 6. Complete four spins to the right.
 7. Complete four spins to the left. Hesitate to demonstrate completion of the pattern.
- Rider may dismount and drop bridle to the designated judge.

[R/NRHAP-3]

Pattern Provided by:

The Judges

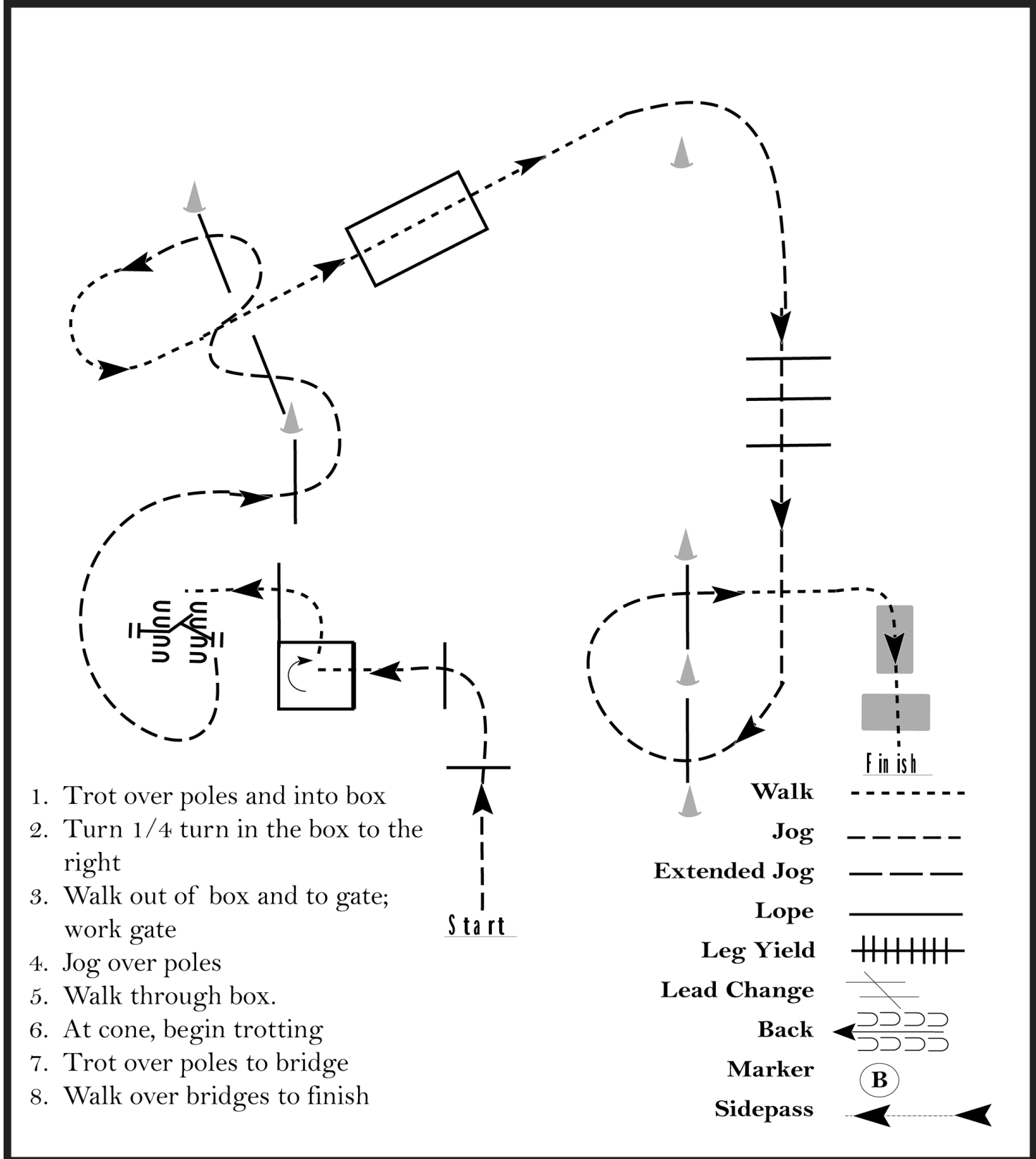
International German Championship

In Hand Trail (JP)

Show Date: 15-17 June 2018

www.HorseShowPatterns.com

www.HorseShowPatterns.com



1. Trot over poles and into box
2. Turn 1/4 turn in the box to the right
3. Walk out of box and to gate; work gate
4. Jog over poles
5. Walk through box.
6. At cone, begin trotting
7. Trot over poles to bridge
8. Walk over bridges to finish

Walk	-----
Jog	-----
Extended Jog	-----
Lope	-----
Leg Yield	
Lead Change	///
Back	←←←
Marker	ⓑ
Sidepass	←←

[T/1-1]

Pattern Provided by:
The Judges

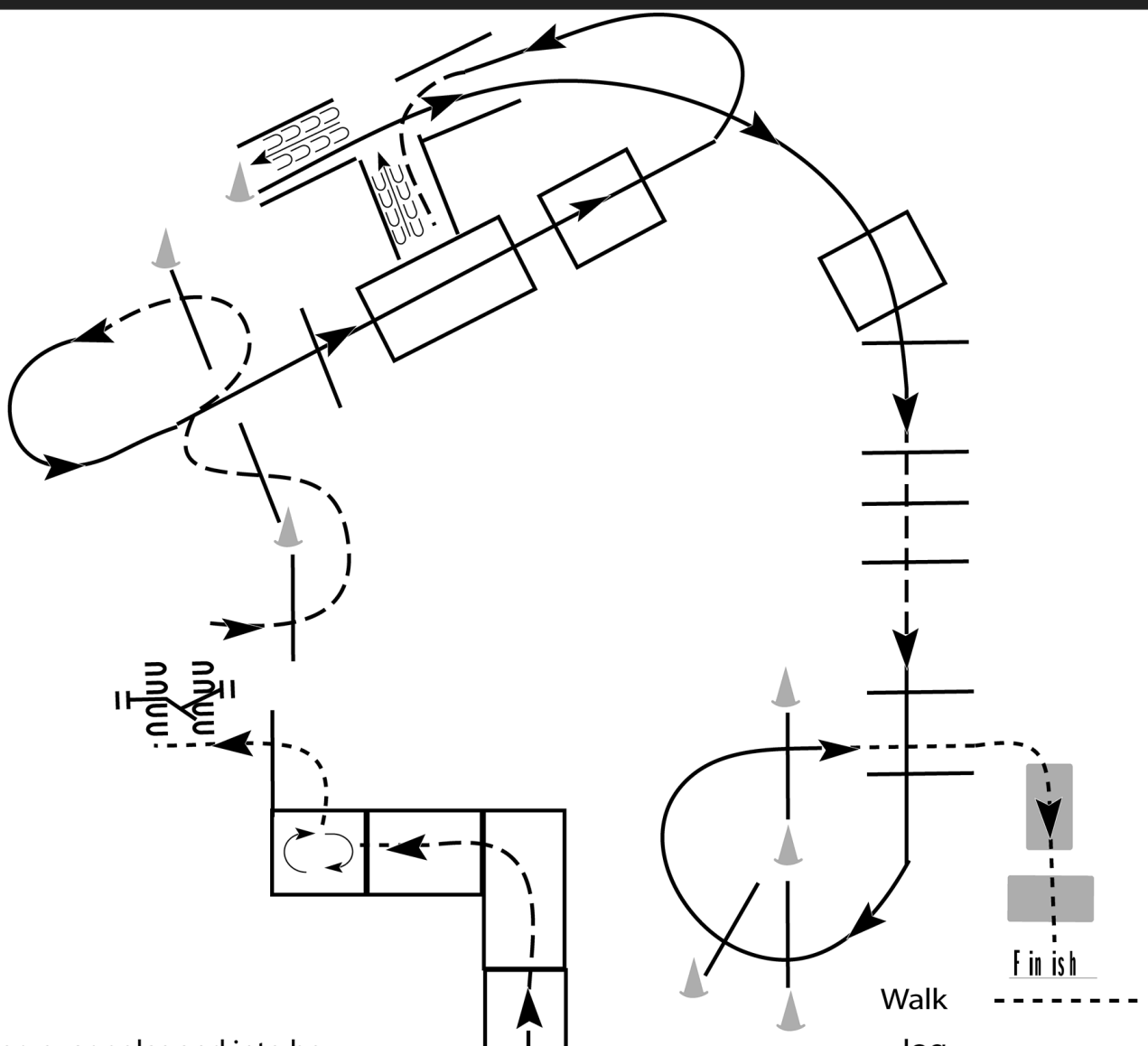
International German Championship

Jackpot Trail (JT)

Show Date: 15-17 June 2018

www.HorseShowPatterns.com

www.HorseShowPatterns.com



1. Jog over poles and into box
2. Turn 1 1/4 turn in the box to the right
3. Walk out of box and to gate; work gate
4. Jog over poles
5. Lope on the left lead over poles and jog into chute; back the L
6. Lope on the right lead out of chute and over poles
7. Jog over three poles
8. Lope on the right lead over poles
9. Walk over bridges to finish

Walk	-----
Jog	- - - - -
Extended Jog	-----
Lope	—————
Leg Yield	
Lead Change	↘
Back	←←←←←
Marker	(B)
Sidepass	←-----→

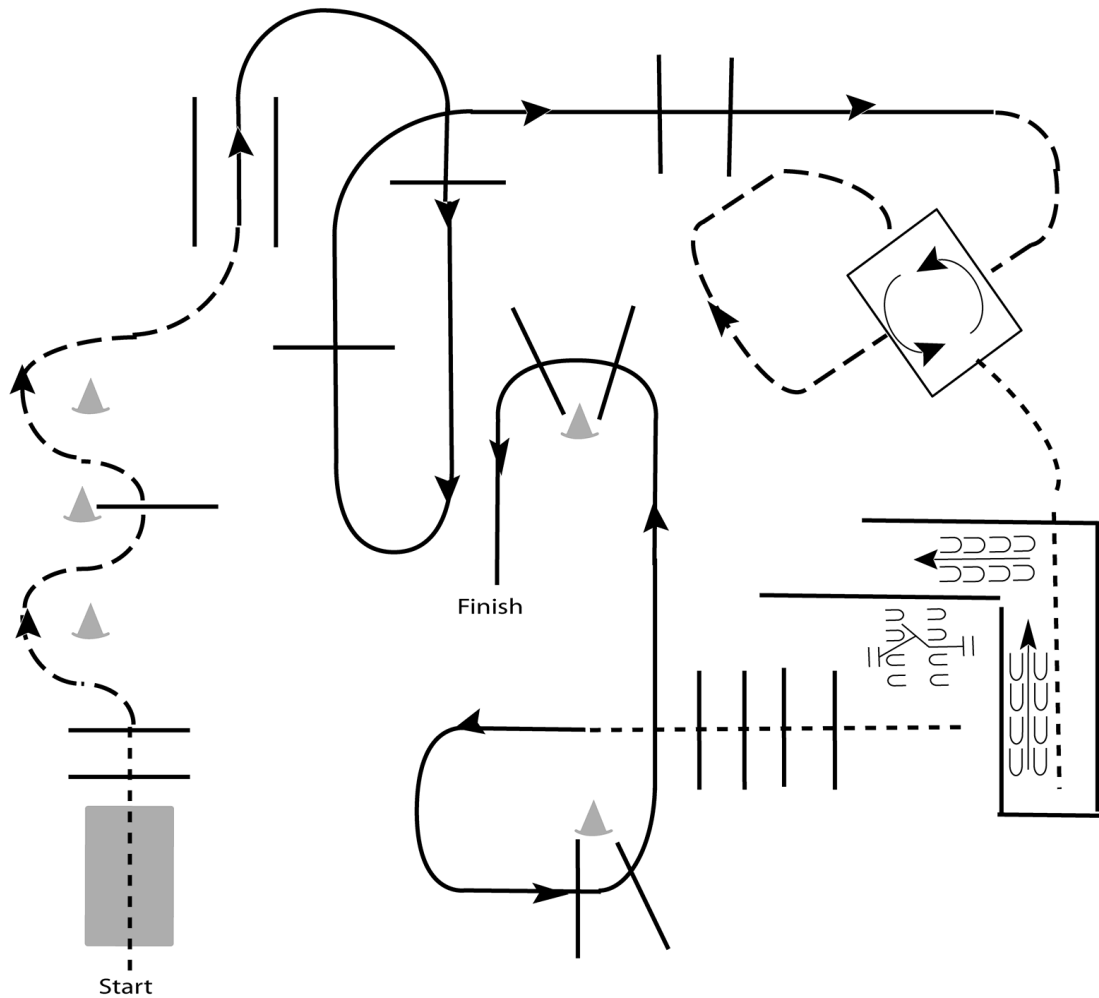
[T/3-18]

Pattern Provided by:
The Judges

International German Championship

Senoir Trail (0382)

Show Date: 15-17 June 2018



1. Walk over bridge and over poles
2. Jog through serpentine and over pole
3. Lope on the right lead over poles
4. Jog through box, then jog into box
5. Turn 360 degrees to the left in the box
6. Walk out of box and into chute
7. Back the L
8. Work the gate
9. Walk over poles
10. Lope on the left lead over poles to finish

Walk	-----
Jog	-----
Extended Jog	-----
Lope	-----
Leg Yield	
Lead Change	///
Back	←←←
Marker	Ⓚ
Sidepass	←-----→

[T/3-4]

Pattern Provided by:

The Judges

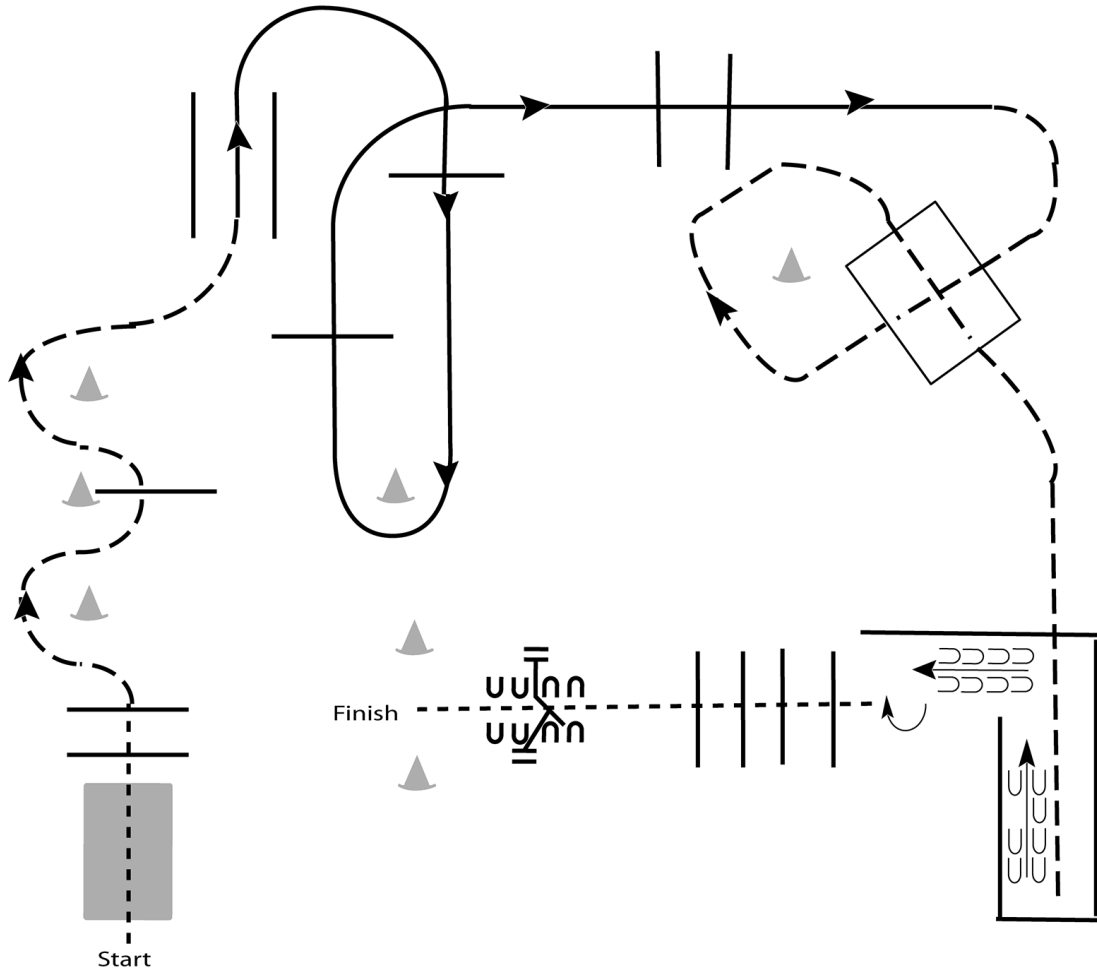
www.HorseShowPatterns.com

www.HorseShowPatterns.com

International German Championship

Junior Trail (0381)

Show Date: 15-17 June 2018



Begin at Start.

1. Walk over bridge and over poles.
2. Jog through serpentine and over pole.
3. Lope on the right lead over poles.
4. Jog through box and into chute.
5. Back the L.
6. Turn 180 degrees and walk over elevated poles.
7. Work gate with left hand.

Walk	-----
Jog	- - - - -
Extended Jog	- - - - -
Lope	—————
Leg Yield	
Lead Change	—/—
Back	←←←←←
Marker	Ⓚ
Sidepass	←-----→

[T/2-7]

Pattern Provided by:

The Judges

www.HorseShowPatterns.com

www.HorseShowPatterns.com

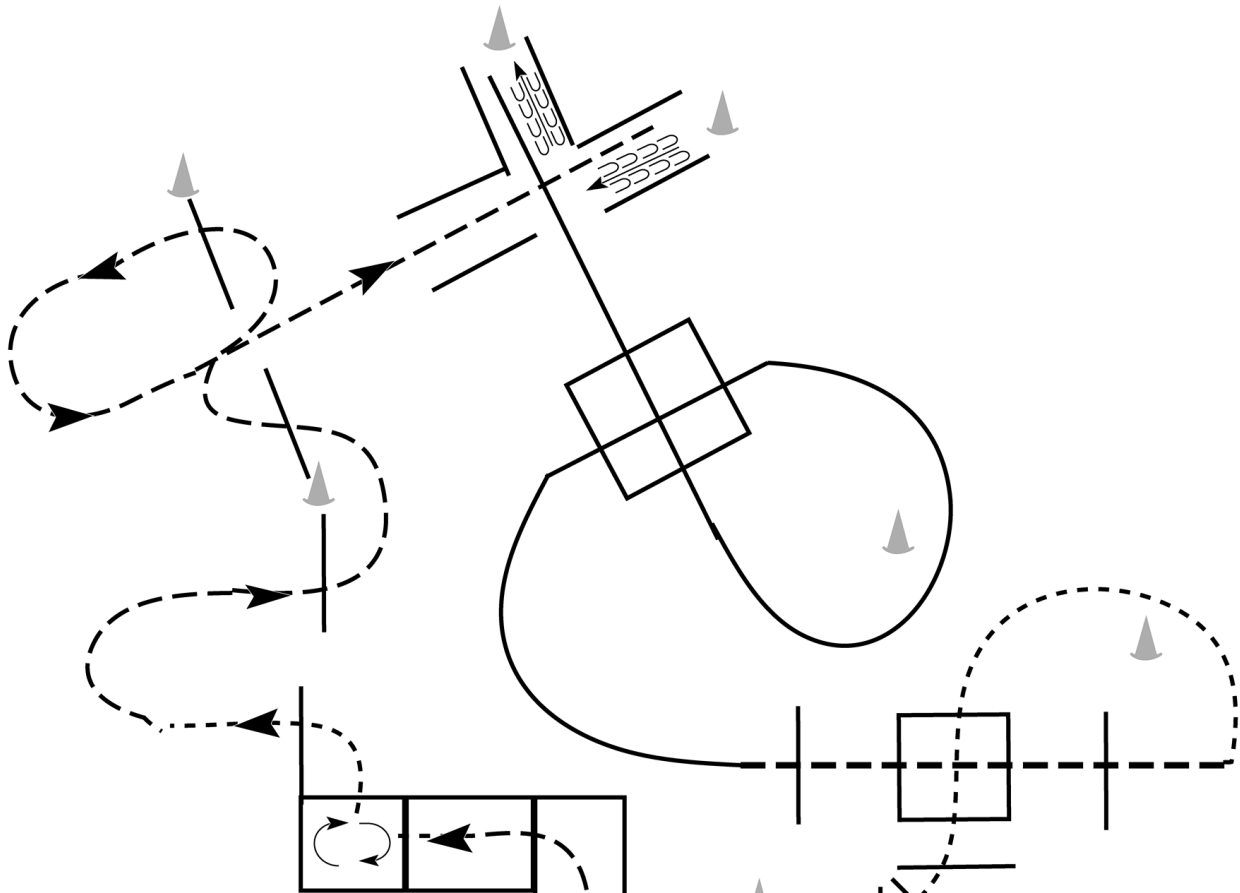
International German Championship

Trail (0385, N350 & Y290)

Show Date: 15-17 June 2018

www.HorseShowPatterns.com

www.HorseShowPatterns.com



1. Work gate with left hand.
2. Jog over poles and into box.
3. Turn 1 1/4 turns to the right in box and walk out over pole.
4. Jog over poles and into chute as shown.
5. Back the L.
6. Lope on the left lead out of chute, and thru box.
7. Jog over poles and thru box.
8. Walk thru box and over poles to finish.

	Walk	
	Jog	
	Extended Jog	
	Lope	
	Leg Yield	
	Lead Change	
	Back	
	Marker	
	Sidepass	

[T/2-20]

Pattern Provided by:

The Judges

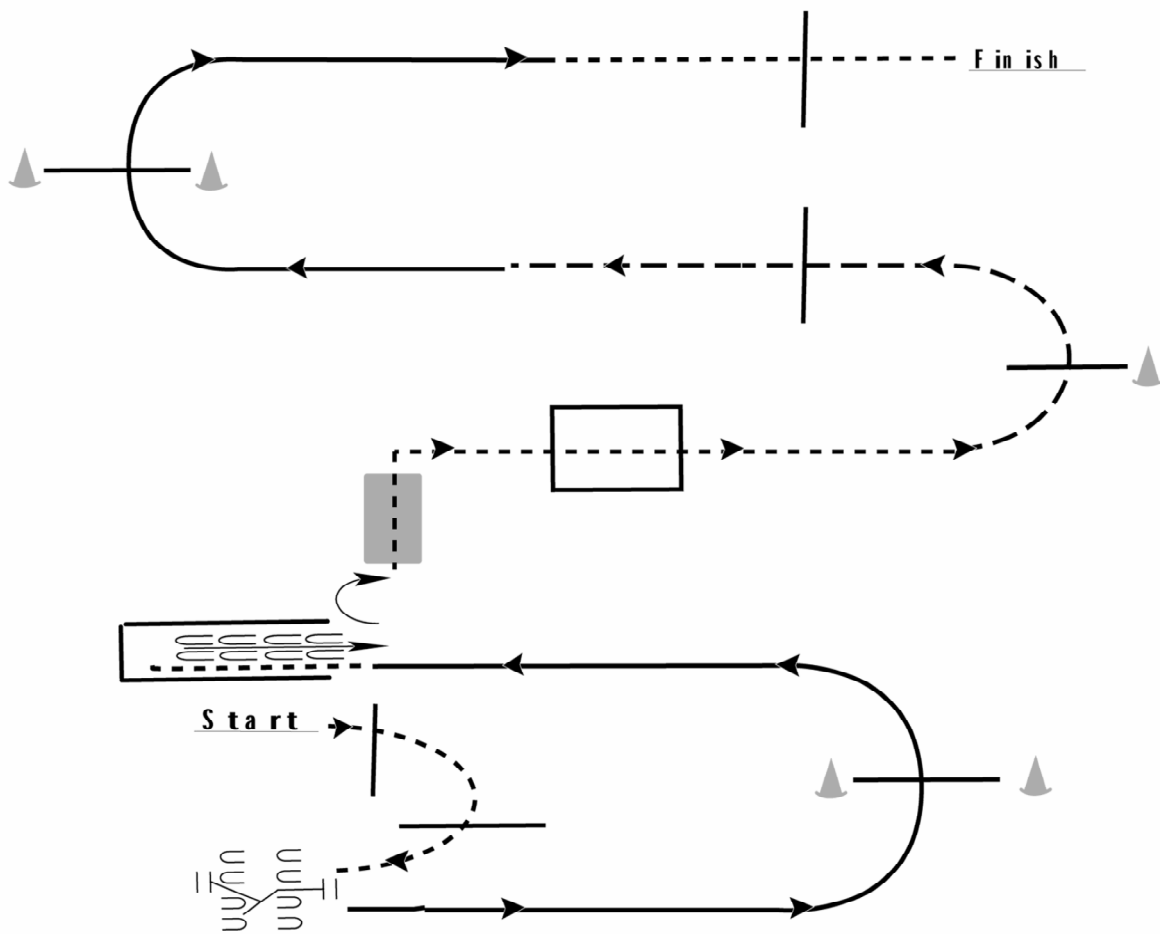
International German Championship

Open Green Trail (O385)

Show Date: 15-17 June 2018

www.HorseShowPatterns.com

www.HorseShowPatterns.com



1. Walk over two poles to gate
2. Work gate with left hand
3. Lope on the left lead over pole
4. Break to a walk and walk into chute
5. Back out of chute
6. Walk over bridge
7. Walk through box
8. Trot over poles
9. Lope on the right lead over pole
10. Break to the walk and walk over final elevated

Walk	-----
Jog	- - - - -
Extended Jog	— — — —
Lope	—————
Leg Yield	
Lead Change	— / —
Back	← ← ← ← ←
Marker	Ⓜ
Sidepass	← — — — — ←

[T/1-9]

Pattern Provided by:
The Judges